



GRANITESHARES FUNDS

Prospectus

March 17, 2025

GRANITESHARES FUNDS	TICKER SYMBOL
GraniteShares 1.25x Long TSLA Daily ETF	TSL
GraniteShares 2x Long NVDA Daily ETF	NVDL
GraniteShares 2x Long COIN Daily ETF	CONL
GraniteShares 2x Long BABA Daily ETF	BABX
GraniteShares 2x Long META Daily ETF	FBL
GraniteShares 2x Long GOOGL Daily ETF	GOOL
GraniteShares 2x Long AMZN Daily ETF	AMZZ
GraniteShares 2x Long AAPL Daily ETF	AAPB
GraniteShares 2x Long MSFT Daily ETF	MSFL
GraniteShares 2x Long AMD Daily ETF	AMDL
GraniteShares 2x Long PLTR Daily ETF	PTIR
GraniteShares 2x Long UBER Daily ETF	UBRL
GraniteShares 2x Long DIS Daily ETF	DISL
GraniteShares 2x Long F Daily ETF	FRDL

The Securities and Exchange Commission and Commodity Futures Trading Commission have not approved or disapproved these securities or passed upon the adequacy of this prospectus. Any representation to the contrary is a criminal offense.

GraniteShares Funds are advised by GraniteShares Advisors LLC.

The Funds seek daily leveraged investment results and are intended to be used as short-term trading vehicles. Each Fund attempts to provide daily investment results that correspond to the respective long leveraged multiple of the performance of an underlying stock (each a Leveraged Long Fund).

The Funds are not intended to be used by, and are not appropriate for, investors who do not intend to actively monitor and manage their portfolios. The Funds are very different from most mutual funds and exchange-traded funds. Investors should note that:

(1) The Leveraged Long Funds pursue daily leveraged investment objectives, which means that the Funds are riskier than alternatives that do not use leverage because the Funds magnify the performance of their underlying stock.

(2) Seeking to replicate daily performances of an underlying stock means that the return of a Fund for a period longer than a full trading day will be the product of a series of daily returns for each trading day during the relevant period.

As a consequence, especially in periods of market volatility, the volatility of the underlying stock may affect a Fund's return as much as, or more than, the return of the underlying stock. Further, the return for investors that invest for periods less than a full trading day is likely to be different from a underlying stock's performance for the full trading day. During periods of high volatility, the Funds may not perform as expected and the Funds may have losses when an investor may have expected gains if the Funds are held for a period that is different than one trading day.

The Funds are not suitable for all investors. The Funds are designed to be utilized only by sophisticated investors, such as traders and active investors employing dynamic strategies. Investors in the Funds should:

- (a) understand the risks associated with the use of leverage;
- (b) understand the consequences of seeking daily leveraged investment results; and
- (c) intend to actively monitor and manage their investments.

Investors who do not understand the Funds, or do not intend to actively manage their funds and monitor their investments, should not buy the Funds.

There is no assurance that any Fund will achieve its investment objective and an investment in a Fund could lose money. No single Fund is a complete investment program.

For the Leveraged Long Funds with a 2-time leverage exposure, if the underlying stock referenced by a Fund's underlying stock drops by more than 50% on a given trading day, the Fund's investors could lose all of their money. For the Leveraged Long Funds with a 1.25-time leverage exposure, if the underlying stock drops by more than 80% on a given trading day, the Fund's investors could lose all of their money.

TABLE OF CONTENTS

	<u>Page</u>
GraniteShares 1.25x Long TSLA Daily ETF – Summary	4
GraniteShares 2x Long NVDA Daily ETF– Summary	12
GraniteShares 2x Long COIN Daily ETF- Summary	20
GraniteShares 2x Long BABA Daily ETF - Summary	28
GraniteShares 2x Long META Daily ETF - Summary	36
GraniteShares 2x Long GOOGL Daily ETF - Summary	44
GraniteShares 2x Long AMZN Daily ETF- Summary	52
GraniteShares 2x Long AAPL Daily ETF- Summary	60
GraniteShares 2x Long MSFT Daily ETF - Summary	68
GraniteShares 2x Long AMD Daily ETF - Summary	76
GraniteShares 2x Long PLTR Daily ETF - Summary	84
GraniteShares 2x Long UBER Daily ETF - Summary	92
GraniteShares 2x Long DIS Daily ETF – SUMMARY	100
GraniteShares 2x Long F Daily ETF – SUMMARY	108
Additional Information about the Funds’ Investment Objectives, Strategies and Risks	116
FUND WEBSITE AND DISCLOSURE OF PORTFOLIO HOLDINGS	138
Fund Management	139
Buying and Selling Shares	140
Dividends, Distributions, and Taxes	141
Distribution of Fund Shares	144
Premium/Discount Information	144
Fund Service Providers	144
Financial Highlights	144
GraniteShares ETF Trust	149

GRANITESHARES 1.25X LONG TSLA DAILY ETF – SUMMARY

Ticker: TSL

Exchange: Nasdaq Stock Market LLC

Important Information Regarding the Fund

The GraniteShares 1.25x Long TSLA Daily ETF (the “Fund”) seeks daily leveraged investment results of 1.25 times (125%) the daily percentage change of the common stock of Tesla, Inc. (NASDAQ: TSLA) (the “Underlying Stock”). Because the Fund seeks daily leveraged investment results, it is very different from most other exchange-traded funds. It is also riskier than alternatives that do not use leverage. The return for investors that invest for periods longer or shorter than a trading day should not be expected to be 125% the performance of the Underlying Stock for the period. The return of the Fund for a period longer than a trading day will be the result of each trading day’s compounded return over the period, which will very likely differ from 125% the return of the Underlying Stock for that period. Longer holding periods, higher volatility of the Underlying Stock and leverage increase the impact of compounding on an investor’s returns. During periods of higher underlying stock volatility, the volatility of the Underlying Stock may affect the Fund’s return as much as, or more than, the return of the Underlying Stock.

The Fund is not suitable for all investors. The Fund is designed to be utilized only by knowledgeable investors who understand the potential consequences of seeking daily leveraged (1.25X) investment results, understand the risks associated with the use of leverage and are willing to monitor their portfolios frequently. The Fund is not intended to be used by, and is not appropriate for, investors who do not intend to actively monitor and manage their portfolios. For periods longer than a single day, the Fund will lose money if the Underlying Stock’s performance is flat, and it is possible that the Fund will lose money even if the Underlying Stock’s performance increases over a period longer than a single day. An investor could lose the full principal value of his/her investment within a single day.

Investment Objective

The Fund seeks daily investment results, before fees and expenses, of 1.25 times (125%) the daily percentage change of the common stock of Tesla Inc. (NASDAQ: TSLA).

Fund Fees and Expenses

This table describes the fees and expenses that you may pay if you buy, hold, and sell shares of the Fund (“Shares”). The fees are expressed as a percentage of the Fund’s average daily net assets. Investors may pay other fees, such as brokerage commissions and other fees to financial intermediaries, which are not reflected in the table and example below.

Annual Fund Operating Expenses

(expenses that you pay each year as a percentage of the value of your investment)

Management Fee	0.99%
Distribution and/or Service (12b-1) Fees	0.00%
Other Expenses	0.99%
Total Annual Fund Operating Expenses ⁽¹⁾	1.98%
Fee Waiver/Reimbursements ⁽²⁾	-0.83%
Net Annual Fund Operating Expenses After Fee Waiver/Reimbursements ^{(1), (2)}	1.15%

(1) The cost of investing in swaps, including the embedded cost of the swap and the operating expenses of the referenced assets, is an indirect expense that is not included in the above fee table and is not reflected in the expense example. The total indirect cost of investing in swaps, including the embedded cost of the swap and the operating expenses of the referenced assets, is estimated to be 1.00% for the fiscal year ending June 30, 2025.

(2) GraniteShares Advisors LLC has contractually agreed to waive its fees and/or pay for operating expenses of the Fund to ensure that total annual fund operating expenses (exclusive of any (i) interest, (ii) brokerage fees and commission, (iii) acquired fund fees and expenses, (iv) fees and expenses associated with instruments in other collective investment vehicles or derivative instruments (including for example options and swap fees and expenses), (v) interest and dividend expense on short sales, (vi) taxes, (vii) other fees related to underlying investments (such as option fees and expenses or swap fees and expenses), (viii) expenses incurred in connection with any merger or reorganization or (ix) extraordinary expenses such as litigation) will not exceed 1.15%. This agreement is effective until December 31, 2025 and it may be terminated before that date only by the Trust’s Board of Trustees. GraniteShares Advisors LLC may request recoupment of previously waived fees and paid expenses from the Fund for three years from the date such fees and expenses were waived or paid, if such reimbursement will not cause the Fund’s total expense ratio to exceed the expense limitation in place at the time of the waiver and/or expense payment and the expense limitation in place at the time of the recoupment.

Example

This Example is intended to help you compare the cost of investing in the Fund with the cost of investing in mutual funds and other exchange traded funds.

The Example assumes that you invest \$10,000 in the Fund for the time periods indicated and then sell all of your Shares at the end of those periods. The Example also assumes that your investment has a 5% return each year and that the Fund's operating expenses remain the same. The figures shown would be the same whether or not you sold your Shares at the end of each period.

Although your actual costs may be higher or lower, based on these assumptions your costs would be:

1 Year		3 Years		5 Year		10 Years	
\$	117	\$	365	\$	822	\$	2,089

Portfolio Turnover

The Fund pays transaction costs, such as commissions, when it buys and sells securities (or "turns over" its portfolio). A higher portfolio turnover rate may indicate higher transaction costs and may result in higher taxes when Shares are held in a taxable account. These costs, which are not reflected in annual fund operating expenses or in the Example, affect the Fund's performance. During the most recent fiscal year, the Fund's portfolio turnover rate was 0% of the average value of its portfolio, since the Fund invested only in instruments that are excluded from portfolio turnover rate calculations. However, if the Fund's use of derivatives were reflected, the Fund's portfolio turnover rate would be higher.

Principal Investment Strategies

The Fund is an actively managed exchange traded fund that attempts to replicate 1.25 times (125%) the daily percentage change of the Underlying Stock by entering into financial instruments such as swaps and options on the Underlying Stock as well as directly purchasing the Underlying Stock. At the end of each trading day, the notional exposure against the Underlying Stock obtained through the combination of these instruments will be approximately 125% of the Fund's net asset value. The Fund aims to generate 1.25 times the daily performance of the Underlying Stock for a single day. A "single day" is defined as being calculated "from the close of regular trading on one trading day to the close on the next trading day."

The Fund will aim to primarily obtain its notional exposure against the Underlying Stock through swap agreements. In case the Fund faces restriction in increasing its swap notional exposure, it may use option contracts on the Underlying Stock or buy the Underlying Stock directly.

Swaps:

The Fund may enter into one or more swap agreements with major financial institutions for a specified period ranging from a day to more than one year whereby the Fund and the financial institution will agree to exchange the return (or differentials in rates of return) earned or realized on the Underlying Stock. The gross return to be exchanged or "swapped" between the parties is calculated with respect to a "notional amount," e.g., the return on or change in value of a particular dollar amount representing the Underlying Stock.

The Fund is expected to post between 30% and 45% of its assets as collateral under the swap agreements.

The Fund uses Cowen Financial Products LLC as its main swap counterparty. Cowen Financial Products LLC is a conditionally registered swap dealer and is required to file certain reports from time to time with the Securities and Exchange Commission. Cowen Financial Products LLC is an indirect subsidiary of Toronto Dominion Bank, a Canadian company whose shares are listed for trade on the New York Stock Exchange (NYSE) under the symbol "TD." Debts of Cowen Financial Products LLC as it may relate to the Fund are not guaranteed by its parent company.

Options:

Depending on market conditions, market liquidity and operational constraints, the Fund may either buy deep in-the-money call option contracts, or simultaneously buy an at-the-money call option contract and sell an at-the-money put option contract (a strategy generally referred to as synthetic forward). All option contracts bought and sold will be against the Underlying Stock. The Fund will pay the premium for each call option contract bought and receive the premium for each put option sold. The Fund's participation in potential changes in the price of the Underlying Stock is based on the price of the Underlying Stock at the time the Fund buys the call and sells the put option contracts, the strike price of the call (put) option contract and the Underlying Stock price at the time of the contract's expiration. The maturity of the option contract bought and sold may vary from 1-week to 1-month.

As part of the Fund's strategy, the Fund may buy a combination of standardized exchange-traded and FLEXible EXchange® ("FLEX") call and put options contracts that are based on the value of the price returns of the Underlying Stock. The Fund will only buy and sell options contracts that are listed for trading on regulated U.S. exchanges. Traditional exchange-traded options contracts have standardized terms, such as the type (call or put), the reference asset, the strike price and expiration date. Exchange-listed options contracts are guaranteed for settlement by the Options Clearing Corporation ("OCC"). FLEX Options are a type of exchange-listed options contract with uniquely customizable terms that allow investors to customize key terms like type, strike price and expiration date that are standardized in a typical options contract. FLEX Options are also guaranteed for settlement by the OCC.

In general, an option is a contract that gives the purchaser (holder) of the option, in return for a premium, the right to buy from (call) or sell to (put) the seller (writer) of the option the security or currency underlying (in this case, the Underlying Stock) the option at a specified exercise price.

An option is said to be "European Style" when it can be exercised only at expiration whereas an "American Style" option can be exercised at any time prior to expiration. The Fund may use either European or American style options.

The Fund's cash balance may be invested in the following instruments: (1) U.S. Government securities, such as bills, notes and bonds issued by the U.S. Treasury; (2) money market funds; (3) short term bond ETFs; (4) corporate debt securities, such as commercial paper and other short-term unsecured promissory notes issued by businesses that are rated investment grade or of comparable quality as collateral for the Fund's swap agreements; (5) repurchase transactions, which are transactions under which the purchaser (i.e., the Fund) acquires securities and the seller agrees, at the time of the sale, to repurchase the securities at a mutually agreed-upon time and price, thereby determining the yield during the purchaser's holding period, and/or; (6) US equities listed on a national security exchange, sovereign fixed income securities with a credit rating at least equal to the United States Federal Government, or corporate debt securities, such as commercial paper and other short-term unsecured promissory notes issued by businesses that are rated investment grade for the purposes of entering into swap agreements with the Fund's swap counterparties.

The Fund has adopted a policy to have at least 80% of its investment exposure to financial instruments with economic characteristics that should have 1.25 times the performance of the Underlying Stock.

Due to the Fund's investment exposure to the Underlying Stock, the Fund's investment exposure is concentrated in the automotive industry.

Because of daily rebalancing and the compounding of each day's return over time, the return of the Fund for periods longer than a single day will be the result of each day's returns compounded over the period, which will very likely differ from 125% of the return of the Underlying Stock over the same period. The Fund will lose money if the Underlying Stock's performance is flat over time, and as a result of daily rebalancing, the Underlying Stock volatility and the effects of compounding, it is even possible that the Fund will lose money over time while the Underlying Stock's performance increases over a period longer than a single day.

THE FUND, THE GRANITESHARES ETF TRUST, AND GRANITESHARES ADVISORS LLC ARE NOT AFFILIATED WITH THE UNDERLYING STOCK.

This prospectus relates only to the Fund shares offered hereby and is not a prospectus for the common stock or other securities of Tesla, Inc. The common stock of Tesla, Inc. (TSLA) is registered under the Securities Exchange Act of 1934, as amended (the "Exchange Act"). Information provided to or filed with the Securities and Exchange Commission by Tesla, Inc. pursuant to the Exchange Act can be located at the Securities and Exchange Commission's website at www.sec.gov. In addition, information regarding Tesla, Inc. may be obtained from other sources including, but not limited to, press releases, newspaper articles and other publicly disseminated documents.

PRINCIPAL RISKS OF INVESTING IN THE FUND

As with all ETFs, there is the risk that you could lose money through your investment in the Fund. Many factors affect the Fund's NAV and performance.

Underlying Stock Risk: The Underlying Stock is subject to many risks that can negatively impact its revenue and viability including, but are not limited to price volatility risk, management risk, inflation risk, global economic risk, growth risk, supply and demand risk, operations risk, regulatory risk, environmental risk, terrorism risk and the risk of natural disasters. The Underlying Stock performance may be affected by company's ability to develop and launch new products, the growth of its sales and delivery capabilities, part supplier constraints or delays, consumer demand for electric vehicles and competition from existing and competitors. The Fund's daily returns may be affected by many factors but will depend on the performance and volatility of the Underlying Stock.

Effects of Compounding and Market Volatility Risk: The Fund aims to replicate the leveraged daily returns of the Underlying Stock and the Fund's performance for periods greater than a trading day will be the result of each day's returns compounded over the period, which is very likely to differ from the Underlying Stock's performance, before fees and expenses. Compounding affects all investments but has a more significant impact on funds that aims to replicate leverage daily returns. For a Fund aiming to replicate 1.25 times the daily performance of an Underlying Stock, if adverse daily performance of the Underlying Stock reduces the amount of a shareholder's investment, any further adverse daily performance will lead to a smaller dollar loss because the shareholder's investment had already been reduced by the prior adverse performance. Equally, however, if the favorable daily performance of the Underlying Stock increases the amount of a shareholder's investment, the dollar amount lost due to future adverse performance will increase because the shareholder's investment has increased.

The effect of compounding becomes pronounced as the Underlying Stock volatility and the holding period increase. The impact of compounding will impact each shareholder differently depending on the period of time an investment in the Fund is held and the volatility of the Underlying Stock during the shareholder's holding period of an investment in the Fund.

The chart below provides examples of how Underlying Stock volatility could affect the Fund's performance. Fund performance for periods greater than one single day can be estimated given any set of assumptions for the following factors: a) Underlying Stock volatility; b) Underlying Stock's performance; c) period of time; d) financing rates associated with leveraged exposure; e) other Fund expenses; and f) the Underlying Stock's dividends. The chart below illustrates the impact of two principal factors – Underlying Stock volatility and performance – on Fund performance. The chart shows estimated Fund returns for a number of combinations of Underlying Stock volatility and performance over a one-year period. Performance shown in the chart assumes that (i) there were no Fund expenses; and (ii) borrowing rates (needed to obtain a leveraged long exposure) of 0%. If Fund expenses and/or actual borrowing/lending rates were reflected, the estimated returns would be lower than those shown. Particularly during periods of higher Underlying Stock volatility, compounding will cause results for periods longer than a trading day to vary from the performance of the Underlying Stock.

As shown in the chart below, the Fund would be expected to lose 0.9% if the Underlying Stock provided no return over a one-year period during which the Underlying Stock experienced annualized volatility of 25%. At higher ranges of volatility, there is a chance of a significant loss of value in the Fund, even if the Underlying Stock return is flat.

For instance, if the Underlying Stock annualized volatility is 100%, the Fund would be expected to lose 14.1% of its value, even if the cumulative Underlying Stock return for the year was 0%. Areas shaded red (or dark gray) represent those scenarios where the Fund can be expected to return less than 125% of the performance of the Underlying Stock and those shaded green (or light gray) represent those scenarios where the Fund can be expected to return more than 125% of the performance of the Underlying Stock. The Fund's actual returns may be significantly better or worse than the returns shown below as a result of any of the factors discussed above or in "Tracking Error Risk" below.

One Year Performance of the Underlying Stock	125% of One Year Performance of the Underlying Stock	Volatility of the Underlying Stock (annualized)						
		10%	25%	50%	75%	100%	125%	150%
-95%	-119%	-97.7%	-97.7%	-97.8%	-97.9%	-98.0%	-98.2%	-98.4%
-90%	-113%	-94.4%	-94.5%	-94.6%	-94.9%	-95.2%	-95.6%	-96.1%
-80%	-100%	-86.7%	-86.8%	-87.2%	-87.8%	-88.6%	-89.6%	-90.7%
-70%	-88%	-77.9%	-78.1%	-78.7%	-79.8%	-81.1%	-82.7%	-84.4%
-60%	-75%	-68.2%	-68.5%	-69.5%	-71.0%	-72.8%	-75.2%	-77.6%
-50%	-63%	-58.1%	-58.4%	-59.6%	-61.5%	-63.9%	-67.1%	-70.6%
-40%	-50%	-47.3%	-47.7%	-49.3%	-51.7%	-55.1%	-58.9%	-62.8%
-30%	-38%	-36.1%	-36.6%	-38.3%	-41.3%	-45.4%	-49.8%	-54.9%
-20%	-25%	-24.5%	-25.0%	-27.3%	-30.8%	-35.5%	-40.7%	-47.1%
-10%	-13%	-12.5%	-13.2%	-15.6%	-19.8%	-25.2%	-31.6%	-37.4%
0%	0%	-0.1%	-0.9%	-3.7%	-8.4%	-14.1%	-22.0%	-29.2%
10%	13%	12.5%	11.6%	8.1%	3.1%	-3.9%	-10.8%	-20.8%
20%	25%	25.4%	24.5%	20.8%	14.9%	7.1%	-1.2%	-11.4%
30%	38%	38.6%	37.5%	33.5%	27.0%	19.1%	8.5%	-3.2%
40%	50%	52.0%	50.7%	46.4%	39.6%	30.6%	20.4%	7.0%
50%	63%	65.6%	64.4%	59.8%	51.6%	42.3%	28.6%	18.0%
60%	75%	79.5%	78.2%	73.2%	64.9%	54.7%	42.4%	23.6%
70%	88%	93.8%	92.3%	86.4%	77.5%	66.7%	52.1%	36.1%
80%	100%	108.0%	106.5%	100.5%	91.0%	78.3%	62.2%	48.8%
90%	113%	122.6%	120.9%	114.7%	103.7%	91.6%	76.0%	56.7%
95%	119%	129.9%	128.2%	121.5%	111.0%	97.2%	79.3%	64.4%

The Underlying Stock's annualized historical volatility rate for the five-year period ended July 31, 2024 was 66.5%. During the five-year period observed the Underlying Stock's highest volatility rate over a 12-month period was 81.3% and volatility for a shorter period of time may have been substantially higher. The Underlying Stock's annualized performance for the five-year ended July 31, 2024 was 71.6%. Historical volatility and performance are not indications of what the Underlying Stock volatility and performance will be in the future. The volatility of instruments that reflect the value of the Underlying Stock, such as swaps, may differ from the volatility of the Underlying Stock.

Correlation Risk: A number of factors may affect the Fund's ability to achieve a high degree of correlation with Underlying Stock, and there is no guarantee that the Fund will achieve a high degree of correlation. Failure to achieve a high degree of correlation may prevent the Fund from achieving its investment objective, and the percentage change of the Fund's NAV each day may differ, perhaps significantly in amount, and possibly even direction, from 125% of the percentage change of Underlying Stock on such day.

In order to achieve a high degree of correlation with Underlying Stock, the Fund seeks to rebalance its portfolio daily to keep exposure consistent with its investment objective. Being materially under- or overexposed to Underlying Stock may prevent the Fund from achieving a high degree of correlation with Underlying Stock and may expose the Fund to greater leverage risk. Market disruptions or closure, regulatory restrictions, market volatility, illiquidity in the markets for the financial instruments in which the Fund invests, and other factors will adversely affect the Fund's ability to adjust exposure to requisite levels. The target amount of portfolio exposure is impacted dynamically by Underlying Stock's movements, including intraday movements. Because of this, it is unlikely that the Fund will have perfect 125% exposure during the day or at the end of each day and the likelihood of being materially under- or overexposed is higher on days when Underlying Stock is volatile, particularly when Underlying Stock is volatile at or near the close of the trading day.

A number of other factors may also adversely affect the Fund's correlation with Underlying Stock, including fees, expenses, transaction costs, financing costs associated with the use of derivatives, income items, valuation methodology, accounting standards and disruptions or illiquidity in the markets for the securities or financial instruments in which the Fund invests. The Fund may take or refrain from taking positions in order to improve tax efficiency, comply with regulatory restrictions, or for other reasons, each of which may negatively affect the Fund's correlation with Underlying Stock. The Fund may also be subject to large movements of assets into and out of the Fund, potentially resulting in the Fund being under- or overexposed to Underlying Stock. Additionally, the Fund's underlying investments and/or reference assets may trade on markets that may not be open on the same day as the Fund, which may cause a difference between the changes in the daily performance of the Fund and changes in the performance of Underlying Stock. Any of these factors could decrease correlation between the performance of the Fund and Underlying Stock and may hinder the Fund's ability to meet its daily investment objective on or around that day.

Leverage Risk: The Fund obtains investment exposure in excess of its net assets by utilizing leverage and may lose more money in market conditions that are adverse to its investment objective than a fund that does not utilize leverage. An investment in the Fund is exposed to the risk that a decline in the daily performance of the Underlying Stock will be magnified. This means that an investment in the Fund will be reduced by an amount equal to 1.25% for every 1% daily decline in the Underlying Stock, not including the costs of financing leverage and other operating expenses, which would further reduce its value. The Fund could theoretically lose an amount greater than its net assets in the event the Underlying Stock declines more than 80%. Leverage will also have the effect of magnifying any differences in the Fund performance's correlation with the Underlying Stock.

Due to the limited availability of necessary investments or financial instruments, the Fund could, among other things, as a defensive measure, limit or suspend creations or redemptions of Creation Units until the adviser determines that the requisite exposure to the Underlying Stock is obtainable. During the period that creation or redemptions are affected, the Fund's shares could trade at a significant premium or discount to their net asset value, or the bid-ask spread of the Fund's shares could widen significantly. In the case of a period during which creations are suspended, the Fund could experience significant redemptions, which may cause the Fund to sell portfolio securities at unfavorable prices and increased transaction and other costs and make greater taxable distributions to shareholders of the Fund.

Automotive Company Risk: The performance of the Underlying Stock, and consequently the Fund's performance, is subject to risks of the automotive sector. The automotive sector industry can be highly cyclical, and companies in the industry may suffer periodic operating losses. Automotive companies can be significantly affected by labor relations and fluctuating component prices. Developments in automotive technologies (e.g., autonomous vehicle technologies) may require significant capital expenditures that may not generate profits for several years, if ever. Automotive companies may be significantly subject to government policies and regulations regarding imports and exports of automotive products. Governmental policies affecting the automotive industry, such as taxes, tariffs, duties, subsidies, and import and export restrictions on automotive products can influence industry profitability. In addition, such companies must comply with environmental laws and regulations, for which there may be severe consequences for non-compliance. While most of the major automotive manufacturers are large companies, certain others may be non-diversified in both product line and customer base and may be more vulnerable to certain events that may negatively impact the automotive industry.

Counterparty Risk: A counterparty (the other party to a transaction or an agreement or the party with whom the Fund executes transactions) to a transaction (including repurchase transaction) with the Fund may be unable or unwilling to make timely principal, interest or settlement payments, or otherwise honor its obligations.

Derivatives Risk: The use of derivative instruments involves risks different from, or possibly greater than, the risks associated with investing directly in securities and other traditional investments. These risks include (i) the risk that the counterparty to a derivative transaction may not fulfill its contractual obligations; (ii) risk of mispricing or improper valuation; and (iii) the risk that changes in the value of the derivative may not correlate perfectly with the underlying asset, rate or index. Derivative prices are highly volatile and may fluctuate substantially during a short period of time. Such prices are influenced by numerous factors that affect the markets, including, but not limited to: changing supply and demand relationships; government programs and policies; national and international political and economic events, changes in interest rates, inflation and deflation and changes in supply and demand relationships. Trading derivative instruments involves risks different from, or possibly greater than, the risks associated with investing directly in securities.

The Fund will be subject to regulatory constraints relating to the level of value at risk that the Fund may incur through its derivative portfolio. To the extent the Fund exceeds these regulatory thresholds over an extended period, the Fund may determine that it is necessary to make adjustments to the Fund's investment strategy.

Exchange Traded Fund Structure Risk: The Fund is structured as an exchange traded fund and as a result is subject to special risks, including:

- The market prices of shares will fluctuate in response to changes in NAV and supply and demand for shares and will include a "bid-ask spread" charged by the exchange specialists, market makers or other participants that trade the particular security. There may be times when the market price and the NAV vary significantly. This means that Shares may trade at a discount to NAV.
- In times of market Stress, market makers may step away from their role market making in shares of exchange traded funds and in executing trades, which can lead to differences between the market value of Fund shares and the Fund's NAV.
- In stressed market Conditions, the market for the Fund's shares may become less liquid in response to the deteriorating liquidity of the Fund's portfolio. This adverse effect on the liquidity of the Fund's shares may, in turn, lead to differences between the market value of the Fund's shares and the Fund's NAV.
- An active trading market for the Fund's shares may not be developed or maintained. Trading in Shares on the Exchange may be halted due to market conditions or for reasons that, in the view of the Exchange, make trading in Shares inadvisable, such as extraordinary market volatility. There can be no assurance that Shares will continue to meet the listing requirements of the Exchange. If the Fund's shares are traded outside a collateralized settlement system, the number of financial institutions that can act as authorized participants that can post collateral on an agency basis is limited, which may limit the market for the Fund's shares.

Fixed Income Securities Risk: When the Fund invests in fixed income securities, the value of your investment in the Fund will fluctuate with changes in interest rates. Typically, a rise in interest rates causes a decline in the value of fixed income securities owned by the Fund. In general, the market price of fixed income securities with longer maturities will increase or decrease more in response to changes in interest rates than shorter-term securities. Other risk factors include credit risk (the debtor may default), extension risk (an issuer may exercise its right to repay principal on a fixed rate obligation held by the Fund later than expected), and prepayment risk (the debtor may pay its obligation early, reducing the amount of interest payments). These risks could affect the value of a particular investment by the Fund, possibly causing the Fund's share price and total return to be reduced and fluctuate more than other types of investments.

Management Risk: The Adviser's judgments about the attractiveness, value and potential appreciation of a particular security or derivative in which the Fund invests may prove to be incorrect and may not produce the desired results.

Market and Geopolitical Risk: The increasing interconnectivity between global economies and financial markets increases the likelihood that events or conditions in one region or financial market may adversely impact issuers in a different country, region or financial market. Securities in the Fund's portfolio may underperform due to inflation (or expectations for inflation), interest rates, global demand for particular products or resources, natural disasters, pandemics, epidemics, terrorism, regulatory events and governmental or quasi-governmental actions. The occurrence of global events similar to those in recent years, such as terrorist attacks around the world, natural disasters, social and political discord or debt crises and downgrades, among others, may result in market volatility and may have long term effects on both the U.S. and global financial markets. It is difficult to predict when similar events affecting the U.S. or global financial markets may occur, the effects that such events may have and the duration of those effects.

Non-Diversified Risk: The Fund's portfolio focuses on the Underlying Stock and will be subject to potential for volatility than a diversified fund.

Swap Risk: Swaps are subject to tracking risk because they may not be perfect substitutes for the instruments they are intended to hedge or replace. Over the counter swaps are subject to counterparty default. Leverage inherent in derivatives will tend to magnify the Fund's losses.

Options Contracts Risk: The use of options contracts involves investment strategies and risks different from those associated with ordinary portfolio securities transactions. The prices of options are volatile and are influenced by, among other things, actual and anticipated changes in the value of the underlying instrument, including the anticipated volatility, which are affected by fiscal and monetary policies and by national and international political, changes in the actual or implied volatility or the reference asset, the time remaining until the expiration of the option contract and economic events. For the Fund, in particular, the value of the options contracts in which it invests is substantially influenced by the value of the Underlying Stock. The Fund may experience substantial downside from specific option positions and certain option positions held by the Fund may expire worthless. As an option approaches its expiration date, its value typically increasingly moves with the value of the underlying instrument. However, prior to such a date, the value of an option generally does not increase or decrease at the same rate as the underlying instrument. There may at times be an imperfect correlation between the movement in values of options contracts and the underlying instrument, and there may at times not be a liquid secondary market for certain options contracts. The value of the options held by the Fund will be determined based on market quotations or other recognized pricing methods. Furthermore, when the Fund seeks to trade out of positions, especially near expiration, there is an added risk that the Fund may be required to allocate resources unexpectedly to fulfill these obligations. This potential exposure to physical settlement can significantly impact the Fund's liquidity and market exposure, particularly in volatile market conditions. If the Fund sells non-cash settled options contracts, it would be obligated to receive shares of the Underlying Stock when the option is exercised. Consequently, there is a risk that the Fund may have to physically acquire the Underlying Stock shares at the strike price, which could result in the Fund holding the Underlying Stock, and an asset that has declined in value. The level of exposure obtained through option contracts should at most be equal to the Fund's Daily Leverage Factor times the Fund's net asset value.

Rebalancing Risk: If for any reason the Fund is unable to rebalance all or a portion of its portfolio, or if all or a portion of the portfolio is rebalanced incorrectly, the Fund's investment exposure may not be consistent with the Fund's investment objective. In these instances, the Fund may have investment exposure to the Underlying Stock that is significantly greater or less than its stated multiple. As a result, the Fund may be more exposed to leverage risk than if it had been properly rebalanced and may not achieve its investment objective.

Trading Halt Risk: Although the Underlying Stock's shares are listed for trading on an exchange, there can be no assurance that an active trading market for such shares will be available at all times and the exchange may halt trading of such shares in certain circumstances. A halt in trading in the Underlying Stock's shares is expected, in turn, to result in a halt in the trading in the Fund's shares. Trading in the Underlying Stock's and/or Fund's shares on the exchange may be halted due to market conditions or for reasons that, in the view of the exchange, make trading in the Underlying Stock's and/or Fund's shares inadvisable. In addition, trading in Underlying Stock's and/or Fund's shares on an exchange is subject to trading halts caused by extraordinary market volatility pursuant to exchange "circuit breaker" rules." In the event of a trading halt for an extended period of time, the Fund may be unable to execute arrangements with swap counterparties that are necessary to implement the Fund's investment strategy.

Tracking Error Risk: Tracking error is the divergence of the Fund's performance from that of its investment objective which aims to replicate 1.25 times the daily percentage change of the Underlying Stock. The performance of the Fund may diverge from that of its investment objective for a number of reasons. Tracking error may occur because of transaction costs, the Fund's holding of cash, differences in accrual of dividends, being under- or overexposed to the Underlying Stock or the need to meet new or existing regulatory requirements. Tracking error risk may be heightened during times of market volatility or other unusual market conditions such as market disruptions. The Fund may be required to deviate from its investment objective as a result of market restrictions or other legal reasons, including regulatory limits or other restrictions on securities that may be purchased by the Adviser and its affiliates.

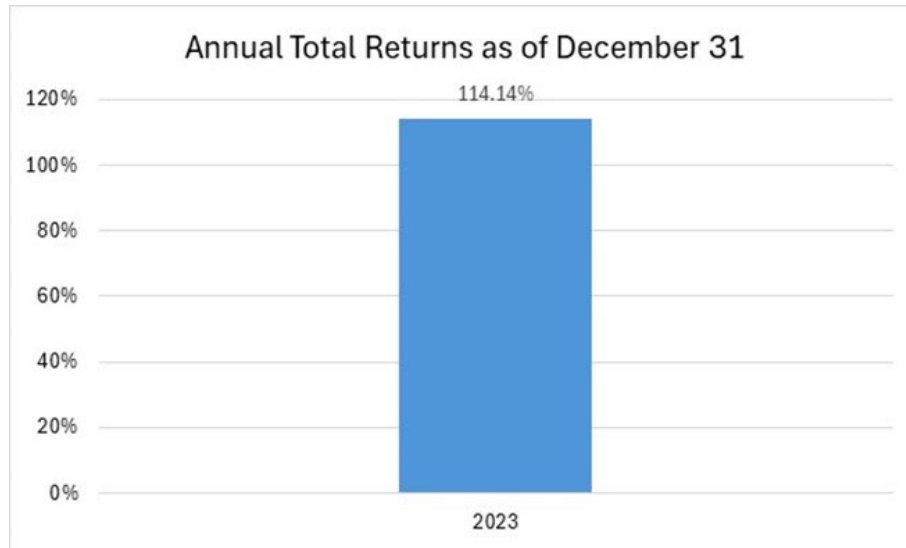
Investing in U.S. Equities Risk: Investing in U.S. issuers subjects the Fund to legal, regulatory, political, currency, security, and economic risks that are specific to the U.S. Certain changes in the U.S., such as a weakening of the U.S. economy or a decline in its financial markets, may have an adverse effect on U.S. issuers.

US Treasury Risk: U.S. Treasury obligations are backed by the "full faith and credit" of the U.S. government and generally have negligible credit risk. Securities issued or guaranteed by federal agencies or authorities and U.S. government-sponsored instrumentalities or enterprises may or may not be backed by the full faith and credit of the U.S. government. The Fund may be subject to such risk to the extent it invests in securities issued or guaranteed by federal agencies or authorities and U.S. government-sponsored instrumentalities or enterprises.

Tax Risk: In order to qualify for the favorable tax treatment generally available to regulated investment companies, the Fund must satisfy certain diversification and other requirements. In particular, the Fund generally may not acquire a security if, as a result of the acquisition, more than 50% of the value of the Fund's assets would be invested in (a) issuers in which the Fund has, in each case, invested more than 5% of the Fund's assets and (b) issuers more than 10% of whose outstanding voting securities are owned by the Fund. The application of these requirements to certain investments (including swaps) that may be entered into by the Fund is unclear. In addition, the application of these requirements to the Fund's investment objective is not clear, particularly because the Fund's investment objective focuses on the performance of the stock of a single issuer. If the Fund were to fail to qualify as a regulated investment company, it would be taxed in the same manner as an ordinary corporation, and distributions to its shareholders would not be deductible by the Fund in computing its taxable income.

Performance:

The following performance information indicates some of the risks of investing in the Fund. The bar chart shows the Fund's performance from year to year. The table illustrates how the Fund's average annual returns for the since inception and 1-year periods compared with those of the broad measure of market performance. The Fund's past performance, before and after taxes, does not necessarily indicate how it will perform in the future. Updated performance information is also available on the Fund's website at www.graniteshares.com or by calling the Fund toll free at 844-476-8747.



During the periods shown in the bar chart above, the Fund's highest quarterly return was 85.3% (quarter ended March 31, 2023) and the Fund's lowest quarterly return was -7.9% (quarter ended September 30, 2023). The calendar year-to-date total return of the Fund as of September 30, 2024, was -1.63%.

Average Annual Total Returns for the Periods Ended December 31, 2023

	1 Year	Since Inception (8/8/22)
Return Before Taxes	112.48%	-23.31%
Return After Taxes on Distributions	81.11%	-31.60%
<u>Return After Taxes on Distributions and Sale of Fund Shares</u>	<u>67.82%</u>	<u>-20.53%</u>
S&P 500 (no fees and expenses, or taxes applied)	26.29%	12.57%

Investment Adviser: GraniteShares Advisors LLC

Portfolio Managers: Benoit Autier and Jeff Klearman have been portfolio managers of the Fund since the Fund's inception in 2022. Ryan Dofflemeyer has been portfolio manager since September 2024.

Purchase and Sale of Fund Shares: The Fund is an ETF. Individual Shares of the Fund may only be bought and sold in the secondary market (i.e., on a national securities exchange) through a broker-dealer at a market price. Because ETF shares trade at market prices rather than at NAV, Shares may trade at a price greater than NAV (at a premium), at NAV or less than NAV (at a discount). An investor may incur costs attributable to the difference between the highest price a buyer is willing to pay to purchase Shares of the Fund (bid) and the lowest price a seller is willing to accept for Shares of the Fund (ask) when buying or selling Shares in the secondary market (the "bid-ask spread"). The bid-ask spread varies over time for Shares based on trading volume and market liquidity, and is generally lower if the Fund's Shares have more trading volume and market liquidity and higher if the Fund's Shares have little trading volume and market liquidity. Recent information regarding the Fund, including its NAV, market price, premiums and discounts, and bid/ask spreads, is available on the Fund's website at www.graniteshares.com.

Tax Information: The Fund's distributions will be taxable to you, generally as ordinary income unless you are invested through a tax-advantaged arrangement, such as a 401(k) plan, IRA or other tax-advantaged account; in such cases, you may be subject to tax when assets are withdrawn from such tax-advantaged arrangement. A sale of Shares may result in capital gain or loss.

Payments to Broker-Dealers and Other Financial Intermediaries: If you purchase Shares of the Fund through a broker-dealer or other financial intermediary (such as a bank) (an "Intermediary"), the Adviser and/or its related companies may pay the Intermediary for the sale of Shares and related services. These payments may create a conflict of interest by influencing the Intermediary and your salesperson to recommend the Fund over another investment. Any such arrangements do not result in increased Fund expenses. Ask your salesperson or visit the Intermediary's website for more information.

GRANITESHARES 2X LONG NVDA DAILY ETF– SUMMARY

Ticker: NVDL

Exchange: Nasdaq Stock Market LLC

Important Information Regarding the Fund

The GraniteShares 2x Long NVDA Daily ETF (the “Fund”) seeks daily investment results of 2 times (200%) the daily percentage change of the performance of the common stock of NVIDIA Corporation (NASDAQ: NVDA) (the “Underlying Stock”). Because the Fund seeks daily leveraged investment results it is very different from most other exchange-traded funds. It is also riskier than alternatives that do not use leverage. The return for investors that invest for periods longer or shorter than a trading day should not be expected to be 200% the performance of the Underlying Stock for the period. The return of the Fund for a period longer than a trading day will be the result of each trading day’s compounded return over the period, which will very likely differ from 200% the return of the Underlying Stock for that period. Longer holding periods, higher volatility of the Underlying Stock and leverage increase the impact of compounding on an investor’s returns. During periods of higher underlying stock volatility, the volatility of the Underlying Stock may affect the Fund’s return as much as, or more than, the return of the Underlying Stock.

The Fund is not suitable for all investors. The Fund is designed to be utilized only by knowledgeable investors who understand the potential consequences of seeking daily leveraged (2X) investment results, understand the risks associated with the use of leverage and are willing to monitor their portfolios frequently. The Fund is not intended to be used by, and is not appropriate for, investors who do not intend to actively monitor and manage their portfolios. For periods longer than a single day, the Fund will lose money if the Underlying Stock’s performance is flat, and it is possible that the Fund will lose money even if the Underlying Stock’s performance increases over a period longer than a single day. An investor could lose the full principal value of his/her investment within a single day.

Investment Objective

The Fund seeks daily investment results, before fees and expenses, of 2 times (200%) the daily percentage change of the common stock of NVIDIA Corporation (NASDAQ: NVDA).

Fund Fees and Expenses

This table describes the fees and expenses that you may pay if you buy, hold, and sell shares of the Fund (“Shares”). The fees are expressed as a percentage of the Fund’s average daily net assets. Investors may pay other fees, such as brokerage commissions and other fees to financial intermediaries, which are not reflected in the table and example below.

Annual Fund Operating Expenses

(expenses that you pay each year as a percentage of the value of your investment)

Management Fee	0.99%
Distribution and/or Service (12b-1) Fees	0.00%
Other Expenses	0.07%
Total Annual Fund Operating Expenses ⁽¹⁾	1.06%
Fee Waiver/Reimbursements ⁽²⁾	0.00%
Net Annual Fund Operating Expenses After Fee Waiver/Reimbursements ^{(1), (2)}	1.06%

(1) The cost of investing in swaps, including the embedded cost of the swap and the operating expenses of the referenced assets, is an indirect expense that is not included in the above fee table and is not reflected in the expense example. The total indirect cost of investing in swaps, including the embedded cost of the swap and the operating expenses of the referenced assets, is estimated to be 3.00% for the fiscal year ending June 30, 2025.

(2) GraniteShares Advisors LLC has contractually agreed to waive its fees and/or pay for operating expenses of the Fund to ensure that total annual fund operating expenses (exclusive of any (i) interest, (ii) brokerage fees and commission, (iii) acquired fund fees and expenses, (iv) fees and expenses associated with instruments in other collective investment vehicles or derivative instruments (including for example options and swap fees and expenses), (v) interest and dividend expense on short sales, (vi) taxes, (vii) other fees related to underlying investments (such as option fees and expenses or swap fees and expenses), (viii) expenses incurred in connection with any merger or reorganization or (ix) extraordinary expenses such as litigation) will not exceed 1.15%. This agreement is effective until December 31, 2025 and it may be terminated before that date only by the Trust’s Board of Trustees. GraniteShares Advisors LLC may request recoupment of previously waived fees and paid expenses from the Fund for three years from the date such fees and expenses were waived or paid, if such reimbursement will not cause the Fund’s total expense ratio to exceed the expense limitation in place at the time of the waiver and/or expense payment and the expense limitation in place at the time of the recoupment.

Example

This Example is intended to help you compare the cost of investing in the Fund with the cost of investing in mutual funds and other exchange traded funds.

The Example assumes that you invest \$10,000 in the Fund for the time periods indicated and then sell all of your Shares at the end of those periods. The Example also assumes that your investment has a 5% return each year and that the Fund's operating expenses remain the same. The figures shown would be the same whether or not you sold your Shares at the end of each period.

Although your actual costs may be higher or lower, based on these assumptions your costs would be:

1 Year		3 Years		5 Year		10 Years	
\$	108	\$	337	\$	584	\$	1,293

Portfolio Turnover

The Fund pays transaction costs, such as commissions, when it buys and sells securities (or "turns over" its portfolio). A higher portfolio turnover rate may indicate higher transaction costs and may result in higher taxes when Shares are held in a taxable account. These costs, which are not reflected in annual fund operating expenses or in the Example, affect the Fund's performance. During the most recent fiscal year, the Fund's portfolio turnover rate was 11,811%.

Principal Investment Strategies

The Fund is an actively managed exchange traded fund that attempts to replicate 2 times (200%) the daily percentage change of the Underlying Stock by entering into financial instruments such as swaps and options on the Underlying Stock as well as directly purchasing the Underlying Stock. At the end of each trading day, the notional exposure against the Underlying Stock obtained through the combination of these instruments will be approximately 200% of the Fund's net asset value. The Fund aims to generate 2 times the daily performance of the Underlying Stock for a single day. A "single day" is defined as being calculated "from the close of regular trading on one trading day to the close on the next trading day."

The Fund will aim to primarily obtain its notional exposure against the Underlying Stock through swap agreements. In case the Fund faces restriction in increasing its swap notional exposure, it may use option contracts on the Underlying Stock or buy the Underlying Stock directly.

Swaps:

The Fund may enter into one or more swap agreements with major financial institutions for a specified period ranging from a day to more than one year whereby the Fund and the financial institution will agree to exchange the return (or differentials in rates of return) earned or realized on the Underlying Stock. The gross return to be exchanged or "swapped" between the parties is calculated with respect to a "notional amount," e.g., the return on or change in value of a particular dollar amount representing the Underlying Stock.

The Fund is expected to post between 35% and 45% of its assets as collateral under the swap agreements.

Options:

Depending on market conditions, market liquidity and operational constraints, the Fund may either buy deep in-the-money call option contracts, or simultaneously buy an at-the-money call option contract and sell an at-the-money put option contract (a strategy generally referred to as synthetic forward). All option contracts bought and sold will be against the Underlying Stock. The Fund will pay the premium for each call option contract bought and receive the premium for each put option sold. The Fund's participation in potential changes in the price of the Underlying Stock is based on the price of the Underlying Stock at the time the Fund buys the call and sells the put option contracts, the strike price of the call (put) option contract and the Underlying Stock price at the time of the contract's expiration. The maturity of the option contract bought and sold may vary from 1-week to 1-month.

As part of the Fund's strategy, the Fund may buy a combination of standardized exchange-traded and FLEXible EXchange® ("FLEX") call and put options contracts that are based on the value of the price returns of the Underlying Stock. The Fund will only buy and sell options contracts that are listed for trading on regulated U.S. exchanges. Traditional exchange-traded options contracts have standardized terms, such as the type (call or put), the reference asset, the strike price and expiration date. Exchange-listed options contracts are guaranteed for settlement by the Options Clearing Corporation ("OCC"). FLEX Options are a type of exchange-listed options contract with uniquely customizable terms that allow investors to customize key terms like type, strike price and expiration date that are standardized in a typical options contract. FLEX Options are also guaranteed for settlement by the OCC.

In general, an option is a contract that gives the purchaser (holder) of the option, in return for a premium, the right to buy from (call) or sell to (put) the seller (writer) of the option the security or currency underlying (in this case, the Underlying Stock) the option at a specified exercise price.

An option is said to be "European Style" when it can be exercised only at expiration whereas an "American Style" option can be exercised at any time prior to expiration. The Fund may use either European or American style options.

The Fund's cash balance may be invested in the following instruments: (1) U.S. Government securities, such as bills, notes and bonds issued by the U.S. Treasury; (2) money market funds; (3) short term bond ETFs; (4) corporate debt securities, such as commercial paper and other short-term unsecured promissory notes issued by businesses that are rated investment grade or of comparable quality as collateral for the Fund's swap agreements; (5) repurchase transactions, which are transactions under which the purchaser (i.e., the Fund) acquires securities and the seller agrees, at the time of the sale, to repurchase the securities at a mutually agreed-upon time and price, thereby determining the yield during the purchaser's holding period, and/or; (6) US equities listed on a national security exchange, sovereign fixed income securities with a credit rating at least equal to the United States Federal Government, or corporate debt securities, such as commercial paper and other short-term unsecured promissory notes issued by businesses that are rated investment grade for the purposes of entering into swap agreements with the Fund's swap counterparties.

The Fund has adopted a policy to have at least 80% of its investment exposure to financial instruments with economic characteristics that should have 2 times the performance of the Underlying Stock.

Due to the Fund's investment exposure to the Underlying Stock, the Fund's investment exposure is concentrated in the semi-conductor industry.

Because of daily rebalancing and the compounding of each day's return over time, the return of the Fund for periods longer than a single day will be the result of each day's returns compounded over the period, which will very likely differ from 200% of the return of the Underlying Stock over the same period. The Fund will lose money if the Underlying Stock's performance is flat over time, and as a result of daily rebalancing, the Underlying Stock volatility and the effects of compounding, it is even possible that the Fund will lose money over time while the Underlying Stock's performance increases over a period longer than a single day.

THE FUND, THE GRANITESHARES ETF TRUST, AND GRANITESHARES ADVISORS LLC ARE NOT AFFILIATED WITH THE UNDERLYING STOCK.

This prospectus relates only to the Fund shares offered hereby and is not a prospectus for the common stock or other securities of NVIDIA Corporation. The common stock of NVIDIA Corporation (NVDA) is registered under the Securities Exchange Act of 1934, as amended (the "Exchange Act"). Information provided to or filed with the Securities and Exchange Commission by NVIDIA Corporation pursuant to the Exchange Act can be located at the Securities and Exchange Commission's website at www.sec.gov. In addition, information regarding NVIDIA Corporation may be obtained from other sources including, but not limited to, press releases, newspaper articles and other publicly disseminated documents.

PRINCIPAL RISKS OF INVESTING IN THE FUND

As with all ETFs, there is the risk that you could lose money through your investment in the Fund. Many factors affect the Fund's NAV and performance.

Underlying Stock Risk: The Underlying Stock is subject to many risks that can negatively impact its revenue and viability including, but are not limited to price volatility risk, management risk, inflation risk, global economic risk, growth risk, supply and demand risk, operations risk, regulatory risk, environmental risk, terrorism risk and the risk of natural disasters. The Underlying Stock performance may be affected by NVIDIA Corporation's ability to identify new products, technologies or services, global competition and business conditions, its dependence on third-party product manufacturers, product defect issues, cybersecurity breaches, and customer concentration.

Effects of Compounding and Market Volatility Risk: The Fund's aims to replicate the leveraged daily returns of the Underlying Stock and the Fund's performance for periods greater than a trading day will be the result of each day's returns compounded over the period, which is very likely to differ from the Underlying Stock's performance, before fees and expenses. Compounding affects all investments but has a more significant impact on funds that aims to replicate leverage daily returns. For a Fund aiming to replicate 2 times the daily performance of an Underlying Stock, if adverse daily performance of the Underlying Stock reduces the amount of a shareholder's investment, any further adverse daily performance will lead to a smaller dollar loss because the shareholder's investment had already been reduced by the prior adverse performance. Equally, however, if the favorable daily performance of the Underlying Stock increases the amount of a shareholder's investment, the dollar amount lost due to future adverse performance will increase because the shareholder's investment has increased.

The effect of compounding becomes pronounced as the Underlying Stock volatility and the holding period increase. The impact of compounding will impact each shareholder differently depending on the period of time an investment in the Fund is held and the volatility of the Underlying Stock during the shareholder's holding period of an investment in the Fund.

The chart below provides examples of how Underlying Stock volatility could affect the Fund's performance. Fund performance for periods greater than one single day can be estimated given any set of assumptions for the following factors: a) Underlying Stock volatility; b) Underlying Stock's performance; c) period of time; d) financing rates associated with leveraged exposure; e) other Fund expenses; and f) the Underlying Stock's dividends. The chart below illustrates the impact of two principal factors – Underlying Stock volatility and performance – on Fund performance. The chart shows estimated Fund returns for a number of combinations of Underlying Stock volatility and performance over a one-year period. Performance shown in the chart assumes that (i) there were no Fund expenses; and (ii) borrowing rates (needed to obtain a leveraged long exposure) of 0%. If Fund expenses and/or actual borrowing/lending rates were reflected, the estimated returns would be lower than those shown. Particularly during periods of higher Underlying Stock volatility, compounding will cause results for periods longer than a trading day to vary from the performance of the Underlying Stock.

As shown in the chart below, the Fund would be expected to lose 6.0% if the Underlying Stock provided no return over a one-year period during which the Underlying Stock experienced annualized volatility of 25%. At higher ranges of volatility, there is a chance of a significant loss of value in the Fund, even if the Underlying Stock return is flat.

For instance, if the Underlying Stock annualized volatility is 100%, the Fund would be expected to lose 63.3% of its value, even if the cumulative Underlying Stock return for the year was 0%. Areas shaded red (or dark gray) represent those scenarios where the Fund can be expected to return less than 200% of the performance of the Underlying Stock and those shaded green (or light gray) represent those scenarios where the Fund can be expected to return more than 200% of the performance of the Underlying Stock. The Fund's actual returns may be significantly better or worse than the returns shown below as a result of any of the factors discussed above or in "Tracking Error Risk" below.

One Year Performance of the Underlying Stock	200% of One Year Performance of the Underlying Stock	Volatility of the Underlying Stock (annualized)						
		10%	25%	50%	75%	100%	125%	150%
-95%	-190%	-99.8%	-99.8%	-99.8%	-99.9%	-99.9%	-100.0%	-100.0%
-90%	-180%	-99.0%	-99.1%	-99.2%	-99.5%	-99.6%	-99.8%	-99.9%
-80%	-160%	-96.1%	-96.3%	-96.9%	-97.8%	-98.6%	-99.2%	-99.6%
-70%	-140%	-91.1%	-91.6%	-93.0%	-94.9%	-96.8%	-98.2%	-99.1%
-60%	-120%	-84.2%	-85.0%	-87.6%	-91.0%	-94.2%	-96.8%	-98.4%
-50%	-100%	-75.3%	-76.6%	-80.6%	-85.9%	-90.9%	-94.9%	-97.5%
-40%	-80%	-64.4%	-66.2%	-72.0%	-79.6%	-86.9%	-92.6%	-96.4%
-30%	-60%	-51.4%	-54.0%	-61.9%	-72.1%	-82.1%	-90.0%	-95.1%
-20%	-40%	-36.7%	-39.8%	-50.1%	-63.7%	-76.7%	-86.8%	-93.5%
-10%	-20%	-19.8%	-23.9%	-36.9%	-53.8%	-70.5%	-83.4%	-91.8%
0%	0%	-1.0%	-6.0%	-22.1%	-43.3%	-63.3%	-79.2%	-89.6%
10%	20%	19.8%	13.7%	-5.5%	-31.1%	-55.4%	-74.9%	-87.7%
20%	40%	42.6%	35.3%	12.1%	-18.1%	-47.3%	-70.5%	-85.3%
30%	60%	67.2%	58.8%	31.4%	-3.9%	-38.4%	-65.2%	-82.4%
40%	80%	93.9%	84.0%	52.7%	12.5%	-28.4%	-59.6%	-80.0%
50%	100%	122.6%	111.2%	75.5%	28.4%	-17.6%	-53.1%	-76.5%
60%	120%	153.4%	140.4%	99.7%	46.5%	-6.8%	-38.9%	-69.3%
70%	140%	185.9%	171.4%	125.3%	65.4%	6.5%	-38.9%	-69.3%
80%	160%	220.4%	204.2%	152.5%	85.2%	20.1%	-32.4%	-66.5%
90%	180%	256.7%	239.1%	181.3%	105.4%	34.7%	-25.0%	-61.9%
95%	190%	295.2%	275.3%	211.8%	129.1%	48.1%	-18.1%	-59.1%

The Underlying Stock's annualized historical volatility rate for the five-year period ended July 31, 2024, was 54.0%. During the five-year period observed the Underlying Stock's highest volatility rate over a 12-month period was 60.0% and volatility for a shorter period of time may have been substantially higher. The Underlying Stock's annualized performance for the five-year ended July 31, 2024 was 95.4%. Historical volatility and performance are not indications of what the Underlying Stock volatility and performance will be in the future. The volatility of instruments that reflect the value of the Underlying Stock, such as swaps, may differ from the volatility of the Underlying Stock.

Correlation Risk: A number of factors may affect the Fund's ability to achieve a high degree of correlation with Underlying Stock, and there is no guarantee that the Fund will achieve a high degree of correlation. Failure to achieve a high degree of correlation may prevent the Fund from achieving its investment objective, and the percentage change of the Fund's NAV each day may differ, perhaps significantly in amount, and possibly even direction, from 200% of the percentage change of Underlying Stock on such day.

In order to achieve a high degree of correlation with Underlying Stock, the Fund seeks to rebalance its portfolio daily to keep exposure consistent with its investment objective. Being materially under- or overexposed to Underlying Stock may prevent the Fund from achieving a high degree of correlation with Underlying Stock and may expose the Fund to greater leverage risk. Market disruptions or closure, regulatory restrictions, market volatility, illiquidity in the markets for the financial instruments in which the Fund invests, and other factors will adversely affect the Fund's ability to adjust exposure to requisite levels. The target amount of portfolio exposure is impacted dynamically by Underlying Stock's movements, including intraday movements. Because of this, it is unlikely that the Fund will have perfect 200% exposure during the day or at the end of each day and the likelihood of being materially under- or overexposed is higher on days when Underlying Stock is volatile, particularly when Underlying Stock is volatile at or near the close of the trading day.

A number of other factors may also adversely affect the Fund's correlation with Underlying Stock, including fees, expenses, transaction costs, financing costs associated with the use of derivatives, income items, valuation methodology, accounting standards and disruptions or illiquidity in the markets for the securities or financial instruments in which the Fund invests. The Fund may take or refrain from taking positions in order to improve tax efficiency, comply with regulatory restrictions, or for other reasons, each of which may negatively affect the Fund's correlation with Underlying Stock. The Fund may also be subject to large movements of assets into and out of the Fund, potentially resulting in the Fund being under- or overexposed to Underlying Stock. Additionally, the Fund's underlying investments and/or reference assets may trade on markets that may not be open on the same day as the Fund, which may cause a difference between the changes in the daily performance of the Fund and changes in the performance of Underlying Stock. Any of these factors could decrease correlation between the performance of the Fund and Underlying Stock and may hinder the Fund's ability to meet its daily investment objective on or around that day.

Leverage Risk: The Fund obtains investment exposure in excess of its net assets by utilizing leverage and may lose more money in market conditions that are adverse to its investment objective than a fund that does not utilize leverage. An investment in the Fund is exposed to the risk that a decline in the daily performance of the Underlying Stock will be magnified. This means that an investment in the Fund will be reduced by an amount equal to 2% for every 1% daily decline in the Underlying Stock, not including the costs of financing leverage and other operating expenses, which would further reduce its value. The Fund could theoretically lose an amount greater than its net assets in the event the Underlying Stock declines more than 50%. Leverage will also have the effect of magnifying any differences in the Fund performance's correlation with the Underlying Stock.

Due to the limited availability of necessary investments or financial instruments, the Fund could, among other things, as a defensive measure, limit or suspend creations or redemptions of Creation Units until the adviser determines that the requisite exposure to the Underlying Stock is obtainable. During the period that creation or redemptions are affected, the Fund's shares could trade at a significant premium or discount to their net asset value or the bid-ask spread of the Fund's shares could widen significantly. In the case of a period during which creations are suspended, the Fund could experience significant redemptions, which may cause the Fund to sell portfolio securities at unfavorable prices and increased transaction and other costs and make greater taxable distributions to shareholders of the Fund.

Semi-Conductor Company Risk: The performance of the Underlying Stock, and consequently the Fund's performance, is subject to the risks of the semiconductor sector. The risks of investments in the semiconductor sector industry include: intense competition, both domestically and internationally, including competition from subsidized foreign competitors with lower production costs; wide fluctuations in securities prices due to risks of rapid obsolescence of products; economic performance of the customers of semiconductor companies; their research costs and the risks that their products may not prove commercially successful; capital equipment expenditures that could be substantial and suffer from rapid obsolescence; and thin capitalization and limited product lines, markets, financial resources or personnel. The semiconductor industry may also be affected by risks that affect the broader technology sector, including: government regulation; dramatic and often unpredictable changes in growth rates and competition for qualified personnel; heavy dependence on patent and intellectual property rights, the loss or impairment of which may adversely affect profitability; and a small number of companies representing a large portion of the technology sector as a whole.

Counterparty Risk: A counterparty (the other party to a transaction or an agreement or the party with whom the Fund executes transactions) to a transaction (including repurchase transaction) with the Fund may be unable or unwilling to make timely principal, interest or settlement payments, or otherwise honor its obligations.

Derivatives Risk: The use of derivative instruments involves risks different from, or possibly greater than, the risks associated with investing directly in securities and other traditional investments. These risks include (i) the risk that the counterparty to a derivative transaction may not fulfill its contractual obligations; (ii) risk of mispricing or improper valuation; and (iii) the risk that changes in the value of the derivative may not correlate perfectly with the underlying asset, rate or index. Derivative prices are highly volatile and may fluctuate substantially during a short period of time. Such prices are influenced by numerous factors that affect the markets, including, but not limited to: changing supply and demand relationships; government programs and policies; national and international political and economic events, changes in interest rates, inflation and deflation and changes in supply and demand relationships. Trading derivative instruments involves risks different from, or possibly greater than, the risks associated with investing directly in securities.

The Fund will be subject to regulatory constraints relating to level of value at risk that the Fund may incur through its derivative portfolio. To the extent the Fund exceeds these regulatory thresholds over an extended period, the Fund may determine that it is necessary to make adjustments to the Fund's investment strategy.

Exchange Traded Fund Structure Risk: The Fund is structured as an exchange traded fund and as a result is subject to special risks, including:

- The market prices of shares will fluctuate in response to changes in NAV and supply and demand for shares and will include a "bid-ask spread" charged by the exchange specialists, market makers or other participants that trade the particular security. There may be times when the market price and the NAV vary significantly. This means that Shares may trade at a discount to NAV.
- In times of market stress, market makers may step away from their role market making in shares of exchange traded funds and in executing trades, which can lead to differences between the market value of Fund shares and the Fund's NAV.
- In stressed market conditions, the market for the Fund's shares may become less liquid in response to the deteriorating liquidity of the Fund's portfolio. This adverse effect on the liquidity of the Fund's shares may, in turn, lead to differences between the market value of the Fund's shares and the Fund's NAV.
- An active trading market for the Fund's shares may not be developed or maintained. Trading in Shares on the Exchange may be halted due to market conditions or for reasons that, in the view of the Exchange, make trading in Shares inadvisable, such as extraordinary market volatility. There can be no assurance that Shares will continue to meet the listing requirements of the Exchange. If the Fund's shares are traded outside a collateralized settlement system, the number of financial institutions that can act as authorized participants that can post collateral on an agency basis is limited, which may limit the market for the Fund's shares.

Fixed Income Securities Risk: When the Fund invests in fixed income securities, the value of your investment in the Fund will fluctuate with changes in interest rates. Typically, a rise in interest rates causes a decline in the value of fixed income securities owned by the Fund. In general, the market price of fixed income securities with longer maturities will increase or decrease more in response to changes in interest rates than shorter-term securities. Other risk factors include credit risk (the debtor may default), extension risk (an issuer may exercise its right to repay principal on a fixed rate obligation held by the Fund later than expected), and prepayment risk (the debtor may pay its obligation early, reducing the amount of interest payments). These risks could affect the value of a particular investment by the Fund, possibly causing the Fund's share price and total return to be reduced and fluctuate more than other types of investments.

Management Risk: The Adviser's judgments about the attractiveness, value and potential appreciation of particular security or derivative in which the Fund invests may prove to be incorrect and may not produce the desired results.

Market and Geopolitical Risk: The increasing interconnectivity between global economies and financial markets increases the likelihood that events or conditions in one region or financial market may adversely impact issuers in a different country, region or financial market. Securities in the Fund's portfolio may underperform due to inflation (or expectations for inflation), interest rates, global demand for particular products or resources, natural disasters, pandemics, epidemics, terrorism, regulatory events and governmental or quasi-governmental actions. The occurrence of global events similar to those in recent years, such as terrorist attacks around the world, natural disasters, social and political discord or debt crises and downgrades, among others, may result in market volatility and may have long term effects on both the U.S. and global financial markets. It is difficult to predict when similar events affecting the U.S. or global financial markets may occur, the effects that such events may have and the duration of those effects.

Non-Diversified Risk: The Fund's portfolio focuses on the Underlying Stock and will be subject to potential for volatility than a diversified fund.

Swap Risk: Swaps are subject to tracking risk because they may not be perfect substitutes for the instruments they are intended to hedge or replace. Over the counter swaps are subject to counterparty default. Leverage inherent in derivatives will tend to magnify the Fund's losses.

Options Contracts Risk: The use of options contracts involves investment strategies and risks different from those associated with ordinary portfolio securities transactions. The prices of options are volatile and are influenced by, among other things, actual and anticipated changes in the value of the underlying instrument, including the anticipated volatility, which are affected by fiscal and monetary policies and by national and international political, changes in the actual or implied volatility or the reference asset, the time remaining until the expiration of the option contract and economic events. For the Fund, in particular, the value of the options contracts in which it invests is substantially influenced by the value of the Underlying Stock. The Fund may experience substantial downside from specific option positions and certain option positions held by the Fund may expire worthless. As an option approaches its expiration date, its value typically increasingly moves with the value of the underlying instrument. However, prior to such a date, the value of an option generally does not increase or decrease at the same rate as the underlying instrument. There may at times be an imperfect correlation between the movement in values of options contracts and the underlying instrument, and there may at times not be a liquid secondary market for certain options contracts. The value of the options held by the Fund will be determined based on market quotations or other recognized pricing methods. Furthermore, when the Fund seeks to trade out of positions, especially near expiration, there is an added risk that the Fund may be required to allocate resources unexpectedly to fulfill these obligations. This potential exposure to physical settlement can significantly impact the Fund's liquidity and market exposure, particularly in volatile market conditions. If the Fund sells non-cash settled options contracts, it would be obligated to receive shares of the Underlying Stock when the option is exercised. Consequently, there is a risk that the Fund may have to physically acquire the Underlying Stock shares at the strike price, which could result in the Fund holding the Underlying Stock, and an asset that has declined in value. The level of exposure obtained through option contracts should at most be equal to the Fund's Daily Leverage Factor times the Fund's net asset value.

Rebalancing Risk: If for any reason the Fund is unable to rebalance all or a portion of its portfolio, or if all or a portion of the portfolio is rebalanced incorrectly, the Fund's investment exposure may not be consistent with the Fund's investment objective. In these instances, the Fund may have investment exposure to the Underlying Stock that is significantly greater or less than its stated multiple. As a result, the Fund may be more exposed to leverage risk than if it had been properly rebalanced and may not achieve its investment objective.

Trading Halt Risk: Although the Underlying Stock's shares are listed for trading on an exchange, there can be no assurance that an active trading market for such shares will be available at all times and the exchange may halt trading of such shares in certain circumstances. A halt in trading in the Underlying Stock's shares is expected, in turn, to result in a halt in the trading in the Fund's shares. Trading in the Underlying Stock's and/or Fund's shares on the exchange may be halted due to market conditions or for reasons that, in the view of the exchange, make trading in the Underlying Stock's and/or Fund's shares inadvisable. In addition, trading in Underlying Stock's and/or Fund's shares on an exchange is subject to trading halts caused by extraordinary market volatility pursuant to exchange "circuit breaker" rules." In the event of a trading halt for an extended period of time, the Fund may be unable to execute arrangements with swap counterparties that are necessary to implement the Fund's investment strategy.

Tracking Error Risk: Tracking error is the divergence of the Fund's performance from that of its investment objective which aims to replicate 2 times the daily percentage change of the Underlying Stock. The performance of the Fund may diverge from that of its investment objective for a number of reasons. Tracking error may occur because of transaction costs, the Fund's holding of cash, differences in accrual of dividends, being under- or overexposed to the Underlying Stock or the need to meet new or existing regulatory requirements. Tracking error risk may be heightened during times of market volatility or other unusual market conditions. The Fund may be required to deviate from its investment objective as a result of market restrictions or other legal reasons, including regulatory limits or other restrictions on securities that may be purchased by the Adviser and its affiliates.

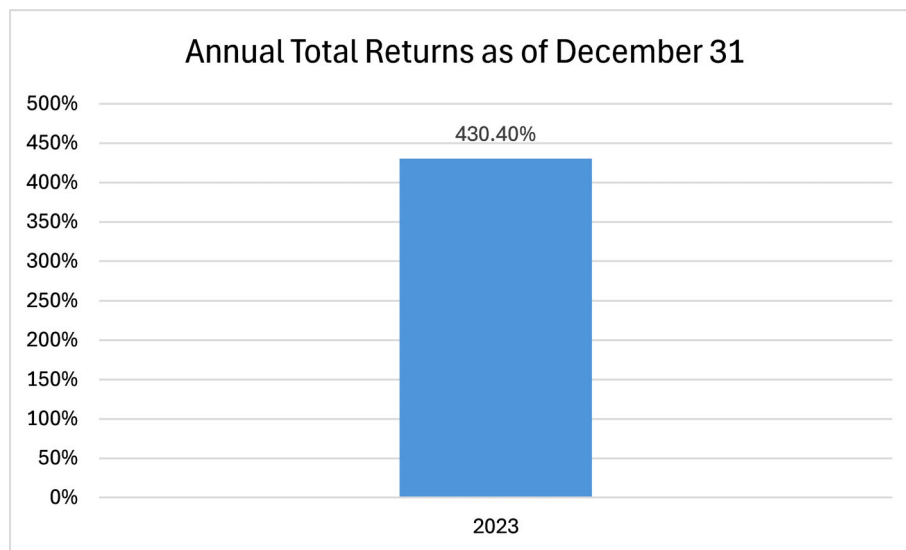
Investing in U.S. Equities Risk: Investing in U.S. issuers subjects the Fund to legal, regulatory, political, currency, security, and economic risks that are specific to the U.S. Certain changes in the U.S., such as a weakening of the U.S. economy or a decline in its financial markets, may have an adverse effect on U.S. issuers.

US Treasury Risk: U.S. Treasury obligations are backed by the "full faith and credit" of the U.S. government and generally have negligible credit risk. Securities issued or guaranteed by federal agencies or authorities and U.S. government-sponsored instrumentalities or enterprises may or may not be backed by the full faith and credit of the U.S. government. The Fund may be subject to such risk to the extent it invests in securities issued or guaranteed by federal agencies or authorities and U.S. government-sponsored instrumentalities or enterprises.

Tax Risk: In order to qualify for the favorable tax treatment generally available to regulated investment companies, the Fund must satisfy certain diversification and other requirements. In particular, the Fund generally may not acquire a security if, as a result of the acquisition, more than 50% of the value of the Fund's assets would be invested in (a) issuers in which the Fund has, in each case, invested more than 5% of the Fund's assets and (b) issuers more than 10% of whose outstanding voting securities are owned by the Fund. The application of these requirements to certain investments (including swaps) that may be entered into by the Fund is unclear. In addition, the application of these requirements to the Fund's investment objective is not clear, particularly because the Fund's investment objective focuses on the performance of the stock of a single issuer. If the Fund were to fail to qualify as a regulated investment company, it would be taxed in the same manner as an ordinary corporation, and distributions to its shareholders would not be deductible by the Fund in computing its taxable income.

Performance:

The following performance information indicates some of the risks of investing in the Fund. The bar chart shows the Fund's performance from year to year. The table illustrates how the Fund's average annual returns since the inception and 1-year period compared with those of the broad measure of market performance. The Fund's past performance, before and after taxes, does not necessarily indicate how it will perform in the future. Updated performance information is also available on the Fund's website at www.graniteshares.com or by calling the Fund toll free at 844-476-8747.



During the periods shown in the bar chart above, the Fund's highest quarterly return was 150.5% (quarter ended March 31, 2023) and the Fund's lowest quarterly return was 0.65% (quarter ended September 30, 2023). The calendar year-to-date total return of the Fund as of September 30, 2024, was 289.96%.

Average Annual Total Returns for the Periods Ended December 31, 2023

	1 Year	Since Inception (12/12/22)
Return Before Taxes	430.56%	272.53%
Return After Taxes on Distributions	408.56%	257.83%
Return After Taxes on Distributions and Sale of Fund Shares	254.87%	202.89%
S&P 500 (no fees, expenses, or taxes applied)	26.29%	20.45%

Investment Adviser: GraniteShares Advisors LLC

Portfolio Managers: Benoit Autier and Jeff Klearman have been portfolio managers of the Fund since the Fund's inception in 2022. Ryan Dofflemeyer has been portfolio manager since September 2024.

Purchase and Sale of Fund Shares: The Fund is an ETF. Individual Shares of the Fund may only be bought and sold in the secondary market (i.e., on a national securities exchange) through a broker-dealer at a market price. Because ETF shares trade at market prices rather than at NAV, Shares may trade at a price greater than NAV (at a premium), at NAV or less than NAV (at a discount). An investor may incur costs attributable to the difference between the highest price a buyer is willing to pay to purchase Shares of the Fund (bid) and the lowest price a seller is willing to accept for Shares of the Fund (ask) when buying or selling Shares in the secondary market (the "bid-ask spread"). The bid-ask spread varies over time for Shares based on trading volume and market liquidity, and is generally lower if the Fund's Shares have more trading volume and market liquidity and higher if the Fund's Shares have little trading volume and market liquidity. Recent information regarding the Fund, including its NAV, market price, premiums and discounts, and bid/ask spreads, is available on the Fund's website at www.graniteshares.com.

Tax Information: The Fund's distributions will be taxable to you, generally as ordinary income unless you are invested through a tax-advantaged arrangement, such as a 401(k) plan, IRA or other tax-advantaged account; in such cases, you may be subject to tax when assets are withdrawn from such tax-advantaged arrangement. A sale of Shares may result in capital gain or loss.

Payments to Broker-Dealers and Other Financial Intermediaries: If you purchase Shares of the Fund through a broker-dealer or other financial intermediary (such as a bank) (an "Intermediary"), the Adviser and/or its related companies may pay the Intermediary for the sale of Shares and related services. These payments may create a conflict of interest by influencing the Intermediary and your salesperson to recommend the Fund over another investment. Any such arrangements do not result in increased Fund expenses. Ask your salesperson or visit the Intermediary's website for more information.

GRANITESHARES 2X LONG COIN DAILY ETF- SUMMARY

Ticker: CONL

Exchange: Nasdaq Stock Market LLC

Important Information Regarding the Fund

The GraniteShares 2x Long COIN Daily ETF (the “Fund”) seeks daily leveraged investment results of 2 times (200%) the daily percentage change of the common stock of Coinbase Global, Inc. Class A (NASDAQ: COIN) (the “Underlying Stock”). Because the Fund seeks daily leveraged investment results, it is very different from most other exchange-traded funds. It is also riskier than alternatives that do not use leverage. The return for investors that invest for periods longer or shorter than a trading day should not be expected to be 200% the performance of the Underlying Stock for the period. The return of the Fund for a period longer than a trading day will be the result of each trading day’s compounded return over the period, which will very likely differ from 200% the return of the Underlying Stock for that period. Longer holding periods, higher volatility of the Underlying Stock and leverage increase the impact of compounding on an investor’s returns. During periods of higher underlying stock volatility, the volatility of the Underlying Stock may affect the Fund’s return as much as, or more than, the return of the Underlying Stock.

The Fund is not suitable for all investors. The Fund is designed to be utilized only by knowledgeable investors who understand the potential consequences of seeking 200% daily leveraged (2X) investment results, understand the risks associated with the use of leverage and are willing to monitor their portfolios frequently. The Fund is not intended to be used by, and is not appropriate for, investors who do not intend to actively monitor and manage their portfolios. For periods longer than a single day, the Fund will lose money if the Underlying Stock’s performance is flat, and it is possible that the Fund will lose money even if the Underlying Stock’s performance increases over a period longer than a single day. An investor could lose the full principal value of his/her investment within a single day.

Investment Objective

The Fund seeks daily investment results, before fees and expenses, of 2 times (200%) the daily percentage change of the common stock of Coinbase Global, Inc. Class A (NASDAQ: COIN).

Fund Fees and Expenses

This table describes the fees and expenses that you may pay if you buy, hold, and sell shares of the Fund (“Shares”). The fees are expressed as a percentage of the Fund’s average daily net assets. Investors may pay other fees, such as brokerage commissions and other fees to financial intermediaries, which are not reflected in the table and example below.

Annual Fund Operating Expenses

(expenses that you pay each year as a percentage of the value of your investment)

Management Fee	0.99%
Distribution and/or Service (12b-1) Fees	0.00%
Other Expenses	0.13%
Total Annual Fund Operating Expenses ⁽¹⁾	1.12%
Fee Waiver/Reimbursements ⁽²⁾	-0.02%
Net Annual Fund Operating Expenses After Fee Waiver/Reimbursements ^{(1), (2)}	1.10%

(1) The cost of investing in swaps, including the embedded cost of the swap and the operating expenses of the referenced assets, is an indirect expense that is not included in the above fee table and is not reflected in the expense example. The total indirect cost of investing in swaps, including the embedded cost of the swap and the operating expenses of the referenced assets, is estimated to be 3.00% for the fiscal year ending June 30, 2025.

(2) GraniteShares Advisors LLC has contractually agreed to waive its fees and/or pay for operating expenses of the Fund to ensure that total annual fund operating expenses (exclusive of any (i) interest, (ii) brokerage fees and commission, (iii) acquired fund fees and expenses, (iv) fees and expenses associated with instruments in other collective investment vehicles or derivative instruments (including for example options and swap fees and expenses), (v) interest and dividend expense on short sales, (vi) taxes, (vii) other fees related to underlying investments (such as option fees and expenses or swap fees and expenses), (viii) expenses incurred in connection with any merger or reorganization or (ix) extraordinary expenses such as litigation) will not exceed 1.15%. This agreement is effective until December 31, 2025 and it may be terminated before that date only by the Trust’s Board of Trustees. GraniteShares Advisors LLC may request recoupment of previously waived fees and paid expenses from the Fund for three years from the date such fees and expenses were waived or paid, if such reimbursement will not cause the Fund’s total expense ratio to exceed the expense limitation in place at the time of the waiver and/or expense payment and the expense limitation in place at the time of the recoupment.

Example

This Example is intended to help you compare the cost of investing in the Fund with the cost of investing in mutual funds and other exchange traded funds.

The Example assumes that you invest \$10,000 in the Fund for the time periods indicated and then sell all of your Shares at the end of those periods. The Example also assumes that your investment has a 5% return each year and that the Fund's operating expenses remain the same. The figures shown would be the same whether or not you sold your Shares at the end of each period.

Although your actual costs may be higher or lower, based on these assumptions your costs would be:

1 Year		3 Years		5 Year		10 Years	
\$	112	\$	350	\$	611	\$	1,356

Portfolio Turnover

The Fund pays transaction costs, such as commissions, when it buys and sells securities (or "turns over" its portfolio). A higher portfolio turnover rate may indicate higher transaction costs and may result in higher taxes when Shares are held in a taxable account. These costs, which are not reflected in annual fund operating expenses or in the Example, affect the Fund's performance. During the most recent fiscal year, the Fund's portfolio turnover rate was 44,577% of the average value of its portfolio.

Principal Investment Strategies

The Fund is a actively managed exchange traded fund that attempts to replicate 2 times (200%) the daily percentage change the Underlying Stock by entering into financial instruments such as swaps and options on the Underlying Stock as well as directly purchasing the Underlying Stock. At the end of each trading day, the notional exposure against the Underlying Stock obtained through the combination of these instruments will be approximately 200% of the Fund's net asset value. The Fund aims to generate 2 times the daily performance of the Underlying Stock for a single day. A "single day" is defined as being calculated "from the close of regular trading on one trading day to the close on the next trading day."

The Fund will aim to primarily obtain its notional exposure against the Underlying Stock through swap agreements. In case the Fund faces restriction in increasing its swap notional exposure, it may use option contracts on the Underlying Stock or buy the Underlying Stock directly.

Swaps:

The Fund may enter into one or more swap agreements with major financial institutions for a specified period ranging from a day to more than one year whereby the Fund and the financial institution will agree to exchange the return (or differentials in rates of return) earned or realized on the Underlying Stock. The gross return to be exchanged or "swapped" between the parties is calculated with respect to a "notional amount," e.g., the return on or change in value of a particular dollar amount representing the Underlying Stock.

The Fund is expected to post between 35% and 50% of its assets as collateral under the swap agreements.

Options:

Depending on market conditions, market liquidity and operational constraints, the Fund may either buy deep in-the-money call option contracts, or simultaneously buy an at-the-money call option contract and sell an at-the-money put option contract (a strategy generally referred to as synthetic forward). All option contracts bought and sold will be against the Underlying Stock. The Fund will pay the premium for each call option contract bought and receive the premium for each put option sold. The Fund's participation in potential changes in the price of the Underlying Stock is based on the price of the Underlying Stock at the time the Fund buys the call and sells the put option contracts, the strike price of the call (put) option contract and the Underlying Stock price at the time of the contract's expiration. The maturity of the option contract bought and sold may vary from 1-week to 1-month.

As part of the Fund's strategy, the Fund may buy a combination of standardized exchange-traded and Flexible EXchange® ("FLEX") call and put options contracts that are based on the value of the price returns of the Underlying Stock. The Fund will only buy and sell options contracts that are listed for trading on regulated U.S. exchanges. Traditional exchange-traded options contracts have standardized terms, such as the type (call or put), the reference asset, the strike price and expiration date. Exchange-listed options contracts are guaranteed for settlement by the Options Clearing Corporation ("OCC"). FLEX Options are a type of exchange-listed options contract with uniquely customizable terms that allow investors to customize key terms like type, strike price and expiration date that are standardized in a typical options contract. FLEX Options are also guaranteed for settlement by the OCC.

In general, an option is a contract that gives the purchaser (holder) of the option, in return for a premium, the right to buy from (call) or sell to (put) the seller (writer) of the option the security or currency underlying (in this case, the Underlying Stock) the option at a specified exercise price.

An option is said to be "European Style" when it can be exercised only at expiration whereas an "American Style" option can be exercised at any time prior to expiration. The Fund may use either European or American style options.

The Fund's cash balance may be invested in the following instruments: (1) U.S. Government securities, such as bills, notes and bonds issued by the U.S. Treasury; (2) money market funds; (3) short term bond ETFs; (4) corporate debt securities, such as commercial paper and other short-term unsecured promissory notes issued by businesses that are rated investment grade or of comparable quality as collateral for the Fund's swap agreements; (5) repurchase transactions, which are transactions under which the purchaser (i.e., the Fund) acquires securities and the seller agrees, at the time of the sale, to repurchase the securities at a mutually agreed-upon time and price, thereby determining the yield during the purchaser's holding period, and/or; (6) US equities listed on a national security exchange, sovereign fixed income securities with a credit rating at least equal to the United States Federal Government, or corporate debt securities, such as commercial paper and other short-term unsecured promissory notes issued by businesses that are rated investment grade for the purposes of entering into swap agreements with the Fund's swap counterparties.

The Fund has adopted a policy to have at least 80% of its investment exposure to financial instruments with economic characteristics that should have 2 times the performance of the Underlying Stock.

Due to the Fund's investment exposure to the Underlying Stock, the Fund's investment exposure is concentrated in the financial services industry.

Because of daily rebalancing and the compounding of each day's return over time, the return of the Fund for periods longer than a single day will be the result of each day's returns compounded over the period, which will very likely differ from 200% of the return of the Underlying Stock over the same period. The Fund will lose money if the Underlying Stock's performance is flat over time, and as a result of daily rebalancing, the Underlying Stock volatility and the effects of compounding, it is even possible that the Fund will lose money over time while the Underlying Stock's performance increases over a period longer than a single day.

THE FUND, THE GRANITESHARES ETF TRUST, AND GRANITESHARES ADVISORS LLC ARE NOT AFFILIATED WITH THE UNDERLYING STOCK.

This prospectus relates only to the Fund shares offered hereby and is not a prospectus for the common stock or other securities of Coinbase Global, Inc. The common stock of Coinbase Global, Inc. (COIN) is registered under the Securities Exchange Act of 1934, as amended (the "Exchange Act"). Information provided to or filed with the Securities and Exchange Commission by Coinbase Global, Inc. pursuant to the Exchange Act can be located at the Securities and Exchange Commission's website at www.sec.gov. In addition, information regarding Coinbase Global, Inc. may be obtained from other sources including, but not limited to, press releases, newspaper articles and other publicly disseminated documents.

PRINCIPAL RISKS OF INVESTING IN THE FUND

As with all ETFs, there is the risk that you could lose money through your investment in the Fund. Many factors affect the Fund's NAV and performance.

Underlying Stock Risk: The Underlying Stock is subject to many risks that can negatively impact its revenue and viability including, but are not limited to price volatility risk, management risk, inflation risk, global economic risk, growth risk, supply and demand risk, operations risk, regulatory risk, environmental risk, terrorism risk and the risk of natural disasters. The Underlying Stock performance may be affected by the value of crypto assets, the volume of transactions on its platform, the overall development and growth of crypto assets, cyberattacks and security breaches affecting its platforms or third-party service providers, increased crypto platform competition and government regulations affecting the crypto industry. The Fund's daily returns may be affected by many factors but will depend on the performance and volatility of the Underlying Stock.

Effects of Compounding and Market Volatility Risk: The Fund aims to replicate the leveraged daily returns of the Underlying Stock and the Fund's performance for periods greater than a trading day will be the result of each day's returns compounded over the period, which is very likely to differ from the Underlying Stock's performance, before fees and expenses. Compounding affects all investments but has a more significant impact on funds that aims to replicate leverage daily returns. For a Fund aiming to replicate 2 times the daily performance of an Underlying Stock, if adverse daily performance of the Underlying Stock reduces the amount of a shareholder's investment, any further adverse daily performance will lead to a smaller dollar loss because the shareholder's investment had already been reduced by the prior adverse performance. Equally, however, if the favorable daily performance of the Underlying Stock increases the amount of a shareholder's investment, the dollar amount lost due to future adverse performance will increase because the shareholder's investment has increased.

The effect of compounding becomes pronounced as the Underlying Stock volatility and the holding period increase. The impact of compounding will impact each shareholder differently depending on the period of time an investment in the Fund is held and the volatility of the Underlying Stock during the shareholder's holding period of an investment in the Fund.

The chart below provides examples of how Underlying Stock volatility could affect the Fund's performance. Fund performance for periods greater than one single day can be estimated given any set of assumptions for the following factors: a) Underlying Stock volatility; b) Underlying Stock's performance; c) period of time; d) financing rates associated with leveraged exposure; e) other Fund expenses; and f) the Underlying Stock's dividends. The chart below illustrates the impact of two principal factors – Underlying Stock volatility and performance – on Fund performance. The chart shows estimated Fund returns for a number of combinations of Underlying Stock volatility and performance over a one-year period. Performance shown in the chart assumes that (i) there were no Fund expenses; and (ii) borrowing rates (needed to obtain a leveraged long exposure) of 0%. If Fund expenses and/or actual borrowing/lending rates were reflected, the estimated returns would be lower than those shown. Particularly during periods of higher Underlying Stock volatility, compounding will cause results for periods longer than a trading day to vary from the performance of the Underlying Stock.

As shown in the chart below, the Fund would be expected to lose 6.0% if the Underlying Stock provided no return over a one-year period during which the Underlying Stock experienced annualized volatility of 25%. At higher ranges of volatility, there is a chance of a significant loss of value in the Fund, even if the Underlying Stock return is flat.

For instance, if the Underlying Stock annualized volatility is 100%, the Fund would be expected to lose 63.3% of its value, even if the cumulative Underlying Stock return for the year was 0%. Areas shaded red (or dark gray) represent those scenarios where the Fund can be expected to return less than 200% of the performance of the Underlying Stock and those shaded green (or light gray) represent those scenarios where the Fund can be expected to return more than 200% of the performance of the Underlying Stock. The Fund's actual returns may be significantly better or worse than the returns shown below as a result of any of the factors discussed above or in "Tracking Error Risk" below.

One Year Performance of the Underlying Stock	200% of One Year Performance of the Underlying Stock	Volatility of the Underlying Stock (annualized)						
		10%	25%	50%	75%	100%	125%	150%
-95%	-190%	-99.8%	-99.8%	-99.8%	-99.9%	-99.9%	-100.0%	-100.0%
-90%	-180%	-99.0%	-99.1%	-99.2%	-99.5%	-99.6%	-99.8%	-99.9%
-80%	-160%	-96.1%	-96.3%	-96.9%	-97.8%	-98.6%	-99.2%	-99.6%
-70%	-140%	-91.1%	-91.6%	-93.0%	-94.9%	-96.8%	-98.2%	-99.1%
-60%	-120%	-84.2%	-85.0%	-87.6%	-91.0%	-94.2%	-96.8%	-98.4%
-50%	-100%	-75.3%	-76.6%	-80.6%	-85.9%	-90.9%	-94.9%	-97.5%
-40%	-80%	-64.4%	-66.2%	-72.0%	-79.6%	-86.9%	-92.6%	-96.4%
-30%	-60%	-51.4%	-54.0%	-61.9%	-72.1%	-82.1%	-90.0%	-95.1%
-20%	-40%	-36.7%	-39.8%	-50.1%	-63.7%	-76.7%	-86.8%	-93.5%
-10%	-20%	-19.8%	-23.9%	-36.9%	-53.8%	-70.5%	-83.4%	-91.8%
0%	0%	-1.0%	-6.0%	-22.1%	-43.3%	-63.3%	-79.2%	-89.6%
10%	20%	19.8%	13.7%	-5.5%	-31.1%	-55.4%	-74.9%	-87.7%
20%	40%	42.6%	35.3%	12.1%	-18.1%	-47.3%	-70.5%	-85.3%
30%	60%	67.2%	58.8%	31.4%	-3.9%	-38.4%	-65.2%	-82.4%
40%	80%	93.9%	84.0%	52.7%	12.5%	-28.4%	-59.6%	-80.0%
50%	100%	122.6%	111.2%	75.5%	28.4%	-17.6%	-53.1%	-76.5%
60%	120%	153.4%	140.4%	99.7%	46.5%	-6.8%	-38.9%	-69.3%
70%	140%	185.9%	171.4%	125.3%	65.4%	6.5%	-38.9%	-69.3%
80%	160%	220.4%	204.2%	152.5%	85.2%	20.1%	-32.4%	-66.5%
90%	180%	256.7%	239.1%	181.3%	105.4%	34.7%	-25.0%	-61.9%
95%	190%	295.2%	275.3%	211.8%	129.1%	48.1%	-18.1%	-59.1%

The Underlying Stock's annualized historical volatility rate from April 13, 2021 (the Underlying Stock's IPO) to July 31, 2024, was 91.7%. During the period observed the Underlying Stock's highest volatility rate over a 12-month period was 120.1% and volatility for a shorter period of time may have been substantially higher. The Underlying Stock's annualized performance from April 13, 2021 (the Underlying Stock's IPO date) to June 30, 2024 was -3.2%. Historical volatility and performance are not indications of what the Underlying Stock volatility and performance will be in the future. The volatility of instruments that reflect the value of the Underlying Stock, such as swaps, may differ from the volatility of the Underlying Stock.

Correlation Risk: A number of factors may affect the Fund's ability to achieve a high degree of correlation with Underlying Stock, and there is no guarantee that the Fund will achieve a high degree of correlation. Failure to achieve a high degree of correlation may prevent the Fund from achieving its investment objective, and the percentage change of the Fund's NAV each day may differ, perhaps significantly in amount, and possibly even direction, from 200% of the percentage change of Underlying Stock on such day.

In order to achieve a high degree of correlation with Underlying Stock, the Fund seeks to rebalance its portfolio daily to keep exposure consistent with its investment objective. Being materially under- or overexposed to Underlying Stock may prevent the Fund from achieving a high degree of correlation with Underlying Stock and may expose the Fund to greater leverage risk. Market disruptions or closure, regulatory restrictions, market volatility, illiquidity in the markets for the financial instruments in which the Fund invests, and other factors will adversely affect the Fund's ability to adjust exposure to requisite levels. The target amount of portfolio exposure is impacted dynamically by Underlying Stock's movements, including intraday movements. Because of this, it is unlikely that the Fund will have perfect 200% exposure during the day or at the end of each day and the likelihood of being materially under- or overexposed is higher on days when Underlying Stock is volatile, particularly when Underlying Stock is volatile at or near the close of the trading day.

A number of other factors may also adversely affect the Fund's correlation with Underlying Stock, including fees, expenses, transaction costs, financing costs associated with the use of derivatives, income items, valuation methodology, accounting standards and disruptions or illiquidity in the markets for the securities or financial instruments in which the Fund invests. The Fund may take or refrain from taking positions in order to improve tax efficiency, comply with regulatory restrictions, or for other reasons, each of which may negatively affect the Fund's correlation with Underlying Stock. The Fund may also be subject to large movements of assets into and out of the Fund, potentially resulting in the Fund being under- or overexposed to Underlying Stock. Additionally, the Fund's underlying investments and/or reference assets may trade on markets that may not be open on the same day as the Fund, which may cause a difference between the changes in the daily performance of the Fund and changes in the performance of Underlying Stock. Any of these factors could decrease correlation between the performance of the Fund and Underlying Stock and may hinder the Fund's ability to meet its daily investment objective on or around that day.

Leverage Risk: The Fund obtains investment exposure in excess of its net assets by utilizing leverage and may lose more money in market conditions that are adverse to its investment objective than a fund that does not utilize leverage. An investment in the Fund is exposed to the risk that a decline in the daily performance of the Underlying Stock will be magnified. This means that an investment in the Fund will be reduced by an amount equal to 2% for every 1% daily decline in the Underlying Stock, not including the costs of financing leverage and other operating expenses, which would further reduce its value. The Fund could theoretically lose an amount greater than its net assets in the event the Underlying Stock declines more than 50%. Leverage will also have the effect of magnifying any differences in the Fund performance's correlation with the Underlying Stock.

Due to the limited availability of necessary investments or financial instruments, the Fund could, among other things, as a defensive measure, limit or suspend creations or redemptions of Creation Units until the adviser determines that the requisite exposure to the Underlying Stock is obtainable. During the period that creation or redemptions are affected, the Fund's shares could trade at a significant premium or discount to their net asset value or the bid-ask spread of the Fund's shares could widen significantly. In the case of a period during which creations are suspended, the Fund could experience significant redemptions, which may cause the Fund to sell portfolio securities at unfavorable prices and increased transaction and other costs and make greater taxable distributions to shareholders of the Fund.

Digital Asset and Finance Services Company Risks: The performance of the Underlying Stock, and subsequently the Fund's performance, is subject to the risks of the digital asset and finance company sectors. Such companies may be adversely impacted by government regulations, economic conditions and deterioration in credit markets. These companies typically face intense competition and could be negatively affected by new entrants into the market, especially those located in markets with lower production costs. Competitors in the digital payments space include financial institutions and well-established payment processing companies. In addition, many companies engaged in these businesses store sensitive consumer information and could be the target of cybersecurity attacks and other types of theft, which could have a negative impact on these companies. Online digital asset trading platforms currently operate under less regulatory scrutiny than traditional financial services companies and banks, but there is a significant risk that regulatory oversight could increase in the future. Higher levels of regulation could increase costs and adversely impact the current business models of some digital asset-related companies and could severely impact the viability of these companies. These companies could be negatively impacted by disruptions in service caused by hardware or software failure, or by interruptions or delays in service by third-party data center hosting facilities and maintenance providers.

Counterparty Risk: A counterparty (the other party to a transaction or an agreement or the party with whom the Fund executes transactions) to a transaction (including repurchase transaction) with the Fund may be unable or unwilling to make timely principal, interest or settlement payments, or otherwise honor its obligations.

Derivatives Risk: The use of derivative instruments involves risks different from, or possibly greater than, the risks associated with investing directly in securities and other traditional investments. These risks include (i) the risk that the counterparty to a derivative transaction may not fulfill its contractual obligations; (ii) risk of mispricing or improper valuation; and (iii) the risk that changes in the value of the derivative may not correlate perfectly with the underlying asset, rate or index. Derivative prices are highly volatile and may fluctuate substantially during a short period of time. Such prices are influenced by numerous factors that affect the markets, including, but not limited to: changing supply and demand relationships; government programs and policies; national and international political and economic events, changes in interest rates, inflation and deflation and changes in supply and demand relationships. Trading derivative instruments involves risks different from, or possibly greater than, the risks associated with investing directly in securities.

The Fund will be subject to regulatory constraints relating to level of value at risk that the Fund may incur through its derivative portfolio. To the extent the Fund exceeds these regulatory thresholds over an extended period, the Fund may determine that it is necessary to make adjustments to the Fund's investment strategy.

Exchange Traded Fund Structure Risk: The Fund is structured as an exchange traded fund and as a result is subject to special risks, including:

- The market prices of shares will fluctuate in response to changes in NAV and supply and demand for shares and will include a "bid-ask spread" charged by the exchange specialists, market makers or other participants that trade the particular security. There may be times when the market price and the NAV vary significantly. This means that Shares may trade at a discount to NAV.
- In times of market stress, market makers may step away from their role market making in shares of exchange traded funds and in executing trades, which can lead to differences between the market value of Fund shares and the Fund's NAV.
- In stressed market conditions, the market for the Fund's shares may become less liquid in response to the deteriorating liquidity of the Fund's portfolio. This adverse effect on the liquidity of the Fund's shares may, in turn, lead to differences between the market value of the Fund's shares and the Fund's NAV.
- An active trading market for the Fund's shares may not be developed or maintained. Trading in Shares on the Exchange may be halted due to market conditions or for reasons that, in the view of the Exchange, make trading in Shares inadvisable, such as extraordinary market volatility. There can be no assurance that Shares will continue to meet the listing requirements of the Exchange. If the Fund's shares are traded outside a collateralized settlement system, the number of financial institutions that can act as authorized participants that can post collateral on an agency basis is limited, which may limit the market for the Fund's shares.

Fixed Income Securities Risk: When the Fund invests in fixed income securities, the value of your investment in the Fund will fluctuate with changes in interest rates. Typically, a rise in interest rates causes a decline in the value of fixed income securities owned by the Fund. In general, the market price of fixed income securities with longer maturities will increase or decrease more in response to changes in interest rates than shorter-term securities. Other risk factors include credit risk (the debtor may default), extension risk (an issuer may exercise its right to repay principal on a fixed rate obligation held by the Fund later than expected), and prepayment risk (the debtor may pay its obligation early, reducing the amount of interest payments). These risks could affect the value of a particular investment by the Fund, possibly causing the Fund's share price and total return to be reduced and fluctuate more than other types of investments.

Management Risk: The Adviser's judgments about the attractiveness, value and potential appreciation of a particular security or derivative in which the Fund invests may prove to be incorrect and may not produce the desired results.

Market and Geopolitical Risk: The increasing interconnectivity between global economies and financial markets increases the likelihood that events or conditions in one region or financial market may adversely impact issuers in a different country, region or financial market. Securities in the Fund's portfolio may underperform due to inflation (or expectations for inflation), interest rates, global demand for particular products or resources, natural disasters, pandemics, epidemics, terrorism, regulatory events and governmental or quasi-governmental actions. The occurrence of global events similar to those in recent years, such as terrorist attacks around the world, natural disasters, social and political discord or debt crises and downgrades, among others, may result in market volatility and may have long term effects on both the U.S. and global financial markets. It is difficult to predict when similar events affecting the U.S. or global financial markets may occur, the effects that such events may have and the duration of those effects.

Non-Diversified Risk: The Fund's portfolio focuses on the Underlying Stock and will be subject to potential for volatility than a diversified fund.

Swap Risk: Swaps are subject to tracking risk because they may not be perfect substitutes for the instruments they are intended to hedge or replace. Over the counter swaps are subject to counterparty default. Leverage inherent in derivatives will tend to magnify the Fund's losses.

Options Contracts Risk: The use of options contracts involves investment strategies and risks different from those associated with ordinary portfolio securities transactions. The prices of options are volatile and are influenced by, among other things, actual and anticipated changes in the value of the underlying instrument, including the anticipated volatility, which are affected by fiscal and monetary policies and by national and international political, changes in the actual or implied volatility or the reference asset, the time remaining until the expiration of the option contract and economic events. For the Fund, in particular, the value of the options contracts in which it invests is substantially influenced by the value of the Underlying Stock. The Fund may experience substantial downside from specific option positions and certain option positions held by the Fund may expire worthless. As an option approaches its expiration date, its value typically increasingly moves with the value of the underlying instrument. However, prior to such a date, the value of an option generally does not increase or decrease at the same rate as the underlying instrument. There may at times be an imperfect correlation between the movement in values of options contracts and the underlying instrument, and there may at times not be a liquid secondary market for certain options contracts. The value of the options held by the Fund will be determined based on market quotations or other recognized pricing methods. Furthermore, when the Fund seeks to trade out of positions, especially near expiration, there is an added risk that the Fund may be required to allocate resources unexpectedly to fulfill these obligations. This potential exposure to physical settlement can significantly impact the Fund's liquidity and market exposure, particularly in volatile market conditions. If the Fund sells non-cash settled options contracts, it would be obligated to receive shares of the Underlying Stock when the option is exercised. Consequently, there is a risk that the Fund may have to physically acquire the Underlying Stock shares at the strike price, which could result in the Fund holding the Underlying Stock, and an asset that has declined in value. The level of exposure obtained through option contracts should at most be equal to the Fund's Daily Leverage Factor times the Fund's net asset value.

Rebalancing Risk: If for any reason the Fund is unable to rebalance all or a portion of its portfolio, or if all or a portion of the portfolio is rebalanced incorrectly, the Fund's investment exposure may not be consistent with the Fund's investment objective. In these instances, the Fund may have investment exposure to the Underlying Stock that is significantly greater or less than its stated multiple. As a result, the Fund may be more exposed to leverage risk than if it had been properly rebalanced and may not achieve its investment objective.

Trading Halt Risk: Although the Underlying Stock's shares are listed for trading on an exchange, there can be no assurance that an active trading market for such shares will be available at all times and the exchange may halt trading of such shares in certain circumstances. A halt in trading in the Underlying Stock's shares is expected, in turn, to result in a halt in the trading in the Fund's shares. Trading in the Underlying Stock's and/or Fund's shares on the exchange may be halted due to market conditions or for reasons that, in the view of the exchange, make trading in the Underlying Stock's and/or Fund's shares inadvisable. In addition, trading in Underlying Stock's and/or Fund's shares on an exchange is subject to trading halts caused by extraordinary market volatility pursuant to exchange "circuit breaker" rules." In the event of a trading halt for an extended period of time, the Fund may be unable to execute arrangements with swap counterparties that are necessary to implement the Fund's investment strategy.

Tracking Error Risk: Tracking error is the divergence of the Fund's performance from that of its investment objective which aims to replicate 2 times the daily percentage change of the Underlying Stock. The performance of the Fund may diverge from that of its investment objective for a number of reasons. Tracking error may occur because of transaction costs, the Fund's holding of cash, differences in accrual of dividends, being under- or overexposed to the Underlying Stock or the need to meet new or existing regulatory requirements. Tracking error risk may be heightened during times of market volatility or other unusual market conditions such as market disruptions. The Fund may be required to deviate from its investment objective as a result of market restrictions or other legal reasons, including regulatory limits or other restrictions on securities that may be purchased by the Adviser and its affiliates.

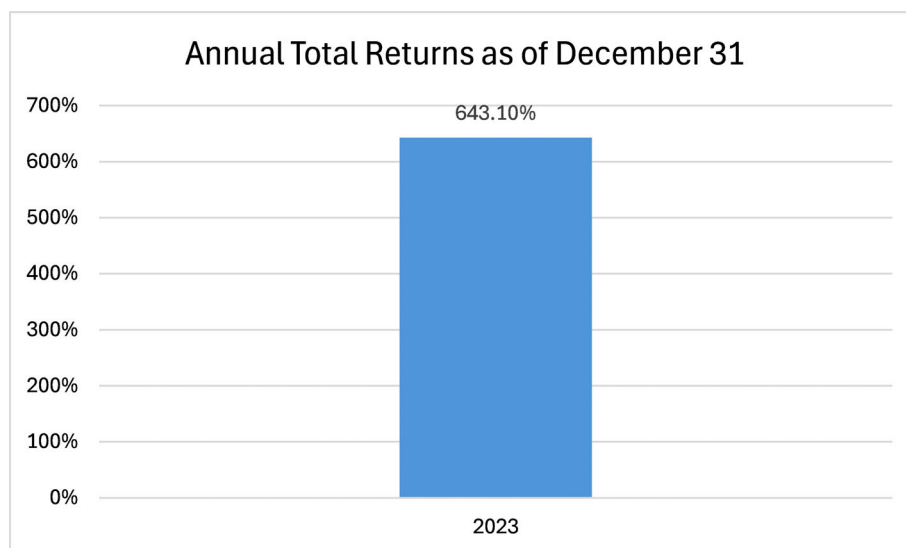
Investing in U.S. Equities Risk: Investing in U.S. issuers subjects the Fund to legal, regulatory, political, currency, security, and economic risks that are specific to the U.S. Certain changes in the U.S., such as a weakening of the U.S. economy or a decline in its financial markets, may have an adverse effect on U.S. issuers.

US Treasury Risk: U.S. Treasury obligations are backed by the “full faith and credit” of the U.S. government and generally have negligible credit risk. Securities issued or guaranteed by federal agencies or authorities and U.S. government-sponsored instrumentalities or enterprises may or may not be backed by the full faith and credit of the U.S. government. The Fund may be subject to such risk to the extent it invests in securities issued or guaranteed by federal agencies or authorities and U.S. government-sponsored instrumentalities or enterprises.

Tax Risk: In order to qualify for the favorable tax treatment generally available to regulated investment companies, the Fund must satisfy certain diversification and other requirements. In particular, the Fund generally may not acquire a security if, as a result of the acquisition, more than 50% of the value of the Fund’s assets would be invested in (a) issuers in which the Fund has, in each case, invested more than 5% of the Fund’s assets and (b) issuers more than 10% of whose outstanding voting securities are owned by the Fund. The application of these requirements to certain investments (including swaps) that may be entered into by the Fund is unclear. In addition, the application of these requirements to the Fund’s investment objective is not clear, particularly because the Fund’s investment objective focuses on the performance of the stock of a single issuer. If the Fund were to fail to qualify as a regulated investment company, it would be taxed in the same manner as an ordinary corporation, and distributions to its shareholders would not be deductible by the Fund in computing its taxable income.

Performance:

The following performance information indicates some of the risks of investing in the Fund. The bar chart shows the Fund’s performance from year to year. The table illustrates how the Fund’s average annual returns for the since inception and 1-year periods compared with those of the broad measure of market performance. The Fund’s past performance, before and after taxes, does not necessarily indicate how it will perform in the future. Updated performance information is also available on the Fund’s website at www.graniteshares.com or by calling the Fund toll free at 844-476-8747.



During the periods shown in the bar chart above, the Fund’s highest quarterly return was 232.71% (quarter ended December 31, 2023) and the Fund’s lowest quarterly return was -0.39% (quarter ended September 30, 2023). The calendar year-to-date total return of the Fund as of September 30, 2024, was -26.82%.

Average Annual Total Returns for the Periods Ended December 31, 2023

	1 Year	Since Inception (8/8/22)
Return Before Taxes	643.33%	24.57%
Return After Taxes on Distributions	643.33%	24.57%
<u>Return After Taxes on Distributions and Sale of Fund Shares</u>	<u>380.85%</u>	<u>18.91%</u>
S&P 500 (no fees, expenses or taxes applied)	26.29%	12.57%

Investment Adviser: GraniteShares Advisors LLC

Portfolio Managers: Benoit Autier and Jeff Kleerman have been portfolio managers of the Fund since the Fund’s inception in 2022. Ryan Dofflemeyer has been portfolio manager since September 2024.

Purchase and Sale of Fund Shares: The Fund is an ETF. Individual Shares of the Fund may only be bought and sold in the secondary market (i.e., on a national securities exchange) through a broker-dealer at a market price. Because ETF shares trade at market prices rather than at NAV, Shares may trade at a price greater than NAV (at a premium), at NAV or less than NAV (at a discount). An investor may incur costs attributable to the difference between the highest price a buyer is willing to pay to purchase Shares of the Fund (bid) and the lowest price a seller is willing to accept for Shares of the Fund (ask) when buying or selling Shares in the secondary market (the “bid-ask spread”). The bid-ask spread varies over time for Shares based on trading volume and market liquidity, and is generally lower if the Fund’s Shares have more trading volume and market liquidity and higher if the Fund’s Shares have little trading volume and market liquidity. Recent information regarding the Fund, including its NAV, market price, premiums and discounts, and bid/ask spreads, is available on the Fund’s website at www.graniteshares.com.

Tax Information: The Fund’s distributions will be taxable to you, generally as ordinary income unless you are invested through a tax-advantaged arrangement, such as a 401(k) plan, IRA or other tax-advantaged account; in such cases, you may be subject to tax when assets are withdrawn from such tax-advantaged arrangement. A sale of Shares may result in capital gain or loss.

Payments to Broker-Dealers and Other Financial Intermediaries: If you purchase Shares of the Fund through a broker-dealer or other financial intermediary (such as a bank) (an “Intermediary”), the Adviser and/or its related companies may pay the Intermediary for the sale of Shares and related services. These payments may create a conflict of interest by influencing the Intermediary and your salesperson to recommend the Fund over another investment. Any such arrangements do not result in increased Fund expenses. Ask your salesperson or visit the Intermediary’s website for more information.

GRANITESHARES 2X LONG BABA DAILY ETF – SUMMARY

Ticker: BABX

Exchange: Nasdaq Stock Market LLC

Important Information Regarding the Fund

The GraniteShares 2x Long BABA Daily ETF (the “Fund”) seeks daily investment results of 2 times (200%) the daily percentage change of the ADR of Alibaba Group Holding Limited (NYSE: BABA) (the “Underlying Stock”). Because the Fund seeks daily leveraged investment results, it is very different from most other exchange-traded funds. It is also riskier than alternatives that do not use leverage. The return for investors that invest for periods longer or shorter than a trading day should not be expected to be 200% the performance of the Underlying Stock for the period. The return of the Fund for a period longer than a trading day will be the result of each trading day’s compounded return over the period, which will very likely differ from 200% the return of the Underlying Stock for that period. Longer holding periods, higher volatility of the Underlying Stock and leverage increase the impact of compounding on an investor’s returns. During periods of higher underlying stock volatility, the volatility of the Underlying Stock may affect the Fund’s return as much as, or more than, the return of the Underlying Stock.

The Fund is not suitable for all investors. The Fund is designed to be utilized only by knowledgeable investors who understand the potential consequences of seeking daily leveraged (2X) investment results, understand the risks associated with the use of leverage and are willing to monitor their portfolios frequently. The Fund is not intended to be used by, and is not appropriate for, investors who do not intend to actively monitor and manage their portfolios. For periods longer than a single day, the Fund will lose money if the Underlying Stock’s performance is flat, and it is possible that the Fund will lose money even if the Underlying Stock’s performance increases over a period longer than a single day. An investor could lose the full principal value of his/her investment within a single day.

Investment Objective

The Fund seeks daily investment results, before fees and expenses, of 2 times (200%) the daily percentage change of the ADR of Alibaba Group Holding Limited (NYSE: BABA).

Fund Fees and Expenses

This table describes the fees and expenses that you may pay if you buy, hold, and sell shares of the Fund (“Shares”). The fees are expressed as a percentage of the Fund’s average daily net assets. Investors may pay other fees, such as brokerage commissions and other fees to financial intermediaries, which are not reflected in the table and example below.

Annual Fund Operating Expenses

(expenses that you pay each year as a percentage of the value of your investment)

Management Fee	0.99%
Distribution and/or Service (12b-1) Fees	0.00%
Other Expenses	0.53%
Total Annual Fund Operating Expenses ⁽¹⁾	1.52%
Fee Waiver/Reimbursements ⁽²⁾	-0.37%
Net Annual Fund Operating Expenses After Fee Waiver/Reimbursements ^{(1), (2)}	1.15%

(1) The cost of investing in swaps, including the embedded cost of the swap and the operating expenses of the referenced assets, is an indirect expense that is not included in the above fee table and is not reflected in the expense example. The total indirect cost of investing in swaps, including the embedded cost of the swap and the operating expenses of the referenced assets, is estimated to be 1.00% for the fiscal year ending June 30, 2025.

(2) GraniteShares Advisors LLC has contractually agreed to waive its fees and/or pay for operating expenses of the Fund to ensure that total annual fund operating expenses (exclusive of any (i) interest, (ii) brokerage fees and commission, (iii) acquired fund fees and expenses, (iv) fees and expenses associated with instruments in other collective investment vehicles or derivative instruments (including for example options and swap fees and expenses), (v) interest and dividend expense on short sales, (vi) taxes, (vii) other fees related to underlying investments (such as option fees and expenses or swap fees and expenses), (viii) expenses incurred in connection with any merger or reorganization or (ix) extraordinary expenses such as litigation) will not exceed 1.15%. This agreement is effective until December 31, 2025 and it may be terminated before that date only by the Trust’s Board of Trustees. GraniteShares Advisors LLC may request recoupment of previously waived fees and paid expenses from the Fund for three years from the date such fees and expenses were waived or paid, if such reimbursement will not cause the Fund’s total expense ratio to exceed the expense limitation in place at the time of the waiver and/or expense payment and the expense limitation in place at the time of the recoupment.

Example

This Example is intended to help you compare the cost of investing in the Fund with the cost of investing in mutual funds and other exchange traded funds.

The Example assumes that you invest \$10,000 in the Fund for the time periods indicated and then sell all of your Shares at the end of those periods. The Example also assumes that your investment has a 5% return each year and that the Fund's operating expenses remain the same. The figures shown would be the same whether or not you sold your Shares at the end of each period.

Although your actual costs may be higher or lower, based on these assumptions your costs would be:

1 Year		3 Years		5 Year		10 Years	
\$	117	\$	365	\$	717	\$	1,710

Portfolio Turnover

The Fund pays transaction costs, such as commissions, when it, buys and sells securities (or "turns over" its portfolio). A higher portfolio turnover rate may indicate higher transaction costs and may result in higher taxes when Shares are held in a taxable account. These costs, which are not reflected in annual fund operating expenses or in the Example, affect the Fund's performance. During the most recent fiscal year, the Fund's portfolio turnover rate was 0% of the average value of its portfolio, since the Fund invested only in instruments that are excluded from portfolio turnover rate calculations. However, if the Fund's use of derivatives were reflected, the Fund's portfolio turnover rate would be higher.

Principal Investment Strategies

The Fund is an actively managed exchange traded fund that attempts to replicate 2 times (200%) the daily percentage change of the Underlying Stock by entering financial instruments such as swaps and options on the Underlying Stock as well as directly purchasing the Underlying Stock. At the end of each trading day, the notional exposure against the Underlying Stock obtained through the combination of these instruments will be approximately 200% of the Fund's net asset value. The Fund aims to generate 2 times the daily performance of the Underlying Stock for a single day. A "single day" is defined as being calculated "from the close of regular trading on one trading day to the close on the next trading day."

The Fund will aim to primarily obtain its notional exposure against the Underlying Stock through swap agreements. In case the Fund faces restriction in increasing its swap notional exposure, it may use option contracts on the Underlying Stock or buy the Underlying Stock directly.

Swaps

The Fund may enter into one or more swap agreements with major financial institutions for a specified period ranging from a day to more than one year whereby the Fund and the financial institution will agree to exchange the return (or differentials in rates of return) earned or realized on the Underlying Stock. The gross return to be exchanged or "swapped" between the parties is calculated with respect to a "notional amount," e.g., the return on or change in value of a particular dollar amount representing the Underlying Stock.

The Fund is expected to post between 30% and 45% of its assets as collateral under the swap agreements.

The Fund uses Cowen Financial Products LLC as its main swap counterparty. Cowen Financial Products LLC is a conditionally registered swap dealer and is required to file certain reports from time to time with the Securities and Exchange Commission. Cowen Financial Products LLC is an indirect subsidiary of Toronto Dominion Bank, a Canadian company whose shares are listed for trade on the New York Stock Exchange (NYSE) under the symbol "TD." Debts of Cowen Financial Products LLC as it may relate to the Fund are not guaranteed by its parent company.

Options:

Depending on market conditions, market liquidity and operational constraints, the Fund may either buy deep in-the-money call option contracts, or simultaneously buy an at-the-money call option contract and sell an at-the-money put option contract (a strategy generally referred to as synthetic forward). All option contracts bought and sold will be against the Underlying Stock. The Fund will pay the premium for each call option contract bought and receive the premium for each put option sold. The Fund's participation in potential changes in the price of the Underlying Stock is based on the price of the Underlying Stock at the time the Fund buys the call and sells the put option contracts, the strike price of the call (put) option contract and the Underlying Stock price at the time of the contract's expiration. The maturity of the option contract bought and sold may vary from 1-week to 1-month.

As part of the Fund's strategy, the Fund may buy a combination of standardized exchange-traded and FLEXible EXchange® ("FLEX") call and put options contracts that are based on the value of the price returns of the Underlying Stock. The Fund will only buy and sell options contracts that are listed for trading on regulated U.S. exchanges. Traditional exchange-traded options contracts have standardized terms, such as the type (call or put), the reference asset, the strike price and expiration date. Exchange-listed options contracts are guaranteed for settlement by the Options Clearing Corporation ("OCC"). FLEX Options are a type of exchange-listed options contract with uniquely customizable terms that allow investors to customize key terms like type, strike price and expiration date that are standardized in a typical options contract. FLEX Options are also guaranteed for settlement by the OCC.

In general, an option is a contract that gives the purchaser (holder) of the option, in return for a premium, the right to buy from (call) or sell to (put) the seller (writer) of the option the security or currency underlying (in this case, the Underlying Stock) the option at a specified exercise price.

An option is said to be "European Style" when it can be exercised only at expiration whereas an "American Style" option can be exercised at any time prior to expiration. The Fund may use either European or American style options.

The Fund's cash balance may be invested in the following instruments: (1) U.S. Government securities, such as bills, notes and bonds issued by the U.S. Treasury; (2) money market funds; (3) short term bond ETFs; (4) corporate debt securities, such as commercial paper and other short-term unsecured promissory notes issued by businesses that are rated investment grade or of comparable quality as collateral for the Fund's swap agreements; (5) repurchase transactions, which are transactions under which the purchaser (i.e., the Fund) acquires securities and the seller agrees, at the time of the sale, to repurchase the securities at a mutually agreed-upon time and price, thereby determining the yield during the purchaser's holding period, and/or; (6) US equities listed on a national security exchange, sovereign fixed income securities with a credit rating at least equal to the United States Federal Government, or corporate debt securities, such as commercial paper and other short-term unsecured promissory notes issued by businesses that are rated investment grade for the purposes of entering into swap agreements with the Fund's swap counterparties.

The Fund has adopted a policy to have at least 80% of its investment exposure to financial instruments with economic characteristics that should have 2 times the performance of the Underlying Stock.

Due to the Fund's investment exposure to the Underlying Stock, the Fund's investment exposure is concentrated in the business services industry.

Because of daily rebalancing and the compounding of each day's return over time, the return of the Fund for periods longer than a single day will be the result of each day's returns compounded over the period, which will very likely differ from 200% of the return of the Underlying Stock over the same period. The Fund will lose money if the Underlying Stock's performance is flat over time, and as a result of daily rebalancing, the Underlying Stock volatility and the effects of compounding, it is even possible that the Fund will lose money over time while the Underlying Stock's performance increases over a period longer than a single day.

THE FUND, THE GRANITESHARES ETF TRUST, AND GRANITESHARES ADVISORS LLC ARE NOT AFFILIATED WITH THE UNDERLYING STOCK.

This prospectus relates only to the Fund shares offered hereby and is not a prospectus for the common stock or other securities of Alibaba Group Holding Limited. The American Deposit Share of Alibaba Group Holding Limited (BABA) is registered under the Securities Exchange Act of 1933, as amended (the "Exchange Act"). Information provided to or filed with the Securities and Exchange Commission by Alibaba Group Holding Limited pursuant to the Exchange Act can be located at the Securities and Exchange Commission's website at www.sec.gov. In addition, information regarding Alibaba Group Holding Limited may be obtained from other sources including, but not limited to, press releases, newspaper articles and other publicly disseminated documents.

PRINCIPAL RISKS OF INVESTING IN THE FUND

As with all ETFs, there is the risk that you could lose money through your investment in the Fund. Many factors affect the Fund's NAV and performance.

Underlying Stock Risk: The Underlying Stock is subject to many risks that can negatively impact its revenue and viability including, but are not limited to price volatility risk, management risk, inflation risk, global economic risk, growth risk, supply and demand risk, operations risk, regulatory risk, environmental risk, terrorism risk and the risk of natural disasters. The Underlying Stock performance may be affected by trends in commerce, and cloud computing, changes in the economic conditions in China and globally, international trade policies, the company's investment transactions and changes in governmental regulations. The Fund's daily returns may be affected by many factors but will depend on the performance and volatility of the Underlying Stock.

Effects of Compounding and Market Volatility Risk: The Fund aims to replicate the leveraged daily returns of the Underlying Stock and the Fund's performance for periods greater than a trading day will be the result of each day's returns compounded over the period, which is very likely to differ from the Underlying Stock's performance, before fees and expenses. Compounding affects all investments but has a more significant impact on funds that aims to replicate leverage daily returns. For a Fund aiming to replicate 2 times the daily performance of an Underlying Stock, if adverse daily performance of the Underlying Stock reduces the amount of a shareholder's investment, any further adverse daily performance will lead to a smaller dollar loss because the shareholder's investment had already been reduced by the prior adverse performance. Equally, however, if the favorable daily performance of the Underlying Stock increases the amount of a shareholder's investment, the dollar amount lost due to future adverse performance will increase because the shareholder's investment has increased.

The effect of compounding becomes pronounced as the Underlying Stock volatility and the holding period increase. The impact of compounding will impact each shareholder differently depending on the period of time an investment in the Fund is held and the volatility of the Underlying Stock during the shareholder's holding period of an investment in the Fund.

The chart below provides examples of how Underlying Stock volatility could affect the Fund's performance. Fund performance for periods greater than one single day can be estimated given any set of assumptions for the following factors: a) Underlying Stock volatility; b) Underlying Stock's performance; c) period of time; d) financing rates associated with leveraged exposure; e) other Fund expenses; and f) the Underlying Stock's dividends. The chart below illustrates the impact of two principal factors – Underlying Stock volatility and performance – on Fund performance. The chart shows estimated Fund returns for a number of combinations of Underlying Stock volatility and performance over a one-year period. Performance shown in the chart assumes that (i) there were no Fund expenses; and (ii) borrowing rates (needed to obtain a leveraged long exposure) of 0%. If Fund expenses and/or actual borrowing/lending rates were reflected, the estimated returns would be lower than those shown. Particularly during periods of higher Underlying Stock volatility, compounding will cause results for periods longer than a trading day to vary from the performance of the Underlying Stock.

As shown in the chart below, the Fund would be expected to lose 6.0% if the Underlying Stock provided no return over a one-year period during which the Underlying Stock experienced annualized volatility of 25%. At higher ranges of volatility, there is a chance of a significant loss of value in the Fund, even if the Underlying Stock return is flat.

For instance, if the Underlying Stock annualized volatility is 100%, the Fund would be expected to lose 63.3% of its value, even if the cumulative Underlying Stock return for the year was 0%. Areas shaded red (or dark gray) represent those scenarios where the Fund can be expected to return less than 200% of the performance of the Underlying Stock and those shaded green (or light gray) represent those scenarios where the Fund can be expected to return more than 200% of the performance of the Underlying Stock. The Fund's actual returns may be significantly better or worse than the returns shown below as a result of any of the factors discussed above or in "Tracking Error Risk" below.

One Year Performance of the Underlying Stock	200% of One Year Performance of the Underlying Stock	Volatility of the Underlying Stock (annualized)						
		10%	25%	50%	75%	100%	125%	150%
-95%	-190%	-99.8%	-99.8%	-99.8%	-99.9%	-99.9%	-100.0%	-100.0%
-90%	-180%	-99.0%	-99.1%	-99.2%	-99.5%	-99.6%	-99.8%	-99.9%
-80%	-160%	-96.1%	-96.3%	-96.9%	-97.8%	-98.6%	-99.2%	-99.6%
-70%	-140%	-91.1%	-91.6%	-93.0%	-94.9%	-96.8%	-98.2%	-99.1%
-60%	-120%	-84.2%	-85.0%	-87.6%	-91.0%	-94.2%	-96.8%	-98.4%
-50%	-100%	-75.3%	-76.6%	-80.6%	-85.9%	-90.9%	-94.9%	-97.5%
-40%	-80%	-64.4%	-66.2%	-72.0%	-79.6%	-86.9%	-92.6%	-96.4%
-30%	-60%	-51.4%	-54.0%	-61.9%	-72.1%	-82.1%	-90.0%	-95.1%
-20%	-40%	-36.7%	-39.8%	-50.1%	-63.7%	-76.7%	-86.8%	-93.5%
-10%	-20%	-19.8%	-23.9%	-36.9%	-53.8%	-70.5%	-83.4%	-91.8%
0%	0%	-1.0%	-6.0%	-22.1%	-43.3%	-63.3%	-79.2%	-89.6%
10%	20%	19.8%	13.7%	-5.5%	-31.1%	-55.4%	-74.9%	-87.7%
20%	40%	42.6%	35.3%	12.1%	-18.1%	-47.3%	-70.5%	-85.3%
30%	60%	67.2%	58.8%	31.4%	-3.9%	-38.4%	-65.2%	-82.4%
40%	80%	93.9%	84.0%	52.7%	12.5%	-28.4%	-59.6%	-80.0%
50%	100%	122.6%	111.2%	75.5%	28.4%	-17.6%	-53.1%	-76.5%
60%	120%	153.4%	140.4%	99.7%	46.5%	-6.8%	-38.9%	-69.3%
70%	140%	185.9%	171.4%	125.3%	65.4%	6.5%	-38.9%	-69.3%
80%	160%	220.4%	204.2%	152.5%	85.2%	20.1%	-32.4%	-66.5%
90%	180%	256.7%	239.1%	181.3%	105.4%	34.7%	-25.0%	-61.9%
95%	190%	295.2%	275.3%	211.8%	129.1%	48.1%	-18.1%	-59.1%

The Underlying Stock's annualized historical volatility rate for the five-year period ended July 31, 2024 was 49.7%. During the five-year period observed the Underlying Stock's highest volatility rate over a 12-month period was 72.9% and volatility for a shorter period of time may have been substantially higher. The Underlying Stock's annualized performance for the five-year ended July 31, 2024 was -13.2%. Historical volatility and performance are not indications of what the Underlying Stock volatility and performance will be in the future. The volatility of instruments that reflect the value of the Underlying Stock, such as swaps, may differ from the volatility of the Underlying Stock.

Correlation Risk: A number of factors may affect the Fund's ability to achieve a high degree of correlation with Underlying Stock, and there is no guarantee that the Fund will achieve a high degree of correlation. Failure to achieve a high degree of correlation may prevent the Fund from achieving its investment objective, and the percentage change of the Fund's NAV each day may differ, perhaps significantly in amount, and possibly even direction, from 200% of the percentage change of Underlying Stock on such day.

In order to achieve a high degree of correlation with Underlying Stock, the Fund seeks to rebalance its portfolio daily to keep exposure consistent with its investment objective. Being materially under- or overexposed to Underlying Stock may prevent the Fund from achieving a high degree of correlation with Underlying Stock and may expose the Fund to greater leverage risk. Market disruptions or closure, regulatory restrictions, market volatility, illiquidity in the markets for the financial instruments in which the Fund invests, and other factors will adversely affect the Fund's ability to adjust exposure to requisite levels. The target amount of portfolio exposure is impacted dynamically by Underlying Stock's movements, including intraday movements. Because of this, it is unlikely that the Fund will have perfect 200% exposure during the day or at the end of each day and the likelihood of being materially under- or overexposed is higher on days when Underlying Stock is volatile, particularly when Underlying Stock is volatile at or near the close of the trading day.

A number of other factors may also adversely affect the Fund's correlation with the Underlying Stock, including fees, expenses, transaction costs, financing costs associated with the use of derivatives, income items, valuation methodology, accounting standards and disruptions or illiquidity in the markets for the securities or financial instruments in which the Fund invests. The Fund may take or refrain from taking positions in order to improve tax efficiency, comply with regulatory restrictions, or for other reasons, each of which may negatively affect the Fund's correlation with the Underlying Stock. The Fund may also be subject to large movements of assets into and out of the Fund, potentially resulting in the Fund being under- or overexposed to the Underlying Stock. Additionally, the Fund's underlying investments and/or reference assets may trade on markets that may not be open on the same day as the Fund, which may cause a difference between the changes in the daily performance of the Fund and changes in the performance of the Underlying Stock. Any of these factors could decrease correlation between the performance of the Fund and the Underlying Stock and may hinder the Fund's ability to meet its daily investment objective on or around that day.

Leverage Risk: The Fund obtains investment exposure in excess of its net assets by utilizing leverage and may lose more money in market conditions that are adverse to its investment objective than a fund that does not utilize leverage. An investment in the Fund is exposed to the risk that a decline in the daily performance of the Underlying Stock will be magnified. This means that an investment in the Fund will be reduced by an amount equal to 2% for every 1% daily decline in the Underlying Stock, not including the costs of financing leverage and other operating expenses, which would further reduce its value. The Fund could theoretically lose an amount greater than its net assets in the event the Underlying Stock declines more than 50%. Leverage will also have the effect of magnifying any differences in the Fund performance's correlation with the Underlying Stock.

Due to the limited availability of necessary investments or financial instruments, the Fund could, among other things, as a defensive measure, limit or suspend creations or redemptions of Creation Units until the adviser determines that the requisite exposure to the Underlying Stock is obtainable. During the period that creation or redemptions are affected, the Fund's shares could trade at a significant premium or discount to their net asset value or the bid-ask spread of the Fund's shares could widen significantly. In the case of a period during which creations are suspended, the Fund could experience significant redemptions, which may cause the Fund to sell portfolio securities at unfavorable prices and increased transaction and other costs and make greater taxable distributions to shareholders of the Fund.

On-Line Business Services and Retail Company Risks: The performance of the Underlying Stock, and consequently the Fund's performance, is subject to the risks of the online retail company sector. Companies that operate in the online marketplace and retail segments are subject to fluctuating consumer demand. Unlike traditional brick and mortar retailers, online marketplaces and retailers must assume shipping costs or pass such costs to consumers. Consumer access to price information for the same or similar products may cause companies that operate in the online marketplace and retail segments to reduce profit margins in order to compete. Due to the nature of their business models, companies that operate in the online marketplace and retail segments may also be subject to heightened cyber security risk, including the risk of theft or damage to vital hardware, software and information systems. The loss or public dissemination of sensitive customer information or other proprietary data may negatively affect the financial performance of such companies to a greater extent than traditional brick and mortar retailers. As a result of such companies being web-based and the fact that they process, store, and transmit large amounts of data, including personal information, for their customers, failure to prevent or mitigate data loss or other security breaches, including breaches of vendors' technology and systems, could expose companies that operate in the online marketplace and retail segments or their customers to a risk of loss or misuse of such information, adversely affect their operating results, result in litigation or potential liability, and otherwise harm their businesses.

Counterparty Risk: A counterparty (the other party to a transaction or an agreement or the party with whom the Fund executes transactions) to a transaction (including repurchase transaction) with the Fund may be unable or unwilling to make timely principal, interest or settlement payments, or otherwise honor its obligations.

Derivatives Risk: The use of derivative instruments involves risks different from, or possibly greater than, the risks associated with investing directly in securities and other traditional investments. These risks include (i) the risk that the counterparty to a derivative transaction may not fulfill its contractual obligations; (ii) risk of mispricing or improper valuation; and (iii) the risk that changes in the value of the derivative may not correlate perfectly with the underlying asset, rate or index. Derivative prices are highly volatile and may fluctuate substantially during a short period of time. Such prices are influenced by numerous factors that affect the markets, including, but not limited to: changing supply and demand relationships; government programs and policies; national and international political and economic events, changes in interest rates, inflation and deflation and changes in supply and demand relationships. Trading derivative instruments involves risks different from, or possibly greater than, the risks associated with investing directly in securities.

The Fund will be subject to regulatory constraints relating to the level of value at risk that the Fund may incur through its derivative portfolio. To the extent the Fund exceeds these regulatory thresholds over an extended period, the Fund may determine that it is necessary to make adjustments to the Fund's investment strategy.

Exchange Traded Fund Structure Risk: The Fund is structured as an exchange traded fund and as a result is subject to special risks, including:

- The market prices of shares will fluctuate in response to changes in NAV and supply and demand for shares and will include a "bid-ask spread" charged by the exchange specialists, market makers or other participants that trade the particular security. There may be times when the market price and the NAV vary significantly. This means that Shares may trade at a discount to NAV.
- In times of market stress, market makers may step away from their role market making in shares of exchange traded funds and in executing trades, which can lead to differences between the market value of Fund shares and the Fund's NAV.
- In stressed market conditions, the market for the Fund's shares may become less liquid in response to the deteriorating liquidity of the Fund's portfolio. This adverse effect on the liquidity of the Fund's shares may, in turn, lead to differences between the market value of the Fund's shares and the Fund's NAV.
- An active trading market for the Fund's shares may not be developed or maintained. Trading in Shares on the Exchange may be halted due to market conditions or for reasons that, in the view of the Exchange, make trading in Shares inadvisable, such as extraordinary market volatility. There can be no assurance that Shares will continue to meet the listing requirements of the Exchange. If the Fund's shares are traded outside a collateralized settlement system, the number of financial institutions that can act as authorized participants that can post collateral on an agency basis is limited, which may limit the market for the Fund's shares.

Fixed Income Securities Risk: When the Fund invests in fixed income securities, the value of your investment in the Fund will fluctuate with changes in interest rates. Typically, a rise in interest rates causes a decline in the value of fixed income securities owned by the Fund. In general, the market price of fixed income securities with longer maturities will increase or decrease more in response to changes in interest rates than shorter-term securities. Other risk factors include credit risk (the debtor may default), extension risk (an issuer may exercise its right to repay principal on a fixed rate obligation held by the Fund later than expected), and prepayment risk (the debtor may pay its obligation early, reducing the amount of interest payments). These risks could affect the value of a particular investment by the Fund, possibly causing the Fund's share price and total return to be reduced and fluctuate more than other types of investments.

Management Risk: The Adviser's judgments about the attractiveness, value and potential appreciation of a particular security or derivative in which the Fund invests may prove to be incorrect and may not produce the desired results.

Market and Geopolitical Risk: The increasing interconnectivity between global economies and financial markets increases the likelihood that events or conditions in one region or financial market may adversely impact issuers in a different country, region or financial market. Securities in the Fund's portfolio may underperform due to inflation (or expectations for inflation), interest rates, global demand for particular products or resources, natural disasters, pandemics, epidemics, terrorism, regulatory events and governmental or quasi-governmental actions. The occurrence of global events similar to those in recent years, such as terrorist attacks around the world, natural disasters, social and political discord or debt crises and downgrades, among others, may result in market volatility and may have long term effects on both the U.S. and global financial markets. It is difficult to predict when similar events affecting the U.S. or global financial markets may occur, the effects that such events may have and the duration of those effects.

Non-Diversified Risk: The Fund's portfolio focuses on the Underlying Stock and will be subject to potential for volatility than a diversified fund.

Swap Risk: Swaps are subject to tracking risk because they may not be perfect substitutes for the instruments they are intended to hedge or replace. Over the counter swaps are subject to counterparty default. Leverage inherent in derivatives will tend to magnify the Fund's losses.

Options Contracts Risk: The use of options contracts involves investment strategies and risks different from those associated with ordinary portfolio securities transactions. The prices of options are volatile and are influenced by, among other things, actual and anticipated changes in the value of the underlying instrument, including the anticipated volatility, which are affected by fiscal and monetary policies and by national and international political, changes in the actual or implied volatility or the reference asset, the time remaining until the expiration of the option contract and economic events. For the Fund, in particular, the value of the options contracts in which it invests is substantially influenced by the value of the Underlying Stock. The Fund may experience substantial downside from specific option positions and certain option positions held by the Fund may expire worthless. As an option approaches its expiration date, its value typically increasingly moves with the value of the underlying instrument. However, prior to such a date, the value of an option generally does not increase or decrease at the same rate as the underlying instrument. There may at times be an imperfect correlation between the movement in values of options contracts and the underlying instrument, and there may at times not be a liquid secondary market for certain options contracts. The value of the options held by the Fund will be determined based on market quotations or other recognized pricing methods. Furthermore, when the Fund seeks to trade out of positions, especially near expiration, there is an added risk that the Fund may be required to allocate resources unexpectedly to fulfill these obligations. This potential exposure to physical settlement can significantly impact the Fund's liquidity and market exposure, particularly in volatile market conditions. If the Fund sells non-cash settled options contracts, it would be obligated to receive shares of the Underlying Stock when the option is exercised. Consequently, there is a risk that the Fund may have to physically acquire the Underlying Stock shares at the strike price, which could result in the Fund holding the Underlying Stock, and an asset that has declined in value. The level of exposure obtained through option contracts should at most be equal to the Fund's Daily Leverage Factor times the Fund's net asset value.

Rebalancing Risk: If for any reason the Fund is unable to rebalance all or a portion of its portfolio, or if all or a portion of the portfolio is rebalanced incorrectly, the Fund's investment exposure may not be consistent with the Fund's investment objective. In these instances, the Fund may have investment exposure to the Underlying Stock that is significantly greater or less than its stated multiple. As a result, the Fund may be more exposed to leverage risk than if it had been properly rebalanced and may not achieve its investment objective.

Trading Halt Risk: Although the Underlying Stock's shares are listed for trading on an exchange, there can be no assurance that an active trading market for such shares will be available at all times and the exchange may halt trading of such shares in certain circumstances. A halt in trading in the Underlying Stock's shares is expected, in turn, to result in a halt in the trading in the Fund's shares. Trading in the Underlying Stock's and/or Fund's shares on the exchange may be halted due to market conditions or for reasons that, in the view of the exchange, make trading in the Underlying Stock's and/or Fund's shares inadvisable. In addition, trading in Underlying Stock's and/or Fund's shares on an exchange is subject to trading halts caused by extraordinary market volatility pursuant to exchange "circuit breaker" rules." In the event of a trading halt for an extended period of time, the Fund may be unable to execute arrangements with swap counterparties that are necessary to implement the Fund's investment strategy.

Tracking Error Risk: Tracking error is the divergence of the Fund's performance from that of its investment objective which aims to replicate 2 times the daily percentage change of the Underlying Stock. The performance of the Fund may diverge from that its investment objective for a number of reasons. Tracking error may occur because of transaction costs, the Fund's holding of cash, differences in accrual of dividends, being under- or overexposed to the Underlying Stock or the need to meet new or existing regulatory requirements. Tracking error risk may be heightened during times of market volatility or other unusual market conditions such as market disruptions. The Fund may be required to deviate from its investment objective as a result of market restrictions or other legal reasons, including regulatory limits or other restrictions on securities that may be purchased by the Adviser and its affiliates.

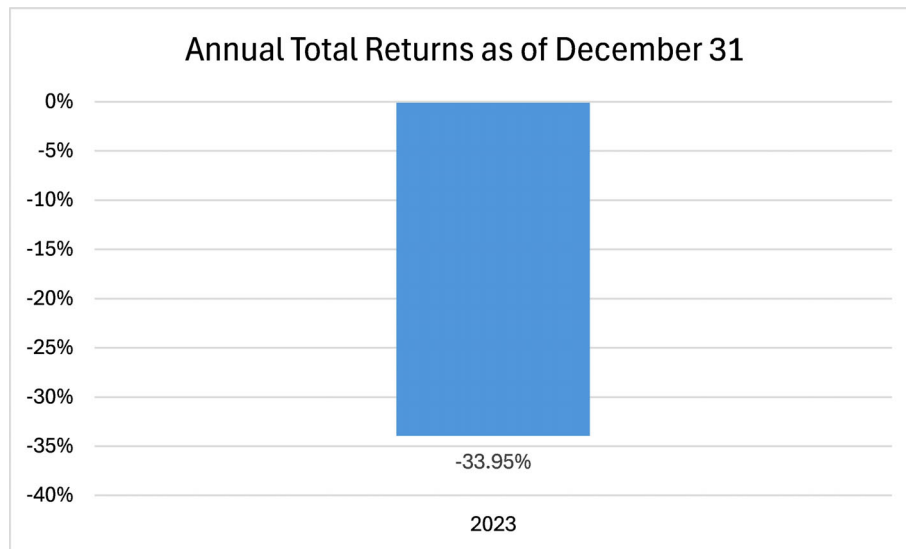
Investing in U.S. Equities Risk: Investing in U.S. issuers subjects the Fund to legal, regulatory, political, currency, security, and economic risks that are specific to the U.S. Certain changes in the U.S., such as a weakening of the U.S. economy or a decline in its financial markets, may have an adverse effect on U.S. issuers.

US Treasury Risk: U.S. Treasury obligations are backed by the “full faith and credit” of the U.S. government and generally have negligible credit risk. Securities issued or guaranteed by federal agencies or authorities and U.S. government-sponsored instrumentalities or enterprises may or may not be backed by the full faith and credit of the U.S. government. The Fund may be subject to such risk to the extent it invests in securities issued or guaranteed by federal agencies or authorities and U.S. government-sponsored instrumentalities or enterprises.

Tax Risk: In order to qualify for the favorable tax treatment generally available to regulated investment companies, the Fund must satisfy certain diversification and other requirements. In particular, the Fund generally may not acquire a security if, as a result of the acquisition, more than 50% of the value of the Fund’s assets would be invested in (a) issuers in which the Fund has, in each case, invested more than 5% of the Fund’s assets and (b) issuers more than 10% of whose outstanding voting securities are owned by the Fund. The application of these requirements to certain investments (including swaps) that may be entered into by the Fund is unclear. In addition, the application of these requirements to the Fund’s investment objective is not clear, particularly because the Fund’s investment objective focuses on the performance of the stock of a single issuer. If the Fund were to fail to qualify as a regulated investment company, it would be taxed in the same manner as an ordinary corporation, and distributions to its shareholders would not be deductible by the Fund in computing its taxable income.

Performance:

The following performance information indicates some of the risks of investing in the Fund. The bar chart shows the Fund’s performance from year to year. The table illustrates how the Fund’s average annual returns for the since inception and 1-year periods compared with those of the Index and a broad measure of market performance. The Fund’s past performance, before and after taxes, does not necessarily indicate how it will perform in the future. Updated performance information is also available on the Fund’s website at www.graniteshares.com or by calling the Fund toll free at 844-476-8747.



During the periods shown in the bar chart above, the Fund’s highest quarterly return was 21.52% (quarter ended March 31, 2023) and the Fund’s lowest quarterly return was -33.68% (quarter ended June 30, 2023). The calendar year-to-date total return of the Fund as of September 30, 2024, was 68.12%.

Average Annual Total Returns for the Periods Ended December 31, 2023

	1 Year	Since Inception (12/12/22)
<u>Return Before Taxes</u>	-33.94%	-34.94%
<u>Return After Taxes on Distributions</u>	-33.94%	-34.94%
<u>Return After Taxes on Distributions and Sale of Fund Shares</u>	-20.09%	-26.55%
<u>S&P 500 (no fees, expenses, or taxes applied)</u>	29.26%	20.45%

Investment Adviser: GraniteShares Advisors LLC

Portfolio Managers: Benoit Autier and Jeff Klearman have been portfolio managers of the Fund since the Fund’s inception in 2022. Ryan Dofflemeyer has been portfolio manager since September 2024.

Purchase and Sale of Fund Shares: The Fund is an ETF. Individual Shares of the Fund may only be bought and sold in the secondary market (i.e., on a national securities exchange) through a broker-dealer at a market price. Because ETF shares trade at market prices rather than at NAV, Shares may trade at a price greater than NAV (at a premium), at NAV or less than NAV (at a discount). An investor may incur costs attributable to the difference between the highest price a buyer is willing to pay to purchase Shares of the Fund (bid) and the lowest price a seller is willing to accept for Shares of the Fund (ask) when buying or selling Shares in the secondary market (the “bid-ask spread”). The bid-ask spread varies over time for Shares based on trading volume and market liquidity, and is generally lower if the Fund’s Shares have more trading volume and market liquidity and higher if the Fund’s Shares have little trading volume and market liquidity. Recent information regarding the Fund, including its NAV, market price, premiums and discounts, and bid/ask spreads, is available on the Fund’s website at www.graniteshares.com.

Tax Information: The Fund’s distributions will be taxable to you, generally as ordinary income unless you are invested through a tax-advantaged arrangement, such as a 401(k) plan, IRA or other tax-advantaged account; in such cases, you may be subject to tax when assets are withdrawn from such tax-advantaged arrangement. A sale of Shares may result in capital gain or loss.

Payments to Broker-Dealers and Other Financial Intermediaries: If you purchase Shares of the Fund through a broker-dealer or other financial intermediary (such as a bank) (an “Intermediary”), the adviser and/or its related companies may pay the Intermediary for the sale of Shares and related services. These payments may create a conflict of interest by influencing the Intermediary and your salesperson to recommend the Fund over another investment. Any such arrangements do not result in increased Fund expenses. Ask your salesperson or visit the Intermediary’s website for more information.

GRANITESHARES 2X LONG META DAILY ETF – SUMMARY

Ticker: FBL

Exchange: Nasdaq Stock Market LLC

Important Information Regarding the Fund

The GraniteShares 2x Long Meta Daily ETF (the “Fund”) seeks daily leveraged investment results of 2 times (200%) the daily percentage change of the common stock of Meta Platforms, Inc. Class A (NASDAQ: META) (the “Underlying Stock”). Because the Fund seeks daily leveraged results it is very different from most other exchange-traded funds. It is also riskier than alternatives that do not use leverage. The return for investors that invest for periods longer or shorter than a trading day should not be expected to be 200% the performance of the Underlying Stock for the period. The return of the Fund for a period longer than a trading day will be the result of each trading day’s compounded return over the period, which will very likely differ from 200% the return of the Underlying Stock for that period. Longer holding periods, higher volatility of the Underlying Stock and leverage increase the impact of compounding on an investor’s returns. During periods of higher underlying stock volatility, the volatility of the Underlying Stock may affect the Fund’s return as much as, or more than, the return of the Underlying Stock.

The Fund is not suitable for all investors. The Fund is designed to be utilized only by knowledgeable investors who understand the potential consequences of seeking daily leveraged (2X) investment results, understand the risks associated with the use of leverage and are willing to monitor their portfolios frequently. The Fund is not intended to be used by, and is not appropriate for, investors who do not intend to actively monitor and manage their portfolios. For periods longer than a single day, the Fund will lose money if the Underlying Stock’s performance is flat, and it is possible that the Fund will lose money even if the Underlying Stock’s performance increases over a period longer than a single day. An investor could lose the full principal value of his/her investment within a single day.

Investment Objective

The Fund seeks daily investment results, before fees and expenses, of 2 times (200%) the daily percentage change of the common stock of Meta Platforms, Inc. Class A (NASDAQ: META).

Fund Fees and Expenses

This table describes the fees and expenses that you may pay if you buy, hold, and sell shares of the Fund (“Shares”). The fees are expressed as a percentage of the Fund’s average daily net assets. Investors may pay other fees, such as brokerage commissions and other fees to financial intermediaries, which are not reflected in the table and example below.

Annual Fund Operating Expenses

(expenses that you pay each year as a percentage of the value of your investment)

Management Fee	0.99%
Distribution and/or Service (12b-1) Fees	0.00%
Other Expenses	0.23%
Total Annual Fund Operating Expenses ⁽¹⁾	1.22%
Fee Waiver/Reimbursements ⁽²⁾	-0.07%
Net Annual Fund Operating Expenses After Fee Waiver/Reimbursements ^{(1), (2)}	1.15%

(1) The cost of investing in swaps, including the embedded cost of the swap and the operating expenses of the referenced assets, is an indirect expense that is not included in the above fee table and is not reflected in the expense example. The total indirect cost of investing in swaps, including the embedded cost of the swap and the operating expenses of the referenced assets, is estimated to be 1.00% for the fiscal year ending June 30, 2025.

(2) GraniteShares Advisors LLC has contractually agreed to waive its fees and/or pay for operating expenses of the Fund to ensure that total annual fund operating expenses (exclusive of any (i) interest, (ii) brokerage fees and commission, (iii) acquired fund fees and expenses, (iv) fees and expenses associated with instruments in other collective investment vehicles or derivative instruments (including for example options and swap fees and expenses), (v) interest and dividend expense on short sales, (vi) taxes, (vii) other fees related to underlying investments (such as option fees and expenses or swap fees and expenses), (viii) expenses incurred in connection with any merger or reorganization or (ix) extraordinary expenses such as litigation) will not exceed 1.15%. This agreement is effective until December 31, 2025 and it may be terminated before that date only by the Trust’s Board of Trustees. GraniteShares Advisors LLC may request recoupment of previously waived fees and paid expenses from the Fund for three years from the date such fees and expenses were waived or paid, if such reimbursement will not cause the Fund’s total expense ratio to exceed the expense limitation in place at the time of the waiver and/or expense payment and the expense limitation in place at the time of the recoupment.

Example

This Example is intended to help you compare the cost of investing in the Fund with the cost of investing in mutual funds and other exchange traded funds.

The Example assumes that you invest \$10,000 in the Fund for the time periods indicated and then sell all of your Shares at the end of those periods. The Example also assumes that your investment has a 5% return each year and that the Fund's operating expenses remain the same. The figures shown would be the same whether or not you sold your Shares at the end of each period.

Although your actual costs may be higher or lower, based on these assumptions your costs would be:

1 Year		3 Years		5 Year		10 Years	
\$	117	\$	365	\$	649	\$	1,456

Portfolio Turnover

The Fund pays transaction costs, such as commissions, when it buys and sells securities (or "turns over" its portfolio). A higher portfolio turnover rate may indicate higher transaction costs and may result in higher taxes when Shares are held in a taxable account. These costs, which are not reflected in annual fund operating expenses or in the Example, affect the Fund's performance. During the most recent fiscal year, the Fund's portfolio turnover rate was 0% of the average value of its portfolio, since the Fund invested only in instruments that are excluded from portfolio turnover rate calculations. However, if the Fund's use of derivatives were reflected, the Fund's portfolio turnover rate would be higher.

Principal Investment Strategies

The Fund is an actively managed exchange traded fund that attempts to replicate 2 times (200%) the daily percentage change of the Underlying Stock by entering into financial instruments such as swaps and options on the Underlying Stock as well as directly purchasing the Underlying Stock. At the end of each trading day, the notional exposure against the Underlying Stock obtained through the combination of these instruments will be approximately 200% of the Fund's net asset value. The Fund aims to generate 2 times the daily performance of the Underlying Stock for a single day. A "single day" is defined as being calculated "from the close of regular trading on one trading day to the close on the next trading day."

The Fund will aim to primarily obtain its notional exposure against the Underlying Stock through swap agreements. In case the Fund faces restriction in increasing its swap notional exposure, it may use option contracts on the Underlying Stock or buy the Underlying Stock directly.

Swaps

The Fund may enter into one or more swap agreements with major financial Institutions for a specified period ranging from a day to more than one year whereby the Fund and the financial institution will agree to exchange the return (or differentials in rates of return) earned or realized on the Underlying Stock. The gross return to be exchanged or "swapped" between the parties is calculated with respect to a "notional amount," e.g., the return on or change in value of a particular dollar amount representing the Underlying Stock.

The Fund is expected to post between 30% and 45% of its assets as collateral under the swap agreements.

The Fund uses Cowen Financial Products LLC as its main swap counterparty. Cowen Financial Products LLC is a conditionally registered swap dealer and is required to file certain reports from time to time with the Securities and Exchange Commission. Cowen Financial Products LLC is an indirect subsidiary of Toronto Dominion Bank, a Canadian company whose shares are listed for trade on the New York Stock Exchange (NYSE) under the symbol "TD." Debts of Cowen Financial Products LLC as it may relate to the Fund are not guaranteed by its parent company.

Options:

Depending on market conditions, market liquidity and operational constraints, the Fund may either buy deep in-the-money call option contracts, or simultaneously buy an at-the-money call option contract and sell an at-the-money put option contract (a strategy generally referred to as synthetic forward). All option contracts bought and sold will be against the Underlying Stock. The Fund will pay the premium for each call option contract bought and receive the premium for each put option sold. The Fund's participation in potential changes in the price of the Underlying Stock is based on the price of the Underlying Stock at the time the Fund buys the call and sells put option contracts, the strike price of the call (put) option contract and the Underlying Stock price at the time of the contract's expiration. The maturity of the option contract bought and sold may vary from 1-week to 1-month.

As part of the Fund's strategy, the Fund may buy a combination of standardized exchange-traded and Flexible EXchange® ("FLEX") call and put options contracts that are based on the value of the price returns of the Underlying Stock. The Fund will only buy and sell options contracts that are listed for trading on regulated U.S. exchanges. Traditional exchange-traded options contracts have standardized terms, such as the type (call or put), the reference asset, the strike price and expiration date. Exchange-listed options contracts are guaranteed for settlement by the Options Clearing Corporation ("OCC"). FLEX Options are a type of exchange-listed options contract with uniquely customizable terms that allow investors to customize key terms like type, strike price and expiration date that are standardized in a typical options contract. FLEX Options are also guaranteed for settlement by the OCC.

In general, an option is a contract that gives the purchaser (holder) of the option, in return for a premium, the right to buy from (call) or sell to (put) the seller (writer) of the option the security or currency underlying (in this case, the Underlying Stock) the option at a specified exercise price.

An option is said to be "European Style" when it can be exercised only at expiration whereas an "American Style" option can be exercised at any time prior to expiration. The Fund may use either European or American style options.

The Fund's cash balance may be invested in the following instruments: (1) U.S. Government securities, such as bills, notes and bonds issued by the U.S. Treasury; (2) money market funds; (3) short term bond ETFs; (4) corporate debt securities, such as commercial paper and other short-term unsecured promissory notes issued by businesses that are rated investment grade or of comparable quality as collateral for the Fund's swap agreements; (5) repurchase transactions, which are transactions under which the purchaser (i.e., the Fund) acquires securities and the seller agrees, at the time of the sale, to repurchase the securities at a mutually agreed-upon time and price, thereby determining the yield during the purchaser's holding period, and/or; (6) US equities listed on a national security exchange, sovereign fixed income securities with a credit rating at least equal to the United States Federal Government, or corporate debt securities, such as commercial paper and other short-term unsecured promissory notes issued by businesses that are rated investment grade for the purposes of entering into swap agreements with the Fund's swap counterparties.

The Fund has adopted a policy to have at least 80% of its investment exposure to financial instruments with economic characteristics that should have 2 times the performance of the Underlying Stock.

Due to the Fund's investment exposure to the Underlying Stock, the Fund's investment exposure is concentrated in the Computer Programming industry.

Because of daily rebalancing and the compounding of each day's return over time, the return of the Fund for periods longer than a single day will be the result of each day's returns compounded over the period, which will very likely differ from 200% of the return of the Underlying Stock over the same period. The Fund will lose money if the Underlying Stock's performance is flat over time, and as a result of daily rebalancing, the Underlying Stock volatility and the effects of compounding, it is even possible that the Fund will lose money over time while the Underlying Stock's performance increases over a period longer than a single day.

THE FUND, THE GRANITESHARES ETF TRUST, AND GRANITESHARES ADVISORS LLC ARE NOT AFFILIATED WITH THE UNDERLYING STOCK.

This prospectus relates only to the Fund shares offered hereby and is not a prospectus for the common stock or other securities of Meta Platforms Inc. The common stock of Meta Platforms Inc. (FB) is registered under the Securities Exchange Act of 1934, as amended (the "Exchange Act"). Information provided to or filed with the Securities and Exchange Commission by Meta Platforms Inc. pursuant to the Exchange Act can be located at the Securities and Exchange Commission's website at www.sec.gov. In addition, information regarding Meta Platforms Inc. may be obtained from other sources including, but not limited to, press releases, newspaper articles and other publicly disseminated documents.

PRINCIPAL RISKS OF INVESTING IN THE FUND

As with all ETFs, there is the risk that you could lose money through your investment in the Fund. Many factors affect the Fund's NAV and performance.

Underlying Stock Risk: The Underlying Stock is subject to many risks that can negatively impact its revenue and viability including, but are not limited to price volatility risk, management risk, inflation risk, global economic risk, growth risk, supply and demand risk, operations risk, regulatory risk, environmental risk, terrorism risk and the risk of natural disasters. The Underlying Stock performance may be affected by the company's ability to add and retain users of its social media products, government restrictions and enforcement actions, security breaches, its ability to enforce its intellectual property rights and increased competition in the social and digital media space. The Fund's daily returns may be affected by many factors but will depend on the performance and volatility of the Underlying Stock.

Effects of Compounding and Market Volatility Risk: The Fund aims to replicate the leveraged daily returns of the Underlying Stock and the Fund's performance for periods greater than a trading day will be the result of each day's returns compounded over the period, which is very likely to differ from the Underlying Stock's performance, before fees and expenses. Compounding affects all investments but has a more significant impact on funds that aim to replicate leverage daily returns. For a Fund aiming to replicate 2 times the daily performance of an Underlying Stock, if adverse daily performance of the Underlying Stock reduces the amount of a shareholder's investment, any further adverse daily performance will lead to a smaller dollar loss because the shareholder's investment had already been reduced by the prior adverse performance. Equally, however, if the favorable daily performance of the Underlying Stock increases the amount of a shareholder's investment, the dollar amount lost due to future adverse performance will increase because the shareholder's investment has increased.

The effect of compounding becomes pronounced as the Underlying Stock volatility and the holding period increase. The impact of compounding will impact each shareholder differently depending on the period of time an investment in the Fund is held and the volatility of the Underlying Stock during the shareholder's holding period of an investment in the Fund.

The chart below provides examples of how Underlying Stock volatility could affect the Fund's performance. Fund performance for periods greater than one single day can be estimated given any set of assumptions for the following factors: a) Underlying Stock volatility; b) Underlying Stock's performance; c) period of time; d) financing rates associated with leveraged exposure; e) other Fund expenses; and f) the Underlying Stock's dividends. The chart below illustrates the impact of two principal factors – Underlying Stock volatility and performance – on Fund performance. The chart shows estimated Fund returns for a number of combinations of Underlying Stock volatility and performance over a one-year period. Performance shown in the chart assumes that (i) there were no Fund expenses; and (ii) borrowing rates (needed to obtain a leveraged long exposure) of 0%. If Fund expenses and/or actual borrowing/lending rates were reflected, the estimated returns would be lower than those shown. Particularly during periods of higher Underlying Stock volatility, compounding will cause results for periods longer than a trading day to vary from the performance of the Underlying Stock.

As shown in the chart below, the Fund would be expected to lose 6.0% if the Underlying Stock provided no return over a one-year period during which the Underlying Stock experienced annualized volatility of 25%. At higher ranges of volatility, there is a chance of a significant loss of value in the Fund, even if the Underlying Stock return is flat.

For instance, if the Underlying Stock annualized volatility is 100%, the Fund would be expected to lose 63.3% of its value, even if the cumulative Underlying Stock return for the year was 0%. Areas shaded red (or dark gray) represent those scenarios where the Fund can be expected to return less than 200% of the performance of the Underlying Stock and those shaded green (or light gray) represent those scenarios where the Fund can be expected to return more than 200% of the performance of the Underlying Stock. The Fund's actual returns may be significantly better or worse than the returns shown below as a result of any of the factors discussed above or in "Tracking Error Risk" below.

One Year Performance of the Underlying Stock	200% of One Year Performance of the Underlying Stock	Volatility of the Underlying Stock (annualized)						
		10%	25%	50%	75%	100%	125%	150%
-95%	-190%	-99.8%	-99.8%	-99.8%	-99.9%	-99.9%	-100.0%	-100.0%
-90%	-180%	-99.0%	-99.1%	-99.2%	-99.5%	-99.6%	-99.8%	-99.9%
-80%	-160%	-96.1%	-96.3%	-96.9%	-97.8%	-98.6%	-99.2%	-99.6%
-70%	-140%	-91.1%	-91.6%	-93.0%	-94.9%	-96.8%	-98.2%	-99.1%
-60%	-120%	-84.2%	-85.0%	-87.6%	-91.0%	-94.2%	-96.8%	-98.4%
-50%	-100%	-75.3%	-76.6%	-80.6%	-85.9%	-90.9%	-94.9%	-97.5%
-40%	-80%	-64.4%	-66.2%	-72.0%	-79.6%	-86.9%	-92.6%	-96.4%
-30%	-60%	-51.4%	-54.0%	-61.9%	-72.1%	-82.1%	-90.0%	-95.1%
-20%	-40%	-36.7%	-39.8%	-50.1%	-63.7%	-76.7%	-86.8%	-93.5%
-10%	-20%	-19.8%	-23.9%	-36.9%	-53.8%	-70.5%	-83.4%	-91.8%
0%	0%	-1.0%	-6.0%	-22.1%	-43.3%	-63.3%	-79.2%	-89.6%
10%	20%	19.8%	13.7%	-5.5%	-31.1%	-55.4%	-74.9%	-87.7%
20%	40%	42.6%	35.3%	12.1%	-18.1%	-47.3%	-70.5%	-85.3%
30%	60%	67.2%	58.8%	31.4%	-3.9%	-38.4%	-65.2%	-82.4%
40%	80%	93.9%	84.0%	52.7%	12.5%	-28.4%	-59.6%	-80.0%
50%	100%	122.6%	111.2%	75.5%	28.4%	-17.6%	-53.1%	-76.5%
60%	120%	153.4%	140.4%	99.7%	46.5%	-6.8%	-38.9%	-69.3%
70%	140%	185.9%	171.4%	125.3%	65.4%	6.5%	-38.9%	-69.3%
80%	160%	220.4%	204.2%	152.5%	85.2%	20.1%	-32.4%	-66.5%
90%	180%	256.7%	239.1%	181.3%	105.4%	34.7%	-25.0%	-61.9%
95%	190%	295.2%	275.3%	211.8%	129.1%	48.1%	-18.1%	-59.1%

The Underlying Stock's annualized historical volatility rate for the five-year period ended July 31, 2024 was 45.4%. During the five-year period observed the Underlying Stock's highest volatility rate over a 12-month period was 54.9% and volatility for a shorter period of time may have been substantially higher. The Underlying Stock's annualized performance for the five-year ended July 31, 2024 was 19.8%. Historical volatility and performance are not indications of what the Underlying Stock volatility and performance will be in the future. The volatility of instruments that reflect the value of the Underlying Stock, such as swaps, may differ from the volatility of the Underlying Stock.

Correlation Risk: A number of factors may affect the Fund's ability to achieve a high degree of correlation with Underlying Stock, and there is no guarantee that the Fund will achieve a high degree of correlation. Failure to achieve a high degree of correlation may prevent the Fund from achieving its investment objective, and the percentage change of the Fund's NAV each day may differ, perhaps significantly in amount, and possibly even direction, from 200% of the percentage change of Underlying Stock on such day.

In order to achieve a high degree of correlation with Underlying Stock, the Fund seeks to rebalance its portfolio daily to keep exposure consistent with its investment objective. Being materially under- or overexposed to Underlying Stock may prevent the Fund from achieving a high degree of correlation with Underlying Stock and may expose the Fund to greater leverage risk. Market disruptions or closure, regulatory restrictions, market volatility, illiquidity in the markets for the financial instruments in which the Fund invests, and other factors will adversely affect the Fund's ability to adjust exposure to requisite levels. The target amount of portfolio exposure is impacted dynamically by Underlying Stock's movements, including intraday movements. Because of this, it is unlikely that the Fund will have perfect 200% exposure during the day or at the end of each day and the likelihood of being materially under- or overexposed is higher on days when Underlying Stock is volatile, particularly when Underlying Stock is volatile at or near the close of the trading day.

A number of other factors may also adversely affect the Fund's correlation with Underlying Stock, including fees, expenses, transaction costs, financing costs associated with the use of derivatives, income items, valuation methodology, accounting standards and disruptions or illiquidity in the markets for the securities or financial instruments in which the Fund invests. The Fund may take or refrain from taking positions in order to improve tax efficiency, comply with regulatory restrictions, or for other reasons, each of which may negatively affect the Fund's correlation with Underlying Stock. The Fund may also be subject to large movements of assets into and out of the Fund, potentially resulting in the Fund being under- or overexposed to Underlying Stock. Additionally, the Fund's underlying investments and/or reference assets may trade on markets that may not be open on the same day as the Fund, which may cause a difference between the changes in the daily performance of the Fund and changes in the performance of Underlying Stock. Any of these factors could decrease correlation between the performance of the Fund and Underlying Stock and may hinder the Fund's ability to meet its daily investment objective on or around that day.

Leverage Risk: The Fund obtains investment exposure in excess of its net assets by utilizing leverage and may lose more money in market conditions that are adverse to its investment objective than a fund that does not utilize leverage. An investment in the Fund is exposed to the risk that a decline in the daily performance of the Underlying Stock will be magnified. This means that an investment in the Fund will be reduced by an amount equal to 2% for every 1% daily decline in the Underlying Stock, not including the costs of financing leverage and other operating expenses, which would further reduce its value. The Fund could theoretically lose an amount greater than its net assets in the event the Underlying Stock declines more than 50%. Leverage will also have the effect of magnifying any differences in the Fund performance's correlation with the Underlying Stock.

Due to the limited availability of necessary investments or financial instruments, the Fund could, among other things, as a defensive measure, limit or suspend creations or redemptions of Creation Units until the adviser determines that the requisite exposure to the Underlying Stock is obtainable. During the period that creation or redemptions are affected, the Fund's shares could trade at a significant premium or discount to their net asset value or the bid-ask spread of the Fund's shares could widen significantly. In the case of a period during which creations are suspended, the Fund could experience significant redemptions, which may cause the Fund to sell portfolio securities at unfavorable prices and increased transaction and other costs and make greater taxable distributions to shareholders of the Fund.

Social Media and Computer Programming Company Risks: The performance of the Underlying Stock, and consequently the Fund's performance, is subject to the risks of the social media and computer programming sector. Such companies provide social networking, file sharing, and other web-based media applications. The risks related to investing in such companies include disruption in service caused by hardware or software failure, interruptions or delays in service by third-party data center hosting facilities and maintenance providers, security breaches involving certain private, sensitive, proprietary and confidential information managed and transmitted by social media companies, and privacy concerns and laws, evolving Internet regulation and other foreign or domestic regulations that may limit or otherwise affect the operations of such companies. Additionally, the collection of data from consumers and other sources could face increased scrutiny as regulators consider how the data is collected, stored, safeguarded and used. Furthermore, the business models employed by the companies in the social media and computer programming industries may not prove to be successful.

Counterparty Risk: A counterparty (the other party to a transaction or an agreement or the party with whom the Fund executes transactions) to a transaction (including repurchase transaction) with the Fund may be unable or unwilling to make timely principal, interest or settlement payments, or otherwise honor its obligations.

Derivatives Risk: The use of derivative instruments involves risks different from, or possibly greater than, the risks associated with investing directly in securities and other traditional investments. These risks include (i) the risk that the counterparty to a derivative transaction may not fulfill its contractual obligations; (ii) risk of mispricing or improper valuation; and (iii) the risk that changes in the value of the derivative may not correlate perfectly with the underlying asset, rate or index. Derivative prices are highly volatile and may fluctuate substantially during a short period of time. Such prices are influenced by numerous factors that affect the markets, including, but not limited to: changing supply and demand relationships; government programs and policies; national and international political and economic events, changes in interest rates, inflation and deflation and changes in supply and demand relationships. Trading derivative instruments involves risks different from, or possibly greater than, the risks associated with investing directly in securities.

The Fund will be subject to regulatory constraints relating to level of value at risk that the Fund may incur through its derivative portfolio. To the extent the Fund exceeds these regulatory thresholds over an extended period, the Fund may determine that it is necessary to make adjustments to the Fund's investment strategy.

Exchange Traded Fund Structure Risk: The Fund is structured as an exchange traded fund and as a result is subject to special risks, including:

- The market prices of shares will fluctuate in response to changes in NAV and supply and demand for shares and will include a "bid-ask spread" charged by the exchange specialists, market makers or other participants that trade the particular security. There may be times when the market price and the NAV vary significantly. This means that Shares may trade at a discount to NAV.
- In times of market stress, market makers may step away from their role market making in shares of exchange traded funds and in executing trades, which can lead to differences between the market value of Fund shares and the Fund's NAV.
- In stressed market conditions, the market for the Fund's shares may become less liquid in response to the deteriorating liquidity of the Fund's portfolio. This adverse effect on the liquidity of the Fund's shares may, in turn, lead to differences between the market value of the Fund's shares and the Fund's NAV.
- An active trading market for the Fund's shares may not be developed or maintained. Trading in Shares on the Exchange may be halted due to market conditions or for reasons that, in the view of the Exchange, make trading in Shares inadvisable, such as extraordinary market volatility. There can be no assurance that Shares will continue to meet the listing requirements of the Exchange. If the Fund's shares are traded outside a collateralized settlement system, the number of financial institutions that can act as authorized participants that can post collateral on an agency basis is limited, which may limit the market for the Fund's shares.

Fixed Income Securities Risk: When the Fund invests in fixed income securities, the value of your investment in the Fund will fluctuate with changes in interest rates. Typically, a rise in interest rates causes a decline in the value of fixed income securities owned by the Fund. In general, the market price of fixed income securities with longer maturities will increase or decrease more in response to changes in interest rates than shorter-term securities. Other risk factors include credit risk (the debtor may default), extension risk (an issuer may exercise its right to repay principal on a fixed rate obligation held by the Fund later than expected), and prepayment risk (the debtor may pay its obligation early, reducing the amount of interest payments). These risks could affect the value of a particular investment by the Fund, possibly causing the Fund's share price and total return to be reduced and fluctuate more than other types of investments.

Management Risk: The Adviser's judgments about the attractiveness, value and potential appreciation of a particular security or derivative in which the Fund invests may prove to be incorrect and may not produce the desired results.

Market and Geopolitical Risk: The increasing interconnectivity between global economies and financial markets increases the likelihood that events or conditions in one region or financial market may adversely impact issuers in a different country, region or financial market. Securities in the Fund's portfolio may underperform due to inflation (or expectations for inflation), interest rates, global demand for particular products or resources, natural disasters, pandemics, epidemics, terrorism, regulatory events and governmental or quasi-governmental actions. The occurrence of global events similar to those in recent years, such as terrorist attacks around the world, natural disasters, social and political discord or debt crises and downgrades, among others, may result in market volatility and may have long term effects on both the U.S. and global financial markets. It is difficult to predict when similar events affecting the U.S. or global financial markets may occur, the effects that such events may have and the duration of those effects.

Non-Diversified Risk: The Fund's portfolio focuses on the Underlying Stock and will be subject to potential for volatility than a diversified fund.

Swap Risk: Swaps are subject to tracking risk because they may not be perfect substitutes for the instruments they are intended to hedge or replace. Over the counter swaps are subject to counterparty default. Leverage inherent in derivatives will tend to magnify the Fund's losses.

Options Contracts Risk: The use of options contracts involves investment strategies and risks different from those associated with ordinary portfolio securities transactions. The prices of options are volatile and are influenced by, among other things, actual and anticipated changes in the value of the underlying instrument, including the anticipated volatility, which are affected by fiscal and monetary policies and by national and international political, changes in the actual or implied volatility or the reference asset, the time remaining until the expiration of the option contract and economic events. For the Fund, in particular, the value of the options contracts in which it invests is substantially influenced by the value of the Underlying Stock. The Fund may experience substantial downside from specific option positions and certain option positions held by the Fund may expire worthless. As an option approaches its expiration date, its value typically increasingly moves with the value of the underlying instrument. However, prior to such a date, the value of an option generally does not increase or decrease at the same rate as the underlying instrument. There may at times be an imperfect correlation between the movement in values of options contracts and the underlying instrument, and there may at times not be a liquid secondary market for certain options contracts. The value of the options held by the Fund will be determined based on market quotations or other recognized pricing methods. Furthermore, when the Fund seeks to trade out of positions, especially near expiration, there is an added risk that the Fund may be required to allocate resources unexpectedly to fulfill these obligations. This potential exposure to physical settlement can significantly impact the Fund's liquidity and market exposure, particularly in volatile market conditions. If the Fund sells non-cash settled options contracts, it would be obligated to receive shares of the Underlying Stock when the option is exercised. Consequently, there is a risk that the Fund may have to physically acquire the Underlying Stock shares at the strike price, which could result in the Fund holding the Underlying Stock, and an asset that has declined in value. The level of exposure obtained through option contracts should at most be equal to the Fund's Daily Leverage Factor times the Fund's net asset value.

Rebalancing Risk: If for any reason the Fund is unable to rebalance all or a portion of its portfolio, or if all or a portion of the portfolio is rebalanced incorrectly, the Fund's investment exposure may not be consistent with the Fund's investment objective. In these instances, the Fund may have investment exposure to the Underlying Stock that is significantly greater or less than its stated multiple. As a result, the Fund may be more exposed to leverage risk than if it had been properly rebalanced and may not achieve its investment objective.

Trading Halt Risk: Although the Underlying Stock's shares are listed for trading on an exchange, there can be no assurance that an active trading market for such shares will be available at all times and the exchange may halt trading of such shares in certain circumstances. A halt in trading in the Underlying Stock's shares is expected, in turn, to result in a halt in the trading in the Fund's shares. Trading in the Underlying Stock's and/or Fund's shares on the exchange may be halted due to market conditions or for reasons that, in the view of the exchange, make trading in the Underlying Stock's and/or Fund's shares inadvisable. In addition, trading in Underlying Stock's and/or Fund's shares on an exchange is subject to trading halts caused by extraordinary market volatility pursuant to exchange "circuit breaker" rules." In the event of a trading halt for an extended period of time, the Fund may be unable to execute arrangements with swap counterparties that are necessary to implement the Fund's investment strategy.

Tracking Error Risk: Tracking error is the divergence of the Fund's performance from that of its investment objective which aims to replicate 2 times the daily percentage change of the Underlying Stock. The performance of the Fund may diverge from that of its investment objective for a number of reasons. Tracking error may occur because of transaction costs, the Fund's holding of cash, differences in accrual of dividends, being under- or overexposed to the Underlying Stock or the need to meet new or existing regulatory requirements. Tracking error risk may be heightened during times of market volatility or other unusual market conditions such as market disruptions. The Fund may be required to deviate from its investment objectives as a result of market restrictions or other legal reasons, including regulatory limits or other restrictions on securities that may be purchased by the Adviser and its affiliates.

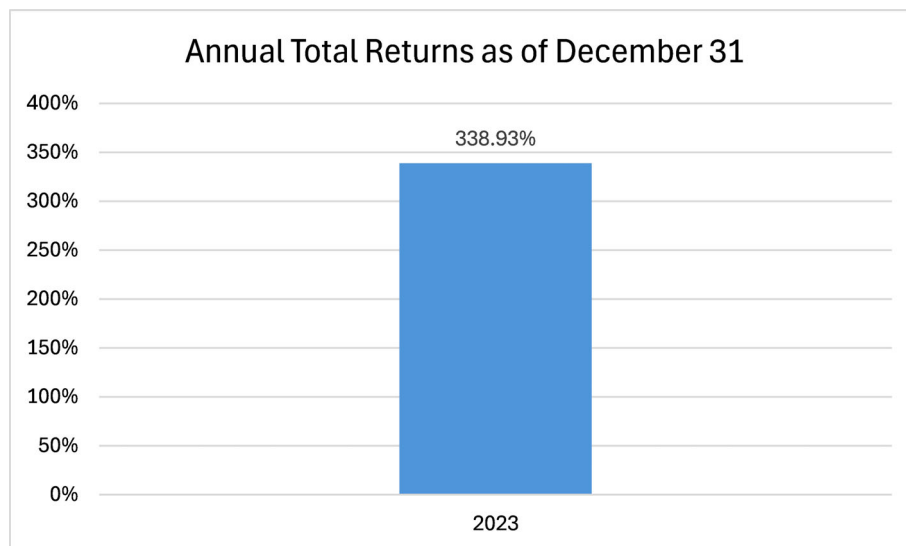
Investing in U.S. Equities Risk: Investing in U.S. issuers subjects the Fund to legal, regulatory, political, currency, security, and economic risks that are specific to the U.S. Certain changes in the U.S., such as a weakening of the U.S. economy or a decline in its financial markets, may have an adverse effect on U.S. issuers.

US Treasury Risk: U.S. Treasury obligations are backed by the "full faith and credit" of the U.S. government and generally have negligible credit risk. Securities issued or guaranteed by federal agencies or authorities and U.S. government-sponsored instrumentalities or enterprises may or may not be backed by the full faith and credit of the U.S. government. The Fund may be subject to such risk to the extent it invests in securities issued or guaranteed by federal agencies or authorities and U.S. government-sponsored instrumentalities or enterprises.

Tax Risk: In order to qualify for the favorable tax treatment generally available to regulated investment companies, the Fund must satisfy certain diversification and other requirements. In particular, the Fund generally may not acquire a security if, as a result of the acquisition, more than 50% of the value of the Fund's assets would be invested in (a) issuers in which the Fund has, in each case, invested more than 5% of the Fund's assets and (b) issuers more than 10% of whose outstanding voting securities are owned by the Fund. The application of these requirements to certain investments (including swaps) that may be entered into by the Fund is unclear. In addition, the application of these requirements to the Fund's investment objective is not clear, particularly because the Fund's investment objective focuses on the performance of the stock of a single issuer. If the Fund were to fail to qualify as a regulated investment company, it would be taxed in the same manner as an ordinary corporation, and distributions to its shareholders would not be deductible by the Fund in computing its taxable income.

Performance:

The following performance information indicates some of the risks of investing in the Fund. The bar chart shows the Fund's performance from year to year. The table illustrates how the Fund's average annual returns for the since inception and 1-year periods compared with those of the Index and a broad measure of market performance. The Fund's past performance, before and after taxes, does not necessarily indicate how it will perform in the future. Updated performance information is also available on the Fund's website at www.graniteshares.com or by calling the Fund toll free at 844-476-8747.



During the periods shown in the bar chart above, the Fund's highest quarterly return was 123.64% (quarter ended March 31, 2023) and the Fund's lowest quarterly return was 3.85% (quarter ended September 30, 2023). The calendar year-to-date total return of the Fund as of September 30, 2024, was 110.68%.

Average Annual Total Returns for the Periods Ended December 31, 2023

	1 Year	Since Inception (12/12/22)
Return Before Taxes	339.22%	333.33%
Return After Taxes on Distributions	278.91%	276.56%
Return After Taxes on Distributions and Sale of Fund Shares	201.44%	232.37%
S&P 500 (no fees, expenses, or taxes applied)	26.29%	20.45%

Investment Adviser: GraniteShares Advisors LLC

Portfolio Managers: Benoit Autier and Jeff Kleerman have been portfolio managers of the Fund since the Fund's inception in 2022. Ryan Dofflemeyer has been portfolio manager since September 2024.

Purchase and Sale of Fund Shares: The Fund is an ETF. Individual Shares of the Fund may only be bought and sold in the secondary market (i.e., on a national securities exchange) through a broker-dealer at a market price. Because ETF shares trade at market prices rather than at NAV, Shares may trade at a price greater than NAV (at a premium), at NAV or less than NAV (at a discount). An investor may incur costs attributable to the difference between the highest price a buyer is willing to pay to purchase Shares of the Fund (bid) and the lowest price a seller is willing to accept for Shares of the Fund (ask) when buying or selling Shares in the secondary market (the "bid-ask spread"). The bid-ask spread varies over time for Shares based on trading volume and market liquidity, and is generally lower if the Fund's Shares have more trading volume and market liquidity and higher if the Fund's Shares have little trading volume and market liquidity. Recent information regarding the Fund, including its NAV, market price, premiums and discounts, and bid/ask spreads, is available on the Fund's website at www.graniteshares.com.

Tax Information: The Fund's distributions will be taxable to you, generally as ordinary income unless you are invested through a tax-advantaged arrangement, such as a 401(k) plan, IRA or other tax-advantaged account; in such cases, you may be subject to tax when assets are withdrawn from such tax-advantaged arrangement. A sale of Shares may result in capital gain or loss.

Payments to Broker-Dealers and Other Financial Intermediaries: If you purchase Shares of the Fund through a broker-dealer or other financial intermediary (such as a bank) (an "Intermediary"), the adviser and/or its related companies may pay the Intermediary for the sale of Shares and related services. These payments may create a conflict of interest by influencing the Intermediary and your salesperson to recommend the Fund over another investment. Any such arrangements do not result in increased Fund expenses. Ask your salesperson or visit the Intermediary's website for more information.

GRANITESHARES 2X LONG GOOGL DAILY ETF - SUMMARY

Ticker: GOOL

Important Information Regarding the Fund

The GraniteShares 2x Long GOOGL Daily ETF (the “Fund”) seeks daily leveraged investment results of 2 times (200%) the daily percentage change of the common stock of Alphabet Inc. Class A (NASDAQ: GOOGL) (the “Underlying Stock”). Because the Fund seeks daily leveraged investment results it is very different from most other exchange-traded funds. It is also riskier than alternatives that do not use leverage. The return for investors that invest for periods longer or shorter than a trading day should not be expected to be 200% the performance of the Underlying Stock for the period. The return of the Fund for a period longer than a trading day will be the result of each trading day’s compounded return over the period, which will very likely differ from 200% the return of the Underlying Stock for that period. Longer holding periods, higher volatility of the Underlying Stock and leverage increase the impact of compounding on an investor’s returns. During periods of higher underlying stock volatility, the volatility of the Underlying Stock may affect the Fund’s return as much as, or more than, the return of the Underlying Stock.

The Fund is not suitable for all investors. The Fund is designed to be utilized only by knowledgeable investors who understand the potential consequences of seeking daily leveraged (2X) investment results, understand the risks associated with the use of leverage and are willing to monitor their portfolios frequently. The Fund is not intended to be used by, and is not appropriate for, investors who do not intend to actively monitor and manage their portfolios. For periods longer than a single day, the Fund will lose money if the Underlying Stock’s performance is flat, and it is possible that the Fund will lose money even if the Underlying Stock’s performance increases over a period longer than a single day. An investor could lose the full principal value of his/her investment within a single day.

Investment Objective

The Fund seeks daily investment results, before fees and expenses, of 2 times (200%) the daily percentage change of the common stock of Alphabet Inc. Class A (NASDAQ: GOOGL).

Fund Fees and Expenses

This table describes the fees and expenses that you may pay if you buy, hold, and sell shares of the Fund (“Shares”). The fees are expressed as a percentage of the Fund’s average daily net assets. Investors may pay other fees, such as brokerage commissions and other fees to financial intermediaries, which are not reflected in the table and example below.

Annual Fund Operating Expenses

(expenses that you pay each year as a percentage of the value of your investment)

Management Fee	0.99%
Distribution and/or Service (12b-1) Fees	0.00%
Other Expenses ⁽¹⁾	0.19%
Total Annual Fund Operating Expenses ⁽²⁾	1.18%
Fee Waiver/Reimbursements ⁽³⁾	-0.03%
Net Annual Fund Operating Expenses After Fee Waiver/Reimbursements ^{(1), (2), (3)}	1.15%

(1) Other Expenses are estimated for the Fund’s initial fiscal year.

(2) The cost of investing in swaps, including the embedded cost of the swap and the operating expenses of the referenced assets, is an indirect expense that is not included in the above fee table and is not reflected in the expense example. The total indirect cost of investing in swaps, including the embedded cost of the swap and the operating expenses of the referenced assets, is estimated to be 1.00% for the fiscal year ending June 30, 2025.

(3) GraniteShares Advisors LLC has contractually agreed to waive its fees and/or pay for operating expenses of the Fund to ensure that total annual fund operating expenses (exclusive of any (i) interest, (ii) brokerage fees and commission, (iii) acquired fund fees and expenses, (iv) fees and expenses associated with instruments in other collective investment vehicles or derivative instruments (including for example options and swap fees and expenses), (v) interest and dividend expense on short sales, (vi) taxes, (vii) other fees related to underlying investments (such as option fees and expenses or swap fees and expenses), (viii) expenses incurred in connection with any merger or reorganization or (ix) extraordinary expenses such as litigation) will not exceed 1.15%. This agreement is effective until December 31, 2025 and it may be terminated before that date only by the Trust’s Board of Trustees. GraniteShares Advisors LLC may request recoupment of previously waived fees and paid expenses from the Fund for three years from the date such fees and expenses were waived or paid, if such reimbursement will not cause the Fund’s total expense ratio to exceed the expense limitation in place at the time of the waiver and/or expense payment and the expense limitation in place at the time of the recoupment.

Example

This Example is intended to help you compare the cost of investing in the Fund with the cost of investing in mutual funds and other exchange traded funds.

The Example assumes that you invest \$10,000 in the Fund for the time periods indicated and then sell all of your Shares at the end of those periods. The Example also assumes that your investment has a 5% return each year and that the Fund's operating expenses remain the same. The figures shown would be the same whether or not you sold your Shares at the end of each period.

Although your actual costs may be higher or lower, based on these assumptions your costs would be:

	1 Year		3 Years
\$	117	\$	365

Portfolio Turnover

The Fund pays transaction costs, such as commissions, when it, buys and sells securities (or "turns over" its portfolio). A higher portfolio turnover rate may indicate higher transaction costs and may result in higher taxes when Shares are held in a taxable account. These costs, which are not reflected in annual fund operating expenses or in the Example, affect the Fund's performance. The Fund does not have any portfolio turnover because it has not yet been launched.

Principal Investment Strategies

The Fund is an actively managed exchange traded fund that attempts to replicate 2 times (200%) the daily percentage change of the Underlying Stock by entering into financial instruments such as swaps and options on the Underlying Stock as well as directly purchasing the Underlying Stock. At the end of each trading day, the notional exposure against the Underlying Stock obtained through the combination of these instruments will be approximately 200% of the Fund's net asset value. The Fund aims to generate 2 times the daily performance of the Underlying Stock for a single day. A "single day" is defined as being calculated "from the close of regular trading on one trading day to the close on the next trading day."

The Fund will aim to primarily obtain its notional exposure against the Underlying Stock through swap agreements. In case the Fund faces restriction in increasing its swap notional exposure, it may use option contracts on the Underlying Stock or buy the Underlying Stock directly.

Swaps

The Fund may enter into one or more swap agreements with major financial institutions for a specified period ranging from a day to more than one year whereby the Fund and the financial institution will agree to exchange the return (or differentials in rates of return) earned or realized on the Underlying Stock. The gross return to be exchanged or "swapped" between the parties is calculated with respect to a "notional amount," e.g., the return on or change in value of a particular dollar amount representing the Underlying Stock.

The Fund is expected to post between 35% and 45% of its assets as collateral under the swap agreements.

The Fund expects to use Cowen Financial Products LLC as its initial swap counterparty. Cowen Financial Products LLC is a conditionally registered swap dealer and is required to file certain reports from time to time with the Securities and Exchange Commission. Cowen Financial Products LLC is an indirect subsidiary of Toronto Dominion Bank, a Canadian company whose shares are listed for trade on the New York Stock Exchange (NYSE) under the symbol "TD." Debts of Cowen Financial Products LLC as it may relate to the Fund are not guaranteed by its parent company.

Options:

Depending on market conditions, market liquidity and operational constraints, the Fund may either buy deep in-the-money call option contracts, or simultaneously buy an at-the-money call option contract and sell an at-the-money put option contract (a strategy generally referred to as synthetic forward). All option contracts bought and sold will be against the Underlying Stock. The Fund will pay the premium for each call option contract bought and receive the premium for each put option sold. The Fund's participation in potential changes in the price of the Underlying Stock is based on the price of the Underlying Stock at the time the Fund buys the call and sells put option contracts, the strike price of the call (put) option contract and the Underlying Stock price at the time of the contract's expiration. The maturity of the option contract bought and sold may vary from 1-week to 1-month.

As part of the Fund's strategy, the Fund may buy a combination of standardized exchange-traded and FLExible EXchange® ("FLEX") call and put options contracts that are based on the value of the price returns of the Underlying Stock. The Fund will only buy and sell options contracts that are listed for trading on regulated U.S. exchanges. Traditional exchange-traded options contracts have standardized terms, such as the type (call or put), the reference asset, the strike price and expiration date. Exchange-listed options contracts are guaranteed for settlement by the Options Clearing Corporation ("OCC"). FLEX Options are a type of exchange-listed options contract with uniquely customizable terms that allow investors to customize key terms like type, strike price and expiration date that are standardized in a typical options contract. FLEX Options are also guaranteed for settlement by the OCC.

In general, an option is a contract that gives the purchaser (holder) of the option, in return for a premium, the right to buy from (call) or sell to (put) the seller (writer) of the option the security or currency underlying (in this case, the Underlying Stock) the option at a specified exercise price.

An option is said to be "European Style" when it can be exercised only at expiration whereas an "American Style" option can be exercised at any time prior to expiration. The Fund may use either European or American style options.

The Fund's cash balance may be invested in the following instruments: (1) U.S. Government securities, such as bills, notes and bonds issued by the U.S. Treasury; (2) money market funds; (3) short term bond ETFs; (4) corporate debt securities, such as commercial paper and other short-term unsecured promissory notes issued by businesses that are rated investment grade or of comparable quality as collateral for the Fund's swap agreements; (5) repurchase transactions, which are transactions under which the purchaser (*i.e.*, the Fund) acquires securities and the seller agrees, at the time of the sale, to repurchase the securities at a mutually agreed-upon time and price, thereby determining the yield during the purchaser's holding period, and/or; (6) US equities listed on a national security exchange, sovereign fixed income securities with a credit rating at least equal to the United States Federal Government, or corporate debt securities, such as commercial paper and other short-term unsecured promissory notes issued by businesses that are rated investment grade for the purposes of entering into swap agreements with the Fund's swap counterparties.

The Fund has adopted a policy to have at least 80% of its investment exposure to financial instruments with economic characteristics that should have 2 times the performance of the Underlying Stock.

Due to the Fund's investment exposure to the Underlying Stock, the Fund's investment exposure is concentrated in the computer programming industry.

Because of daily rebalancing and the compounding of each day's return over time, the return of the Fund for periods longer than a single day will be the result of each day's returns compounded over the period, which will very likely differ from 200% of the return of the Underlying Stock over the same period. The Fund will lose money if the Underlying Stock's performance is flat over time, and as a result of daily rebalancing, the Underlying Stock volatility and the effects of compounding, it is even possible that the Fund will lose money over time while the Underlying Stock's performance increases over a period longer than a single day.

THE FUND, THE GRANITESHARES ETF TRUST, AND GRANITESHARES ADVISORS LLC ARE NOT AFFILIATED WITH THE UNDERLYING STOCK.

This prospectus relates only to the Fund shares offered hereby and is not a prospectus for the common stock or other securities of Alphabet Inc. The common stock of Alphabet Inc. (GOOGL) is registered under the Securities Exchange Act of 1934, as amended (the "Exchange Act"). Information provided to or filed with the Securities and Exchange Commission by Alphabet Inc. pursuant to the Exchange Act can be located at the Securities and Exchange Commission's website at www.sec.gov. In addition, information regarding Alphabet Inc. may be obtained from other sources including, but not limited to, press releases, newspaper articles and other publicly disseminated documents.

PRINCIPAL RISKS OF INVESTING IN THE FUND.

As with all ETFs, there is the risk that you could lose money through your investment in the Fund. Many factors affect the Fund's NAV and performance.

Underlying Stock Risk: The Underlying Stock is subject to many risks that can negatively impact its revenue and viability including, but are not limited to price volatility risk, management risk, inflation risk, global economic risk, growth risk, supply and demand risk, operations risk, regulatory risk, environmental risk, terrorism risk and the risk of natural disasters. The Underlying Stock performance may be affected by changes in advertising revenues, increased competition and ability to retain users and customers, its ability to enforce the company's intellectual property rights, manufacturing and supply chain risks, global market conditions, cyber-attacks and changes in regulatory oversight. The Fund's daily returns may be affected by many factors but will depend on the performance and volatility of the Underlying Stock.

Effects of Compounding and Market Volatility Risk: The Fund aims to replicate the leveraged daily returns of the Underlying Stock and the Fund's performance for periods greater than a trading day will be the result of each day's returns compounded over the period, which is very likely to differ from the Underlying Stock's performance, before fees and expenses. Compounding affects all investments but has a more significant impact on funds that aims to track indices that replicate leverage daily returns. For a Fund aiming to replicate 2 times the daily performance of an Underlying Stock, if adverse daily performance of the Underlying Stock reduces the amount of a shareholder's investment, any further adverse daily performance will lead to a smaller dollar loss because the shareholder's investment had already been reduced by the prior adverse performance. Equally, however, if the favorable daily performance of the Underlying Stock increases the amount of a shareholder's investment, the dollar amount lost due to future adverse performance will increase because the shareholder's investment has increased.

The effect of compounding becomes pronounced as the Underlying Stock volatility and the holding period increase. The impact of compounding will impact each shareholder differently depending on the period of time an investment in the Fund is held and the volatility of the Underlying Stock during the shareholder's holding period of an investment in the Fund.

The chart below provides examples of how Underlying Stock volatility could affect the Fund's performance. Fund performance for periods greater than one single day can be estimated given any set of assumptions for the following factors: a) Underlying Stock volatility; b) Underlying Stock's performance; c) period of time; d) financing rates associated with leveraged exposure; e) other Fund expenses; and f) the Underlying Stock's dividends. The chart below illustrates the impact of two principal factors – Underlying Stock volatility and performance – on Fund performance. The chart shows estimated Fund returns for a number of combinations of Underlying Stock volatility and performance over a one-year period. Performance shown in the chart assumes that (i) there were no Fund expenses; and (ii) borrowing rates (needed to obtain a leveraged long exposure) of 0%. If Fund expenses and/or actual borrowing/lending rates were reflected, the estimated returns would be lower than those shown. Particularly during periods of higher Underlying Stock volatility, compounding will cause results for periods longer than a trading day to vary from the performance of the Underlying Stock.

As shown in the chart below, the Fund would be expected to lose 6.0% if the Underlying Stock provided no return over a one-year period during which the Underlying Stock experienced annualized volatility of 25%. At higher ranges of volatility, there is a chance of a significant loss of value in the Fund, even if the Underlying Stock return is flat.

For instance, if the Underlying Stock annualized volatility is 100%, the Fund would be expected to lose 63.3% of its value, even if the cumulative Underlying Stock return for the year was 0%. Areas shaded red (or dark gray) represent those scenarios where the Fund can be expected to return less than 200% of the performance of the Underlying Stock and those shaded green (or light gray) represent those scenarios where the Fund can be expected to return more than 200% of the performance of the Underlying Stock. The Fund's actual returns may be significantly better or worse than the returns shown below as a result of any of the factors discussed above or in "Tracking Error Risk" below.

One Year Performance of the Underlying Stock	200% of One Year Performance of the Underlying Stock	Volatility of the Underlying Stock (annualized)						
		10%	25%	50%	75%	100%	125%	150%
-95%	-190%	-99.8%	-99.8%	-99.8%	-99.9%	-99.9%	-100.0%	-100.0%
-90%	-180%	-99.0%	-99.1%	-99.2%	-99.5%	-99.6%	-99.8%	-99.9%
-80%	-160%	-96.1%	-96.3%	-96.9%	-97.8%	-98.6%	-99.2%	-99.6%
-70%	-140%	-91.1%	-91.6%	-93.0%	-94.9%	-96.8%	-98.2%	-99.1%
-60%	-120%	-84.2%	-85.0%	-87.6%	-91.0%	-94.2%	-96.8%	-98.4%
-50%	-100%	-75.3%	-76.6%	-80.6%	-85.9%	-90.9%	-94.9%	-97.5%
-40%	-80%	-64.4%	-66.2%	-72.0%	-79.6%	-86.9%	-92.6%	-96.4%
-30%	-60%	-51.4%	-54.0%	-61.9%	-72.1%	-82.1%	-90.0%	-95.1%
-20%	-40%	-36.7%	-39.8%	-50.1%	-63.7%	-76.7%	-86.8%	-93.5%
-10%	-20%	-19.8%	-23.9%	-36.9%	-53.8%	-70.5%	-83.4%	-91.8%
0%	0%	-1.0%	-6.0%	-22.1%	-43.3%	-63.3%	-79.2%	-89.6%
10%	20%	19.8%	13.7%	-5.5%	-31.1%	-55.4%	-74.9%	-87.7%
20%	40%	42.6%	35.3%	12.1%	-18.1%	-47.3%	-70.5%	-85.3%
30%	60%	67.2%	58.8%	31.4%	-3.9%	-38.4%	-65.2%	-82.4%
40%	80%	93.9%	84.0%	52.7%	12.5%	-28.4%	-59.6%	-80.0%
50%	100%	122.6%	111.2%	75.5%	28.4%	-17.6%	-53.1%	-76.5%
60%	120%	153.4%	140.4%	99.7%	46.5%	-6.8%	-38.9%	-69.3%
70%	140%	185.9%	171.4%	125.3%	65.4%	6.5%	-38.9%	-69.3%
80%	160%	220.4%	204.2%	152.5%	85.2%	20.1%	-32.4%	-66.5%
90%	180%	256.7%	239.1%	181.3%	105.4%	34.7%	-25.0%	-61.9%
95%	190%	295.2%	275.3%	211.8%	129.1%	48.1%	-18.1%	-59.1%

The Underlying Stock's annualized historical volatility rate for the five-year period ended July 31, 2024 was 32.5%. During the five-year period observed the Underlying Stock's highest volatility rate over a 12-month period was 35.7% and volatility for a shorter period of time may have been substantially higher. The Underlying Stock's annualized performance for the five-year ended July 31, 2024 was 23.9%. Historical volatility and performance are not indications of what the Underlying Stock volatility and performance will be in the future. The volatility of instruments that reflect the value of the Underlying Stock, such as swaps, may differ from the volatility of the Underlying Stock.

Correlation Risk: A number of factors may affect the Fund's ability to achieve a high degree of correlation with Underlying Stock, and there is no guarantee that the Fund will achieve a high degree of correlation. Failure to achieve a high degree of correlation may prevent the Fund from achieving its investment objective, and the percentage change of the Fund's NAV each day may differ, perhaps significantly in amount, and possibly even direction, from 200% of the percentage change of Underlying Stock on such day.

In order to achieve a high degree of correlation with Underlying Stock, the Fund seeks to rebalance its portfolio daily to keep exposure consistent with its investment objective. Being materially under- or overexposed to Underlying Stock may prevent the Fund from achieving a high degree of correlation with Underlying Stock and may expose the Fund to greater leverage risk. Market disruptions or closure, regulatory restrictions, market volatility, illiquidity in the markets for the financial instruments in which the Fund invests, and other factors will adversely affect the Fund's ability to adjust exposure to requisite levels. The target amount of portfolio exposure is impacted dynamically by Underlying Stock's movements, including intraday movements. Because of this, it is unlikely that the Fund will have perfect 200% exposure during the day or at the end of each day and the likelihood of being materially under- or overexposed is higher on days when Underlying Stock is volatile, particularly when Underlying Stock is volatile at or near the close of the trading day.

A number of other factors may also adversely affect the Fund's correlation with Underlying Stock, including fees, expenses, transaction costs, financing costs associated with the use of derivatives, income items, valuation methodology, accounting standards and disruptions or illiquidity in the markets for the securities or financial instruments in which the Fund invests. The Fund may take or refrain from taking positions in order to improve tax efficiency, comply with regulatory restrictions, or for other reasons, each of which may negatively affect the Fund's correlation with Underlying Stock. The Fund may also be subject to large movements of assets into and out of the Fund, potentially resulting in the Fund being under- or overexposed to Underlying Stock. Additionally, the Fund's underlying investments and/or reference assets may trade on markets that may not be open on the same day as the Fund, which may cause a difference between the changes in the daily performance of the Fund and changes in the performance of Underlying Stock. Any of these factors could decrease correlation between the performance of the Fund and Underlying Stock and may hinder the Fund's ability to meet its daily investment objective on or around that day.

Leverage Risk: The Fund obtains investment exposure in excess of its net assets by utilizing leverage and may lose more money in market conditions that are adverse to its investment objective than a fund that does not utilize leverage. An investment in the Fund is exposed to the risk that a decline in the daily performance of the Underlying Stock will be magnified. This means that an investment in the Fund will be reduced by an amount equal to 2% for every 1% daily decline in the Underlying Stock, not including the costs of financing leverage and other operating expenses, which would further reduce its value. The Fund could theoretically lose an amount greater than its net assets in the event the Underlying Stock declines more than 50%. Leverage will also have the effect of magnifying any differences in the Fund performance's correlation with the Underlying Stock.

Due to the limited availability of necessary investments or financial instruments, the Fund could, among other things, as a defensive measure, limit or suspend creations or redemptions of Creation Units until the adviser determines that the requisite exposure to the Underlying Stock is obtainable. During the period that creation or redemptions are affected, the Fund's shares could trade at a significant premium or discount to their net asset value or the bid-ask spread of the Fund's shares could widen significantly. In the case of a period during which creations are suspended, the Fund could experience significant redemptions, which may cause the Fund to sell portfolio securities at unfavorable prices and increased transaction and other costs and make greater taxable distributions to shareholders of the Fund.

Social Media and Computer Programming Company Risks: The performance of the Underlying Stock, and consequently the Fund's performance, is subject to the risks of the social media and computer programming sector. Such companies provide social networking, file sharing, and other web-based media applications. The risks related to investing in such companies include disruption in service caused by hardware or software failure, interruptions or delays in service by third-party data center hosting facilities and maintenance providers, security breaches involving certain private, sensitive, proprietary and confidential information managed and transmitted by social media companies, and privacy concerns and laws, evolving Internet regulation and other foreign or domestic regulations that may limit or otherwise affect the operations of such companies. Additionally, the collection of data from consumers and other sources could face increased scrutiny as regulators consider how the data is collected, stored, safeguarded and used. Furthermore, the business models employed by the companies in the social media and computer programming industries may not prove to be successful.

Counterparty Risk: A counterparty (the other party to a transaction or an agreement or the party with whom the Fund executes transactions) to a transaction (including repurchase transaction) with the Fund may be unable or unwilling to make timely principal, interest or settlement payments, or otherwise honor its obligations.

Derivatives Risk: The use of derivative instruments involves risks different from, or possibly greater than, the risks associated with investing directly in securities and other traditional investments. These risks include (i) the risk that the counterparty to a derivative transaction may not fulfill its contractual obligations; (ii) risk of mispricing or improper valuation; and (iii) the risk that changes in the value of the derivative may not correlate perfectly with the underlying asset, rate or index. Derivative prices are highly volatile and may fluctuate substantially during a short period of time. Such prices are influenced by numerous factors that affect the markets, including, but not limited to: changing supply and demand relationships; government programs and policies; national and international political and economic events, changes in interest rates, inflation and deflation and changes in supply and demand relationships. Trading derivative instruments involves risks different from, or possibly greater than, the risks associated with investing directly in securities.

The Fund will be subject to regulatory constraints relating to the level of value at risk that the Fund may incur through its derivative portfolio. To the extent the Fund exceeds these regulatory thresholds over an extended period, the Fund may determine that it is necessary to make adjustments to the Fund's investment strategy.

Exchange Traded Fund Structure Risk: The Fund is structured as an exchange traded fund and as a result is subject to special risks, including:

- The market prices of shares will fluctuate in response to changes in NAV and supply and demand for shares and will include a "bid-ask spread" charged by the exchange specialists, market makers or other participants that trade the particular security. There may be times when the market price and the NAV vary significantly. This means that Shares may trade at a discount to NAV.
- In times of market stress, market makers may step away from their role market making in shares of exchange traded funds and in executing trades, which can lead to differences between the market value of Fund shares and the Fund's NAV.
- In stressed market conditions, the market for the Fund's shares may become less liquid in response to the deteriorating liquidity of the Fund's portfolio. This adverse effect on the liquidity of the Fund's shares may, in turn, lead to differences between the market value of the Fund's shares and the Fund's NAV.
- An active trading market for the Fund's shares may not be developed or maintained. Trading in Shares on the Exchange may be halted due to market conditions or for reasons that, in the view of the Exchange, make trading in Shares inadvisable, such as extraordinary market volatility. There can be no assurance that Shares will continue to meet the listing requirements of the Exchange. If the Fund's shares are traded outside a collateralized settlement system, the number of financial institutions that can act as authorized participants that can post collateral on an agency basis is limited, which may limit the market for the Fund's shares.

Fixed Income Securities Risk: When the Fund invests in fixed income securities, the value of your investment in the Fund will fluctuate with changes in interest rates. Typically, a rise in interest rates causes a decline in the value of fixed income securities owned by the Fund. In general, the market price of fixed income securities with longer maturities will increase or decrease more in response to changes in interest rates than shorter-term securities. Other risk factors include credit risk (the debtor may default), extension risk (an issuer may exercise its right to repay principal on a fixed rate obligation held by the Fund later than expected), and prepayment risk (the debtor may pay its obligation early, reducing the amount of interest payments). These risks could affect the value of a particular investment by the Fund, possibly causing the Fund's share price and total return to be reduced and fluctuate more than other types of investments.

Management Risk: The Adviser's judgments about the attractiveness, value and potential appreciation of a particular security or derivative in which the Fund invests may prove to be incorrect and may not produce the desired results.

Market and Geopolitical Risk: The increasing interconnectivity between global economies and financial markets increases the likelihood that events or conditions in one region or financial market may adversely impact issuers in a different country, region or financial market. Securities in the Fund's portfolio may underperform due to inflation (or expectations for inflation), interest rates, global demand for particular products or resources, natural disasters, pandemics, epidemics, terrorism, regulatory events and governmental or quasi-governmental actions. The occurrence of global events similar to those in recent years, such as terrorist attacks around the world, natural disasters, social and political discord or debt crises and downgrades, among others, may result in market volatility and may have long term effects on both the U.S. and global financial markets. It is difficult to predict when similar events affecting the U.S. or global financial markets may occur, the effects that such events may have and the duration of those effects.

Non-Diversified Risk: The Fund's portfolio focuses on the Underlying Stock and will be subject to potential for volatility than a diversified fund.

Swap Risk: Swaps are subject to tracking risk because they may not be perfect substitutes for the instruments they are intended to hedge or replace. Over the counter swaps are subject to counterparty default. Leverage inherent in derivatives will tend to magnify the Fund's losses.

Options Contracts Risk: The use of options contracts involves investment strategies and risks different from those associated with ordinary portfolio securities transactions. The prices of options are volatile and are influenced by, among other things, actual and anticipated changes in the value of the underlying instrument, including the anticipated volatility, which are affected by fiscal and monetary policies and by national and international political, changes in the actual or implied volatility or the reference asset, the time remaining until the expiration of the option contract and economic events. For the Fund, in particular, the value of the options contracts in which it invests is substantially influenced by the value of the Underlying Stock. The Fund may experience substantial downside from specific option positions and certain option positions held by the Fund may expire worthless. As an option approaches its expiration date, its value typically increasingly moves with the value of the underlying instrument. However, prior to such a date, the value of an option generally does not increase or decrease at the same rate as the underlying instrument. There may at times be an imperfect correlation between the movement in values of options contracts and the underlying instrument, and there may at times not be a liquid secondary market for certain options contracts. The value of the options held by the Fund will be determined based on market quotations or other recognized pricing methods. Furthermore, when the Fund seeks to trade out of positions, especially near expiration, there is an added risk that the Fund may be required to allocate resources unexpectedly to fulfill these obligations. This potential exposure to physical settlement can significantly impact the Fund's liquidity and market exposure, particularly in volatile market conditions. If the Fund sells non-cash settled options contracts, it would be obligated to receive shares of the Underlying Stock when the option is exercised. Consequently, there is a risk that the Fund may have to physically acquire the Underlying Stock shares at the strike price, which could result in the Fund holding the Underlying Stock, and an asset that has declined in value. The level of exposure obtained through option contracts should at most be equal to the Fund's Daily Leverage Factor times the Fund's net asset value.

Rebalancing Risk: If for any reason the Fund is unable to rebalance all or a portion of its portfolio, or if all or a portion of the portfolio is rebalanced incorrectly, the Fund's investment exposure may not be consistent with the Fund's investment objective. In these instances, the Fund may have investment exposure to the Underlying Stock that is significantly greater or less than its stated multiple. As a result, the Fund may be more exposed to leverage risk than if it had been properly rebalanced and may not achieve its investment objective.

Trading Halt Risk: Although the Underlying Stock's shares are listed for trading on an exchange, there can be no assurance that an active trading market for such shares will be available at all times and the exchange may halt trading of such shares in certain circumstances. A halt in trading in the Underlying Stock's shares is expected, in turn, to result in a halt in the trading in the Fund's shares. Trading in the Underlying Stock's and/or Fund's shares on the exchange may be halted due to market conditions or for reasons that, in the view of the exchange, make trading in the Underlying Stock's and/or Fund's shares inadvisable. In addition, trading in Underlying Stock's and/or Fund's shares on an exchange is subject to trading halts caused by extraordinary market volatility pursuant to exchange "circuit breaker" rules." In the event of a trading halt for an extended period of time, the Fund may be unable to execute arrangements with swap counterparties that are necessary to implement the Fund's investment strategy.

Tracking Error Risk: Tracking error is the divergence of the Fund's performance from that of its investment objective which aims to replicate 2 times the daily percentage change of the Underlying Stock. The performance of the Fund may diverge from that of its investment objective for a number of reasons. Tracking error may occur because of transaction costs, the Fund's holding of cash, differences in accrual of dividends, being under- or overexposed to the Underlying Stock or the need to meet new or existing regulatory requirements. Tracking error risk may be heightened during times of market volatility or other unusual market conditions such as market disruptions. The Fund may be required to deviate from its investment objective as a result of market restrictions or other legal reasons, including regulatory limits or other restrictions on securities that may be purchased by the Adviser and its affiliates.

Investing in U.S. Equities Risk: Investing in U.S. issuers subjects the Fund to legal, regulatory, political, currency, security, and economic risks that are specific to the U.S. Certain changes in the U.S., such as a weakening of the U.S. economy or a decline in its financial markets, may have an adverse effect on U.S. issuers.

US Treasury Risk: U.S. Treasury obligations are backed by the "full faith and credit" of the U.S. government and generally have negligible credit risk. Securities issued or guaranteed by federal agencies or authorities and U.S. government-sponsored instrumentalities or enterprises may or may not be backed by the full faith and credit of the U.S. government. The Fund may be subject to such risk to the extent it invests in securities issued or guaranteed by federal agencies or authorities and U.S. government-sponsored instrumentalities or enterprises.

Tax Risk: In order to qualify for the favorable tax treatment generally available to regulated investment companies, the Fund must satisfy certain diversification and other requirements. In particular, the Fund generally may not acquire a security if, as a result of the acquisition, more than 50% of the value of the Fund's assets would be invested in (a) issuers in which the Fund has, in each case, invested more than 5% of the Fund's assets and (b) issuers more than 10% of whose outstanding voting securities are owned by the Fund. The application of these requirements to certain investments (including swaps) that may be entered into by the Fund is unclear. In addition, the application of these requirements to the Fund's investment objective is not clear, particularly because the Fund's investment objective focuses on the performance of the stock of a single issuer. If the Fund were to fail to qualify as a regulated investment company, it would be taxed in the same manner as an ordinary corporation, and distributions to its shareholders would not be deductible by the Fund in computing its taxable income.

Performance: Because the Fund has not yet launched, the performance section is omitted. In the future, performance information will be presented in this section of this Prospectus. Updated performance information, when available, will be available online at www.graniteshares.com or by calling 844-476-8747.

Investment Adviser: GraniteShares Advisors LLC

Portfolio Managers: Benoit Autier and Jeff Klearman have been portfolio managers of the Fund since the Fund's inception in 2022. Ryan Dofflemeyer has been portfolio manager since September 2024.

Purchase and Sale of Fund Shares: The Fund is an ETF. Individual Shares of the Fund may only be bought and sold in the secondary market (i.e., on a national securities exchange) through a broker-dealer at a market price. Because ETF shares trade at market prices rather than at NAV, Shares may trade at a price greater than NAV (at a premium), at NAV or less than NAV (at a discount). An investor may incur costs attributable to the difference between the highest price a buyer is willing to pay to purchase Shares of the Fund (bid) and the lowest price a seller is willing to accept for Shares of the Fund (ask) when buying or selling Shares in the secondary market (the "bid-ask spread"). The bid-ask spread varies over time for Shares based on trading volume and market liquidity, and is generally lower if the Fund's Shares have more trading volume and market liquidity and higher if the Fund's Shares have little trading volume and market liquidity. Recent information regarding the Fund, including its NAV, market price, premiums and discounts, and bid/ask spreads, is available on the Fund's website at www.graniteshares.com.

Tax Information: The Fund's distributions will be taxable to you, generally as ordinary income unless you are invested through a tax-advantaged arrangement, such as a 401(k) plan, IRA or other tax-advantaged account; in such cases, you may be subject to tax when assets are withdrawn from such tax-advantaged arrangement. A sale of Shares may result in capital gain or loss.

Payments to Broker-Dealers and Other Financial Intermediaries: If you purchase Shares of the Fund through a broker-dealer or other financial intermediary (such as a bank) (an "Intermediary"), the adviser and/or its related companies may pay the Intermediary for the sale of Shares and related services. These payments may create a conflict of interest by influencing the Intermediary and your salesperson to recommend the Fund over another investment. Any such arrangements do not result in increased Fund expenses. Ask your salesperson or visit the Intermediary's website for more information.

GRANITESHARES 2X LONG AMZN DAILY ETF- SUMMARY

Ticker: AMZZ

Exchange: Nasdaq Stock Market LLC

Important Information Regarding the Fund

The GraniteShares 2x Long AMZN Daily ETF (the “Fund”) seeks daily investment results of 2 times (200%) the daily percentage change of the common stock of Amazon.com, Inc. (NASDAQ: AMZN) (the “Underlying Stock”). Because the Fund seeks daily leveraged investment results it is very different from most other exchange-traded funds. It is also riskier than alternatives that do not use leverage. The return for investors that invest for periods longer or shorter than a trading day should not be expected to be 200% the performance of the Underlying Stock for the period. The return of the Fund for a period longer than a trading day will be the result of each trading day’s compounded return over the period, which will very likely differ from 200% the return of the Underlying Stock for that period. Longer holding periods, higher volatility of the Underlying Stock and leverage increase the impact of compounding on an investor’s returns. During periods of higher underlying stock volatility, the volatility of the Underlying Stock may affect the Fund’s return as much as, or more than, the return of the Underlying Stock.

The Fund is not suitable for all investors. The Fund is designed to be utilized only by knowledgeable investors who understand the potential consequences of seeking daily leveraged (2X) investment results, understand the risks associated with the use of leverage and are willing to monitor their portfolios frequently. The Fund is not intended to be used by, and is not appropriate for, investors who do not intend to actively monitor and manage their portfolios. For periods longer than a single day, the Fund will lose money if the Underlying Stock’s performance is flat, and it is possible that the Fund will lose money even if the Underlying Stock’s performance increases over a period longer than a single day. An investor could lose the full principal value of his/her investment within a single day.

Investment Objective

The Fund seeks daily investment results, before fees and expenses, of 2 times (200%) the daily percentage change of the common stock of Amazon.com, Inc. (NASDAQ: AMZN).

Fund Fees and Expenses

This table describes the fees and expenses that you may pay if you buy, hold, and sell shares of the Fund (“Shares”). The fees are expressed as a percentage of the Fund’s average daily net assets. Investors may pay other fees, such as brokerage commissions and other fees to financial intermediaries, which are not reflected in the table and example below.

Annual Fund Operating Expenses

(expenses that you pay each year as a percentage of the value of your investment)

Management Fee	0.99%
Distribution and/or Service (12b-1) Fees	0.00%
Other Expenses	1.29%
Total Annual Fund Operating Expenses ⁽¹⁾	2.28%
Fee Waiver/Reimbursements ⁽²⁾	-1.13%
Net Annual Fund Operating Expenses After Fee Waiver/Reimbursements ^{(1), (2)}	1.15%

(1) The cost of investing in swaps, including the embedded cost of the swap and the operating expenses of the referenced assets, is an indirect expense that is not included in the above fee table and is not reflected in the expense example. The total indirect cost of investing in swaps, including the embedded cost of the swap and the operating expenses of the referenced assets, is estimated to be 1.00% for the fiscal year ending June 30, 2025.

(2) GraniteShares Advisors LLC has contractually agreed to waive its fees and/or pay for operating expenses of the Fund to ensure that total annual fund operating expenses (exclusive of any (i) interest, (ii) brokerage fees and commission, (iii) acquired fund fees and expenses, (iv) fees and expenses associated with instruments in other collective investment vehicles or derivative instruments (including for example options and swap fees and expenses), (v) interest and dividend expense on short sales, (vi) taxes, (vii) other fees related to underlying investments (such as option fees and expenses or swap fees and expenses), (viii) expenses incurred in connection with any merger or reorganization or (ix) extraordinary expenses such as litigation) will not exceed 1.15%. This agreement is effective until December 31, 2025 and it may be terminated before that date only by the Trust’s Board of Trustees. GraniteShares Advisors LLC may request recoupment of previously waived fees and paid expenses from the Fund for three years from the date such fees and expenses were waived or paid, if such reimbursement will not cause the Fund’s total expense ratio to exceed the expense limitation in place at the time of the waiver and/or expense payment and the expense limitation in place at the time of the recoupment.

Example

This Example is intended to help you compare the cost of investing in the Fund with the cost of investing in mutual funds and other exchange traded funds.

The Example assumes that you invest \$10,000 in the Fund for the time periods indicated and then sell all of your Shares at the end of those periods. The Example also assumes that your investment has a 5% return each year and that the Fund's operating expenses remain the same. The figures shown would be the same whether or not you sold your Shares at the end of each period.

Although your actual costs may be higher or lower, based on these assumptions your costs would be:

1 Year		3 Years		5 Year		10 Years	
\$	117	\$	365	\$	890	\$	2,329

Portfolio Turnover

The Fund pays transaction costs, such as commissions, when it, buys and sells securities (or "turns over" its portfolio). A higher portfolio turnover rate may indicate higher transaction costs and may result in higher taxes when Shares are held in a taxable account. These costs, which are not reflected in annual fund operating expenses or in the Example, affect the Fund's performance. During the most recent fiscal year, the Fund's portfolio turnover rate was 0% of the average value of its portfolio, since the Fund invested only in instruments that are excluded from portfolio turnover rate calculations. However, if the Fund's use of derivatives were reflected, the Fund's portfolio turnover rate would be higher.

Principal Investment Strategies

The Fund is an actively managed exchange traded fund that attempts to replicate 2 times (200%) the daily percentage change of the Underlying Stock by entering financial instruments such as swaps and options on the Underlying Stock as well as directly purchasing the Underlying Stock. At the end of each trading day, the notional exposure against the Underlying Stock obtained through the combination of these instruments will be approximately 200% of the Fund's net asset value. The Fund aims to generate 2 times the daily performance of the Underlying Stock for a single day. A "single day" is defined as being calculated "from the close of regular trading on one trading day to the close on the next trading day."

The Fund will aim to primarily obtain its notional exposure against the Underlying Stock through swap agreements. In case the Fund faces restriction in increasing its swap notional exposure, it may use option contracts on the Underlying Stock or buy the Underlying Stock directly.

Swaps

The Fund may enter into one or more swap agreements with major financial institutions for a specified period ranging from a day to more than one year whereby the Fund and the financial institution will agree to exchange the return (or differentials in rates of return) earned or realized on the Underlying Stock. The gross return to be exchanged or "swapped" between the parties is calculated with respect to a "notional amount," e.g., the return on or change in value of a particular dollar amount representing the Underlying Stock.

The Fund is expected to post between 25% and 40% of its assets as collateral under the swap agreements.

The Fund expects to use Cowen Financial Products LLC as its initial swap counterparty. Cowen Financial Products LLC is a conditionally registered swap dealer and is required to file certain reports from time to time with the Securities and Exchange Commission. Cowen Financial Products LLC is an indirect subsidiary of Toronto Dominion Bank, a Canadian company whose shares are listed for trade on the New York Stock Exchange (NYSE) under the symbol "TD." Debts of Cowen Financial Products LLC as it may relate to the Fund are not guaranteed by its parent company.

Options:

Depending on market conditions, market liquidity and operational constraints, the Fund may either buy deep in-the-money call option contracts, or simultaneously buy an at-the-money call option contract and sell an at-the-money put option contract (a strategy generally referred to as synthetic forward). All option contracts bought and sold will be against the Underlying Stock. The Fund will pay the premium for each call option contract bought and receive the premium for each put option sold. The Fund's participation in potential changes in the price of the Underlying Stock is based on the price of the Underlying Stock at the time the Fund buys the call and sells put option contracts, the strike price of the call (put) option contract and the Underlying Stock price at the time of the contract's expiration. The maturity of the option contract bought and sold may vary from 1-week to 1-month.

As part of the Fund's strategy, the Fund may buy a combination of standardized exchange-traded and Flexible EXchange® ("FLEX") call and put options contracts that are based on the value of the price returns of the Underlying Stock. The Fund will only buy and sell options contracts that are listed for trading on regulated U.S. exchanges. Traditional exchange-traded options contracts have standardized terms, such as the type (call or put), the reference asset, the strike price and expiration date. Exchange-listed options contracts are guaranteed for settlement by the Options Clearing Corporation ("OCC"). FLEX Options are a type of exchange-listed options contract with uniquely customizable terms that allow investors to customize key terms like type, strike price and expiration date that are standardized in a typical options contract. FLEX Options are also guaranteed for settlement by the OCC.

In general, an option is a contract that gives the purchaser (holder) of the option, in return for a premium, the right to buy from (call) or sell to (put) the seller (writer) of the option the security or currency underlying (in this case, the Underlying Stock) the option at a specified exercise price.

An option is said to be "European Style" when it can be exercised only at expiration whereas an "American Style" option can be exercised at any time prior to expiration. The Fund may use either European or American style options.

The Fund's cash balance may be invested in the following instruments: (1) U.S. Government securities, such as bills, notes and bonds issued by the U.S. Treasury; (2) money market funds; (3) short term bond ETFs; (4) corporate debt securities, such as commercial paper and other short-term unsecured promissory notes issued by businesses that are rated investment grade or of comparable quality as collateral for the Fund's swap agreements; (5) repurchase transactions, which are transactions under which the purchaser (i.e., the Fund) acquires securities and the seller agrees, at the time of the sale, to repurchase the securities at a mutually agreed-upon time and price, thereby determining the yield during the purchaser's holding period, and/or; (6) US equities listed on a national security exchange, sovereign fixed income securities with a credit rating at least equal to the United States Federal Government, or corporate debt securities, such as commercial paper and other short-term unsecured promissory notes issued by businesses that are rated investment grade for the purposes of entering into swap agreements with the Fund's swap counterparties.

The Fund has adopted a policy to have at least 80% of its investment exposure to financial instruments with economic characteristics that should have 2 times the performance of the Underlying Stock.

Due to the Fund's investment exposure to the Underlying Stock, the Fund's investment exposure is concentrated in the retail industry.

Because of daily rebalancing and the compounding of each day's return over time, the return of the Fund for periods longer than a single day will be the result of each day's returns compounded over the period, which will very likely differ from 200% of the return of the Underlying Stock over the same period. The Fund will lose money if the Underlying Stock's performance is flat over time, and as a result of daily rebalancing, the Underlying Stock volatility and the effects of compounding, it is even possible that the Fund will lose money over time while the Underlying Stock's performance increases over a period longer than a single day.

THE FUND, THE GRANITESHARES ETF TRUST, AND GRANITESHARES ADVISORS LLC ARE NOT AFFILIATED WITH THE UNDERLYING STOCK.

This prospectus relates only to the Fund shares offered hereby and is not a prospectus for the common stock or other securities of Amazon.com, Inc. The common stock of Amazon.com, Inc. (AMZN) is registered under the Securities Exchange Act of 1934, as amended (the "Exchange Act"). Information provided to or filed with the Securities and Exchange Commission by Amazon.com, Inc. pursuant to the Exchange Act can be located at the Securities and Exchange Commission's website at www.sec.gov. In addition, information regarding Amazon.com, Inc. may be obtained from other sources including, but not limited to, press releases, newspaper articles and other publicly disseminated documents.

PRINCIPAL RISKS OF INVESTING IN THE FUND

As with all ETFs, there is the risk that you could lose money through your investment in the Fund. Many factors affect the Fund's NAV and performance.

Underlying Stock Risk: The Underlying Stock is subject to many risks that can negatively impact its revenue and viability including, but are not limited to price volatility risk, management risk, inflation risk, global economic risk, growth risk, supply and demand risk, operations risk, regulatory risk, environmental risk, terrorism risk and the risk of natural disasters. The Underlying Stock performance may be affected by the company's ability to expand into new products, services or technologies, increased competition in the e-commerce industry, successfully operate its fulfillment and data centers, cybersecurity attacks, changes in supplier relationships, demand for certain consumer products, product liability issues, changes in tax liability and evolving government regulations. The Fund's daily returns may be affected by many factors but will depend on the performance and volatility of the Underlying Stock.

Effects of Compounding and Market Volatility Risk: The Fund aims to replicate the leveraged daily returns of the Underlying Stock and the Fund's performance for periods greater than a trading day will be the result of each day's returns compounded over the period, which is very likely to differ from the Underlying Stock's performance, before fees and expenses. Compounding affects all investments but has a more significant impact on funds that aim to replicate leverage daily returns. For a Fund aiming to replicate 1.5 times the daily performance of an Underlying Stock, if adverse daily performance of the Underlying Stock reduces the amount of a shareholder's investment, any further adverse daily performance will lead to a smaller dollar loss because the shareholder's investment had already been reduced by the prior adverse performance. Equally, however, if the favorable daily performance of the Underlying Stock increases the amount of a shareholder's investment, the dollar amount lost due to future adverse performance will increase because the shareholder's investment has increased.

The effect of compounding becomes pronounced as the Underlying Stock volatility and the holding period increase. The impact of compounding will impact each shareholder differently depending on the period of time an investment in the Fund is held and the volatility of the Underlying Stock during the shareholder's holding period of an investment in the Fund.

The chart below provides examples of how Underlying Stock volatility could affect the Fund's performance. Fund performance for periods greater than one single day can be estimated given any set of assumptions for the following factors: a) Underlying Stock volatility; b) Underlying Stock's performance; c) period of time; d) financing rates associated with leveraged exposure; e) other Fund expenses; and f) the Underlying Stock's dividends. The chart below illustrates the impact of two principal factors – Underlying Stock volatility and performance – on Fund performance. The chart shows estimated Fund returns for a number of combinations of Underlying Stock volatility and performance over a one-year period. Performance shown in the chart assumes that (i) there were no Fund expenses; and (ii) borrowing rates (needed to obtain a leveraged long exposure) of 0%. If Fund expenses and/or actual borrowing/lending rates were reflected, the estimated returns would be lower than those shown. Particularly during periods of higher Underlying Stock volatility, compounding will cause results for periods longer than a trading day to vary from the performance of the Underlying Stock.

As shown in the chart below, the Fund would be expected to lose 6.0% if the Underlying Stock provided no return over a one-year period during which the Underlying Stock experienced annualized volatility of 25%. At higher ranges of volatility, there is a chance of a significant loss of value in the Fund, even if the Underlying Stock return is flat.

For instance, if the Underlying Stock annualized volatility is 100%, the Fund would be expected to lose 63.3% of its value, even if the cumulative Underlying Stock return for the year was 0%. Areas shaded red (or dark gray) represent those scenarios where the Fund can be expected to return less than 200% of the performance of the Underlying Stock and those shaded green (or light gray) represent those scenarios where the Fund can be expected to return more than 200% of the performance of the Underlying Stock. The Fund's actual returns may be significantly better or worse than the returns shown below as a result of any of the factors discussed above or in "Tracking Error Risk" below.

One Year Performance of the Underlying Stock	200% of One Year Performance of the Underlying Stock	Volatility of the Underlying Stock (annualized)						
		10%	25%	50%	75%	100%	125%	150%
-95%	-190%	-99.8%	-99.8%	-99.8%	-99.9%	-99.9%	-100.0%	-100.0%
-90%	-180%	-99.0%	-99.1%	-99.2%	-99.5%	-99.6%	-99.8%	-99.9%
-80%	-160%	-96.1%	-96.3%	-96.9%	-97.8%	-98.6%	-99.2%	-99.6%
-70%	-140%	-91.1%	-91.6%	-93.0%	-94.9%	-96.8%	-98.2%	-99.1%
-60%	-120%	-84.2%	-85.0%	-87.6%	-91.0%	-94.2%	-96.8%	-98.4%
-50%	-100%	-75.3%	-76.6%	-80.6%	-85.9%	-90.9%	-94.9%	-97.5%
-40%	-80%	-64.4%	-66.2%	-72.0%	-79.6%	-86.9%	-92.6%	-96.4%
-30%	-60%	-51.4%	-54.0%	-61.9%	-72.1%	-82.1%	-90.0%	-95.1%
-20%	-40%	-36.7%	-39.8%	-50.1%	-63.7%	-76.7%	-86.8%	-93.5%
-10%	-20%	-19.8%	-23.9%	-36.9%	-53.8%	-70.5%	-83.4%	-91.8%
0%	0%	-1.0%	-6.0%	-22.1%	-43.3%	-63.3%	-79.2%	-89.6%
10%	20%	19.8%	13.7%	-5.5%	-31.1%	-55.4%	-74.9%	-87.7%
20%	40%	42.6%	35.3%	12.1%	-18.1%	-47.3%	-70.5%	-85.3%
30%	60%	67.2%	58.8%	31.4%	-3.9%	-38.4%	-65.2%	-82.4%
40%	80%	93.9%	84.0%	52.7%	12.5%	-28.4%	-59.6%	-80.0%
50%	100%	122.6%	111.2%	75.5%	28.4%	-17.6%	-53.1%	-76.5%
60%	120%	153.4%	140.4%	99.7%	46.5%	-6.8%	-38.9%	-69.3%
70%	140%	185.9%	171.4%	125.3%	65.4%	6.5%	-38.9%	-69.3%
80%	160%	220.4%	204.2%	152.5%	85.2%	20.1%	-32.4%	-66.5%
90%	180%	256.7%	239.1%	181.3%	105.4%	34.7%	-25.0%	-61.9%
95%	190%	295.2%	275.3%	211.8%	129.1%	48.1%	-18.1%	-59.1%

The Underlying Stock's annualized historical volatility rate for the five-year period ended July 31, 2024 was 35.8%. During the five-year period observed the Underlying Stock's highest volatility rate over a 12-month period was 43.2% and volatility for a shorter period of time may have been substantially higher. The Underlying Stock's annualized performance for the five-year ended July 31, 2024 was 15.0%. Historical volatility and performance are not indications of what the Underlying Stock volatility and performance will be in the future. The volatility of instruments that reflect the value of the Underlying Stock, such as swaps, may differ from the volatility of the Underlying Stock.

Correlation Risk: A number of factors may affect the Fund's ability to achieve a high degree of correlation with Underlying Stock, and there is no guarantee that the Fund will achieve a high degree of correlation. Failure to achieve a high degree of correlation may prevent the Fund from achieving its investment objective, and the percentage change of the Fund's NAV each day may differ, perhaps significantly in amount, and possibly even direction, from 200% of the percentage change of Underlying Stock on such day.

In order to achieve a high degree of correlation with Underlying Stock, the Fund seeks to rebalance its portfolio daily to keep exposure consistent with its investment objective. Being materially under- or overexposed to Underlying Stock may prevent the Fund from achieving a high degree of correlation with Underlying Stock and may expose the Fund to greater leverage risk. Market disruptions or closure, regulatory restrictions, market volatility, illiquidity in the markets for the financial instruments in which the Fund invests, and other factors will adversely affect the Fund's ability to adjust exposure to requisite levels. The target amount of portfolio exposure is impacted dynamically by Underlying Stock's movements, including intraday movements. Because of this, it is unlikely that the Fund will have perfect 200% exposure during the day or at the end of each day and the likelihood of being materially under- or overexposed is higher on days when Underlying Stock is volatile, particularly when Underlying Stock is volatile at or near the close of the trading day.

A number of other factors may also adversely affect the Fund's correlation with Underlying Stock, including fees, expenses, transaction costs, financing costs associated with the use of derivatives, income items, valuation methodology, accounting standards and disruptions or illiquidity in the markets for the securities or financial instruments in which the Fund invests. The Fund may take or refrain from taking positions in order to improve tax efficiency, comply with regulatory restrictions, or for other reasons, each of which may negatively affect the Fund's correlation with Underlying Stock. The Fund may also be subject to large movements of assets into and out of the Fund, potentially resulting in the Fund being under- or overexposed to Underlying Stock. Additionally, the Fund's underlying investments and/or reference assets may trade on markets that may not be open on the same day as the Fund, which may cause a difference between the changes in the daily performance of the Fund and changes in the performance of Underlying Stock. Any of these factors could decrease correlation between the performance of the Fund and Underlying Stock and may hinder the Fund's ability to meet its daily investment objective on or around that day.

Leverage Risk: The Fund obtains investment exposure in excess of its net assets by utilizing leverage and may lose more money in market conditions that are adverse to its investment objective than a fund that does not utilize leverage. An investment in the Fund is exposed to the risk that a decline in the daily performance of the Underlying Stock will be magnified. This means that an investment in the Fund will be reduced by an amount equal to 2% for every 1% daily decline in the Underlying Stock, not including the costs of financing leverage and other operating expenses, which would further reduce its value. The Fund could theoretically lose an amount greater than its net assets in the event the Underlying Stock declines more than 50%. Leverage will also have the effect of magnifying any differences in the Fund performance's correlation with the Underlying Stock.

Due to the limited availability of necessary investments or financial instruments, the Fund could, among other things, as a defensive measure, limit or suspend creations or redemptions of Creation Units until the adviser determines that the requisite exposure to the Underlying Stock is obtainable. During the period that creation or redemptions are affected, the Fund's shares could trade at a significant premium or discount to their net asset value or the bid-ask spread of the Fund's shares could widen significantly. In the case of a period during which creations are suspended, the Fund could experience significant redemptions, which may cause the Fund to sell portfolio securities at unfavorable prices and increased transaction and other costs and make greater taxable distributions to shareholders of the Fund.

On-Line Business Services and Retail Company Risks: The performance of the Underlying Stock, and consequently the Fund's performance, is subject to the risks of the online retail company sector. Companies that operate in the online marketplace and retail segments are subject to fluctuating consumer demand. Unlike traditional brick and mortar retailers, online marketplaces and retailers must assume shipping costs or pass such costs to consumers. Consumer access to price information for the same or similar products may cause companies that operate in the online marketplace and retail segments to reduce profit margins in order to compete. Due to the nature of their business models, companies that operate in the online marketplace and retail segments may also be subject to heightened cyber security risk, including the risk of theft or damage to vital hardware, software and information systems. The loss or public dissemination of sensitive customer information or other proprietary data may negatively affect the financial performance of such companies to a greater extent than traditional brick and mortar retailers. As a result of such companies being web-based and the fact that they process, store, and transmit large amounts of data, including personal information, for their customers, failure to prevent or mitigate data loss or other security breaches, including breaches of vendors' technology and systems, could expose companies that operate in the online marketplace and retail segments or their customers to a risk of loss or misuse of such information, adversely affect their operating results, result in litigation or potential liability, and otherwise harm their businesses.

Counterparty Risk: A counterparty (the other party to a transaction or an agreement or the party with whom the Fund executes transactions) to a transaction (including repurchase transaction) with the Fund may be unable or unwilling to make timely principal, interest or settlement payments, or otherwise honor its obligations.

Derivatives Risk: The use of derivative instruments involves risks different from, or possibly greater than, the risks associated with investing directly in securities and other traditional investments. These risks include (i) the risk that the counterparty to a derivative transaction may not fulfill its contractual obligations; (ii) risk of mispricing or improper valuation; and (iii) the risk that changes in the value of the derivative may not correlate perfectly with the underlying asset, rate or index. Derivative prices are highly volatile and may fluctuate substantially during a short period of time. Such prices are influenced by numerous factors that affect the markets, including, but not limited to: changing supply and demand relationships; government programs and policies; national and international political and economic events, changes in interest rates, inflation and deflation and changes in supply and demand relationships. Trading derivative instruments involves risks different from, or possibly greater than, the risks associated with investing directly in securities.

The Fund will be subject to regulatory constraints relating to the level of value at risk that the Fund may incur through its derivative portfolio. To the extent the Fund exceeds these regulatory thresholds over an extended period, the Fund may determine that it is necessary to make adjustments to the Fund's investment strategy.

Exchange Traded Fund Structure Risk: The Fund is structured as an exchange traded fund and as a result is subject to special risks, including:

- The market prices of shares will fluctuate in response to changes in NAV and supply and demand for shares and will include a "bid-ask spread" charged by the exchange specialists, market makers or other participants that trade the particular security. There may be times when the market price and the NAV vary significantly. This means that Shares may trade at a discount to NAV.
- In times of market stress, market makers may step away from their role market making in shares of exchange traded funds and in executing trades, which can lead to differences between the market value of Fund shares and the Fund's NAV.
- In stressed market conditions, the market for the Fund's shares may become less liquid in response to the deteriorating liquidity of the Fund's portfolio. This adverse effect on the liquidity of the Fund's shares may, in turn, lead to differences between the market value of the Fund's shares and the Fund's NAV.
- An active trading market for the Fund's shares may not be developed or maintained. Trading in Shares on the Exchange may be halted due to market conditions or for reasons that, in the view of the Exchange, make trading in Shares inadvisable, such as extraordinary market volatility. There can be no assurance that Shares will continue to meet the listing requirements of the Exchange. If the Fund's shares are traded outside a collateralized settlement system, the number of financial institutions that can act as authorized participants that can post collateral on an agency basis is limited, which may limit the market for the Fund's shares.

Fixed Income Securities Risk: When the Fund invests in fixed income securities, the value of your investment in the Fund will fluctuate with changes in interest rates. Typically, a rise in interest rates causes a decline in the value of fixed income securities owned by the Fund. In general, the market price of fixed income securities with longer maturities will increase or decrease more in response to changes in interest rates than shorter-term securities. Other risk factors include credit risk (the debtor may default), extension risk (an issuer may exercise its right to repay principal on a fixed rate obligation held by the Fund later than expected), and prepayment risk (the debtor may pay its obligation early, reducing the amount of interest payments). These risks could affect the value of a particular investment by the Fund, possibly causing the Fund's share price and total return to be reduced and fluctuate more than other types of investments.

Management Risk: The Adviser's judgments about the attractiveness, value and potential appreciation of a particular security or derivative in which the Fund invests may prove to be incorrect and may not produce the desired results.

Market and Geopolitical Risk: The increasing interconnectivity between global economies and financial markets increases the likelihood that events or conditions in one region or financial market may adversely impact issuers in a different country, region or financial market. Securities in the Fund's portfolio may underperform due to inflation (or expectations for inflation), interest rates, global demand for particular products or resources, natural disasters, pandemics, epidemics, terrorism, regulatory events and governmental or quasi-governmental actions. The occurrence of global events similar to those in recent years, such as terrorist attacks around the world, natural disasters, social and political discord or debt crises and downgrades, among others, may result in market volatility and may have long term effects on both the U.S. and global financial markets. It is difficult to predict when similar events affecting the U.S. or global financial markets may occur, the effects that such events may have and the duration of those effects.

Non-Diversified Risk: The Fund's portfolio focuses on the Underlying Stock and will be subject to potential for volatility than a diversified fund.

Swap Risk: Swaps are subject to tracking risk because they may not be perfect substitutes for the instruments they are intended to hedge or replace. Over the counter swaps are subject to counterparty default. Leverage inherent in derivatives will tend to magnify the Fund's losses.

Options Contracts Risk: The use of options contracts involves investment strategies and risks different from those associated with ordinary portfolio securities transactions. The prices of options are volatile and are influenced by, among other things, actual and anticipated changes in the value of the underlying instrument, including the anticipated volatility, which are affected by fiscal and monetary policies and by national and international political, changes in the actual or implied volatility or the reference asset, the time remaining until the expiration of the option contract and economic events. For the Fund, in particular, the value of the options contracts in which it invests is substantially influenced by the value of the Underlying Stock. The Fund may experience substantial downside from specific option positions and certain option positions held by the Fund may expire worthless. As an option approaches its expiration date, its value typically increasingly moves with the value of the underlying instrument. However, prior to such a date, the value of an option generally does not increase or decrease at the same rate as the underlying instrument. There may at times be an imperfect correlation between the movement in values of options contracts and the underlying instrument, and there may at times not be a liquid secondary market for certain options contracts. The value of the options held by the Fund will be determined based on market quotations or other recognized pricing methods. Furthermore, when the Fund seeks to trade out of positions, especially near expiration, there is an added risk that the Fund may be required to allocate resources unexpectedly to fulfill these obligations. This potential exposure to physical settlement can significantly impact the Fund's liquidity and market exposure, particularly in volatile market conditions. If the Fund sells non-cash settled options contracts, it would be obligated to receive shares of the Underlying Stock when the option is exercised. Consequently, there is a risk that the Fund may have to physically acquire the Underlying Stock shares at the strike price, which could result in the Fund holding the Underlying Stock, and an asset that has declined in value. The level of exposure obtained through option contracts should at most be equal to the Fund's Daily Leverage Factor times the Fund's net asset value.

Rebalancing Risk: If for any reason the Fund is unable to rebalance all or a portion of its portfolio, or if all or a portion of the portfolio is rebalanced incorrectly, the Fund's investment exposure may not be consistent with the Fund's investment objective. In these instances, the Fund may have investment exposure to the Underlying Stock that is significantly greater or less than its stated multiple. As a result, the Fund may be more exposed to leverage risk than if it had been properly rebalanced and may not achieve its investment objective.

Trading Halt Risk: Although the Underlying Stock's shares are listed for trading on an exchange, there can be no assurance that an active trading market for such shares will be available at all times and the exchange may halt trading of such shares in certain circumstances. A halt in trading in the Underlying Stock's shares is expected, in turn, to result in a halt in the trading in the Fund's shares. Trading in the Underlying Stock's and/or Fund's shares on the exchange may be halted due to market conditions or for reasons that, in the view of the exchange, make trading in the Underlying Stock's and/or Fund's shares inadvisable. In addition, trading in Underlying Stock's and/or Fund's shares on an exchange is subject to trading halts caused by extraordinary market volatility pursuant to exchange "circuit breaker" rules." In the event of a trading halt for an extended period of time, the Fund may be unable to execute arrangements with swap counterparties that are necessary to implement the Fund's investment strategy.

Tracking Error Risk: Tracking error is the divergence of the Fund's performance from that of its investment objective which is to replicate 2 times the daily percentage change of the Underlying Stock. The performance of the Fund may diverge from that of its investment objective for a number of reasons. Tracking error may occur because of transaction costs, the Fund's holding of cash, differences in accrual of dividends, being under- or overexposed to the Underlying Stock or the need to meet new or existing regulatory requirements. Tracking error risk may be heightened during times of market volatility or other unusual market conditions such as market disruptions. The Fund may be required to deviate from its investments as a result of market restrictions or other legal reasons, including regulatory limits or other restrictions on securities that may be purchased by the Adviser and its affiliates.

Investing in U.S. Equities Risk: Investing in U.S. issuers subjects the Fund to legal, regulatory, political, currency, security, and economic risks that are specific to the U.S. Certain changes in the U.S., such as a weakening of the U.S. economy or a decline in its financial markets, may have an adverse effect on U.S. issuers.

US Treasury Risk: U.S. Treasury obligations are backed by the "full faith and credit" of the U.S. government and generally have negligible credit risk. Securities issued or guaranteed by federal agencies or authorities and U.S. government-sponsored instrumentalities or enterprises may or may not be backed by the full faith and credit of the U.S. government. The Fund may be subject to such risk to the extent it invests in securities issued or guaranteed by federal agencies or authorities and U.S. government-sponsored instrumentalities or enterprises.

Tax Risk: In order to qualify for the favorable tax treatment generally available to regulated investment companies, the Fund must satisfy certain diversification and other requirements. In particular, the Fund generally may not acquire a security if, as a result of the acquisition, more than 50% of the value of the Fund's assets would be invested in (a) issuers in which the Fund has, in each case, invested more than 5% of the Fund's assets and (b) issuers more than 10% of whose outstanding voting securities are owned by the Fund. The application of these requirements to certain investments (including swaps) that may be entered into by the Fund is unclear. In addition, the application of these requirements to the Fund's investment objective is not clear, particularly because the Fund's investment objective focuses on the performance of the stock of a single issuer. If the Fund were to fail to qualify as a regulated investment company, it would be taxed in the same manner as an ordinary corporation, and distributions to its shareholders would not be deductible by the Fund in computing its taxable income.

Performance: The Fund has not yet completed a full calendar year as of the date of this prospectus and therefore does not have a performance history for a full calendar year. Once available, the Fund's performance information will be accessible on the Fund's website at www.graniteshares.com and will provide some indication of the risks of investing in the Fund by showing changes in the Fund's performance and by showing how the Fund's returns compare with those of a broad measure of market performance. The Fund's past performance (before and after taxes) is not necessarily an indication of how the Fund will perform in the future.

Investment Adviser: GraniteShares Advisors LLC

Portfolio Managers: Benoit Autier and Jeff Kleiman have been portfolio managers of the Fund since the Fund's inception in 2022. Ryan Dofflemeyer has been portfolio manager since September 2024.

Purchase and Sale of Fund Shares: The Fund is an ETF. Individual Shares of the Fund may only be bought and sold in the secondary market (i.e., on a national securities exchange) through a broker-dealer at a market price. Because ETF shares trade at market prices rather than at NAV, Shares may trade at a price greater than NAV (at a premium), at NAV or less than NAV (at a discount). An investor may incur costs attributable to the difference between the highest price a buyer is willing to pay to purchase Shares of the Fund (bid) and the lowest price a seller is willing to accept for Shares of the Fund (ask) when buying or selling Shares in the secondary market (the "bid-ask spread"). The bid-ask spread varies over time for Shares based on trading volume and market liquidity, and is generally lower if the Fund's Shares have more trading volume and market liquidity and higher if the Fund's Shares have little trading volume and market liquidity. Recent information regarding the Fund, including its NAV, market price, premiums and discounts, and bid/ask spreads, is available on the Fund's website at www.graniteshares.com.

Tax Information: The Fund's distributions will be taxable to you, generally as ordinary income unless you are invested through a tax-advantaged arrangement, such as a 401(k) plan, IRA or other tax-advantaged account; in such cases, you may be subject to tax when assets are withdrawn from such tax-advantaged arrangement. A sale of Shares may result in capital gain or loss.

Payments to Broker-Dealers and Other Financial Intermediaries: If you purchase Shares of the Fund through a broker-dealer or other financial intermediary (such as a bank) (an "Intermediary"), the adviser and/or its related companies may pay the Intermediary for the sale of Shares and related services. These payments may create a conflict of interest by influencing the Intermediary and your salesperson to recommend the Fund over another investment. Any such arrangements do not result in increased Fund expenses. Ask your salesperson or visit the Intermediary's website for more information.

GRANITESHARES 2X LONG AAPL DAILY ETF- SUMMARY

Ticker: AAPB

Exchange: Nasdaq Stock Market LLC

Important Information Regarding the Fund

The GraniteShares 2x Long AAPL Daily ETF (the “Fund”) seeks daily leverage investment results of 2 times (200%) the daily percentage change of the common stock of Apple Inc. (NASDAQ: AAPL) (the “Underlying Stock”). Because the Fund seeks daily leveraged investment results, it is very different from most other exchange-traded funds. It is also riskier than alternatives that do not use leverage. The return for investors that invest for periods longer or shorter than a trading day should not be expected to be 200% the performance of the Underlying Stock for the period. The return of the Fund for a period longer than a trading day will be the result of each trading day’s compounded return over the period, which will very likely differ from 200% the return of the Underlying Stock for that period. Longer holding periods, higher volatility of the Underlying Stock and leverage increase the impact of compounding on an investor’s returns. During periods of higher underlying stock volatility, the volatility of the Underlying Stock may affect the Fund’s return as much as, or more than, the return of the Underlying Stock.

The Fund is not suitable for all investors. The Fund is designed to be utilized only by knowledgeable Investors who understand the potential consequences of seeking daily leveraged (2X) investment results, understand the risks associated with the use of leverage and are willing to monitor their portfolios frequently. The Fund is not intended to be used by, and is not appropriate for, investors who do not intend to actively monitor and manage their portfolios. For periods longer than a single day, the Fund will lose money if the Underlying Stock’s performance is flat, and it is possible that the Fund will lose money even if the Underlying Stock’s performance increases over a period longer than a single day. An investor could lose the full principal value of his/her investment within a single day.

Investment Objective

The Fund seeks daily investment results, before fees and expenses, of 2 times (200%) the daily percentage change of the common stock of Apple Inc. (NASDAQ: AAPL).

Fund Fees and Expenses

This table describes the fees and expenses that you may pay if you buy, hold, and sell shares of the Fund (“Shares”). The fees are expressed as a percentage of the Fund’s average daily net assets. Investors may pay other fees, such as brokerage commissions and other fees to financial intermediaries, which are not reflected in the table and example below.

Annual Fund Operating Expenses

(expenses that you pay each year as a percentage of the value of your investment)

Management Fee	0.99%
Distribution and/or Service (12b-1) Fees	0.00%
Other Expenses	0.66%
Total Annual Fund Operating Expenses ⁽¹⁾	1.65%
Fee Waiver/Reimbursements ⁽²⁾	-0.50%
Net Annual Fund Operating Expenses After Fee Waiver/Reimbursements ^{(1), (2)}	1.15%

- (1) The cost of investing in swaps, including the embedded cost of the swap and the operating expenses of the referenced assets, is an indirect expense that is not included in the above fee table and is not reflected in the expense example. The total indirect cost of investing in swaps, including the embedded cost of the swap and the operating expenses of the referenced assets, is estimated to be 1.00% for the fiscal year ending June 30, 2025.
- (2) GraniteShares Advisors LLC has contractually agreed to waive its fees and/or pay for operating expenses of the Fund to ensure that total annual fund operating expenses (exclusive of any (i) interest, (ii) brokerage fees and commission, (iii) acquired fund fees and expenses, (iv) fees and expenses associated with instruments in other collective investment vehicles or derivative instruments (including for example options and swap fees and expenses), (v) interest and dividend expense on short sales, (vi) taxes, (vii) other fees related to underlying investments (such as option fees and expenses or swap fees and expenses), (viii) expenses incurred in connection with any merger or reorganization or (ix) extraordinary expenses such as litigation) will not exceed 1.15%. This agreement is effective until December 31, 2025 and it may be terminated before that date only by the Trust’s Board of Trustees. GraniteShares Advisors LLC may request recoupment of previously waived fees and paid expenses from the Fund for three years from the date such fees and expenses were waived or paid, if such reimbursement will not cause the Fund’s total expense ratio to exceed the expense limitation in place at the time of the waiver and/or expense payment and the expense limitation in place at the time of the recoupment.

Example

This Example is intended to help you compare the cost of investing in the Fund with the cost of investing in mutual funds and other exchange traded funds.

The Example assumes that you invest \$10,000 in the Fund for the time periods indicated and then sell all of your Shares at the end of those periods. The Example also assumes that your investment has a 5% return each year and that the Fund's operating expenses remain the same. The figures shown would be the same whether or not you sold your Shares at the end of each period.

Although your actual costs may be higher or lower, based on these assumptions your costs would be:

1 Year		3 Years		5 Year		10 Years	
\$	117	\$	365	\$	747	\$	1,818

Portfolio Turnover

The Fund pays transaction costs, such as commissions, when it, buys and sells securities (or "turns over" its portfolio). A higher portfolio turnover rate may indicate higher transaction costs and may result in higher taxes when Shares are held in a taxable account. These costs, which are not reflected in annual fund operating expenses or in the Example, affect the Fund's performance. During the most recent fiscal year, the Fund's portfolio turnover rate was 0% of the average value of its portfolio, since the Fund invested only in instruments that are excluded from portfolio turnover rate calculations. However, if the Fund's use of derivatives were reflected, the Fund's portfolio turnover rate would be higher.

Principal Investment Strategies

The Fund is an actively managed exchange traded fund that attempts to replicate 2 times (200%) the daily percentage change of the Underlying Stock by entering into financial instruments such as swaps and options on the Underlying Stock as well as directly purchasing the Underlying Stock. At the end of each trading day, the notional exposure against the Underlying Stock obtained through the combination of these instruments will be approximately 200% of the Fund's net asset value. The Fund aims to generate 2 times the daily performance of the Underlying Stock for a single day. A "single day" is defined as being calculated "from the close of regular trading on one trading day to the close on the next trading day."

The Fund will aim to primarily obtain its notional exposure against the Underlying Stock through swap agreements. In case the Fund faces restriction in increasing its swap notional exposure, it may use option contracts on the Underlying Stock or buy the Underlying Stock directly.

Swaps

The Fund may enter into one or more swap agreements with major financial institutions for a specified period ranging from a day to more than one year whereby the Fund and the financial institution will agree to exchange the return (or differentials in rates of return) earned or realized on the Underlying Stock. The gross return to be exchanged or "swapped" between the parties is calculated with respect to a "notional amount," e.g., the return on or change in value of a particular dollar amount representing the Underlying Stock.

The Fund is expected to post between 30% and 45% of its assets as collateral under the swap agreements.

The Fund uses Cowen Financial Products LLC as its main swap counterparty. Cowen Financial Products LLC is a conditionally registered swap dealer and is required to file certain reports from time to time with the Securities and Exchange Commission. Cowen Financial Products LLC is an indirect subsidiary of Toronto Dominion Bank, a Canadian company whose shares are listed for trade on the New York Stock Exchange (NYSE) under the symbol "TD." Debts of Cowen Financial Products LLC as it may relate to the Fund are not guaranteed by its parent company.

Options:

Depending on market conditions, market liquidity and operational constraints, the Fund may either buy deep in-the-money call option contracts, or simultaneously buy an at-the-money call option contract and sell an at-the-money put option contract (a strategy generally referred to as synthetic forward). All option contracts bought and sold will be against the Underlying Stock. The Fund will pay the premium for each call option contract bought and receive the premium for each put option sold. The Fund's participation in potential changes in the price of the Underlying Stock is based on the price of the Underlying Stock at the time the Fund buys the call and sells put option contracts, the strike price of the call (put) option contract and the Underlying Stock price at the time of the contract's expiration. The maturity of the option contract bought and sold may vary from 1-week to 1-month.

As part of the Fund's strategy, the Fund may buy a combination of standardized exchange-traded and FLEXible EXchange® ("FLEX") call and put options contracts that are based on the value of the price returns of the Underlying Stock. The Fund will only buy and sell options contracts that are listed for trading on regulated U.S. exchanges. Traditional exchange-traded options contracts have standardized terms, such as the type (call or put), the reference asset, the strike price and expiration date. Exchange-listed options contracts are guaranteed for settlement by the Options Clearing Corporation ("OCC"). FLEX Options are a type of exchange-listed options contract with uniquely customizable terms that allow investors to customize key terms like type, strike price and expiration date that are standardized in a typical options contract. FLEX Options are also guaranteed for settlement by the OCC.

In general, an option is a contract that gives the purchaser (holder) of the option, in return for a premium, the right to buy from (call) or sell to (put) the seller (writer) of the option the security or currency underlying (in this case, the Underlying Stock) the option at a specified exercise price.

An option is said to be "European Style" when it can be exercised only at expiration whereas an "American Style" option can be exercised at any time prior to expiration. The Fund may use either European or American style options.

The Fund's cash balance may be invested in the following instruments: (1) U.S. Government securities, such as bills, notes and bonds issued by the U.S. Treasury; (2) money market funds; (3) short term bond ETFs; (4) corporate debt securities, such as commercial paper and other short-term unsecured promissory notes issued by businesses that are rated investment grade or of comparable quality as collateral for the Fund's swap agreements; (5) repurchase transactions, which are transactions under which the purchaser (i.e., the Fund) acquires securities and the seller agrees, at the time of the sale, to repurchase the securities at a mutually agreed-upon time and price, thereby determining the yield during the purchaser's holding period, and/or; (6) US equities listed on a national security exchange, sovereign fixed income securities with a credit rating at least equal to the United States Federal Government, or corporate debt securities, such as commercial paper and other short-term unsecured promissory notes issued by businesses that are rated investment grade for the purposes of entering into swap agreements with the Fund's swap counterparties.

The Fund has adopted a policy to have at least 80% of its investment exposure to financial instruments with economic characteristics that should have 2 times the performance of the Underlying Stock.

Due to the Fund's investment exposure to the Underlying Stock, the Fund's investment exposure is concentrated in the computer industry.

Because of daily rebalancing and the compounding of each day's return over time, the return of the Fund for periods longer than a single day will be the result of each day's returns compounded over the period, which will very likely differ from 200% of the return of the Underlying Stock over the same period. The Fund will lose money if the Underlying Stock's performance is flat over time, and as a result of daily rebalancing, the Underlying Stock volatility and the effects of compounding, it is even possible that the Fund will lose money over time while the Underlying Stock's performance increases over a period longer than a single day.

THE FUND, THE GRANITESHARES ETF TRUST, AND GRANITESHARES ADVISORS LLC ARE NOT AFFILIATED WITH THE UNDERLYING STOCK.

This prospectus relates only to the Fund shares offered hereby and is not a prospectus for the common stock or other securities of Apple Inc. The common stock of Apple Inc. (AAPL) is registered under the Securities Exchange Act of 1934, as amended (the "Exchange Act"). Information provided to or filed with the Securities and Exchange Commission by Apple Inc. pursuant to the Exchange Act can be located at the Securities and Exchange Commission's website at www.sec.gov. In addition, information regarding Apple Inc. may be obtained from other sources including, but not limited to, press releases, newspaper articles and other publicly disseminated documents.

PRINCIPAL RISKS OF INVESTING IN THE FUND

As with all ETFs, there is the risk that you could lose money through your investment in the Fund. Many factors affect the Fund's NAV and performance.

Underlying Stock Risk: The Underlying Stock is subject to many risks that can negatively impact its revenue and viability including, but are not limited to price volatility risk, management risk, inflation risk, global economic risk, growth risk, supply and demand risk, operations risk, regulatory risk, environmental risk, terrorism risk and the risk of natural disasters. The Underlying Stock performance may be affected by global markets and demand for Apple's products and services, its ability to develop new products and services, inventory levels, supply chain issues, the performance of third-party software developers, system and network failures, privacy and cybersecurity breaches and changes in international and government regulations.

Effects of Compounding and Market Volatility Risk: The Fund aims to replicate leveraged daily returns of the Underlying Stock and the Fund's performance for periods greater than a trading day will be the result of each day's returns compounded over the period, which is very likely to differ from the Underlying Stock's performance, before fees and expenses. Compounding affects all investments but has a more significant impact on funds that aims to track indices that replicate leverage daily returns. For a Fund aiming to replicate 2 times the performance of an Underlying Stock, if adverse daily performance of the Underlying Stock reduces the amount of a shareholder's investment, any further adverse daily performance will lead to a smaller dollar loss because the shareholder's investment had already been reduced by the prior adverse performance. Equally, however, if the favorable daily performance of the Underlying Stock increases the amount of a shareholder's investment, the dollar amount lost due to future adverse performance will increase because the shareholder's investment has increased.

The effect of compounding becomes pronounced as the Underlying Stock volatility and the holding period increase. The impact of compounding will impact each shareholder differently depending on the period of time an investment in the Fund is held and the volatility of the Underlying Stock during the shareholder's holding period of an investment in the Fund.

The chart below provides examples of how Underlying Stock volatility could affect the Fund's performance. Fund performance for periods greater than one single day can be estimated given any set of assumptions for the following factors: a) Underlying Stock volatility; b) Underlying Stock's performance; c) period of time; d) financing rates associated with leveraged exposure; e) other Fund expenses; and f) the Underlying Stock's dividends. The chart below illustrates the impact of two principal factors – Underlying Stock volatility and performance – on Fund performance. The chart shows estimated Fund returns for a number of combinations of Underlying Stock volatility and performance over a one-year period. Performance shown in the chart assumes that (i) there were no Fund expenses; and (ii) borrowing rates (needed to obtain a leveraged long exposure) of 0%. If Fund expenses and/or actual borrowing/lending rates were reflected, the estimated returns would be lower than those shown. Particularly during periods of higher Underlying Stock volatility, compounding will cause results for periods longer than a trading day to vary from the performance of the Underlying Stock.

As shown in the chart below, the Fund would be expected to lose 6.0% if the Underlying Stock provided no return over a one-year period during which the Underlying Stock experienced annualized volatility of 25%. At higher ranges of volatility, there is a chance of a significant loss of value in the Fund, even if the Underlying Stock return is flat.

For instance, if the Underlying Stock annualized volatility is 100%, the Fund would be expected to lose 63.3% of its value, even if the cumulative Underlying Stock return for the year was 0%. Areas shaded red (or dark gray) represent those scenarios where the Fund can be expected to return less than 200% of the performance of the Underlying Stock and those shaded green (or light gray) represent those scenarios where the Fund can be expected to return more than 200% of the performance of the Underlying Stock. The Fund's actual returns may be significantly better or worse than the returns shown below as a result of any of the factors discussed above or in "Tracking Error Risk" below.

One Year Performance of the Underlying Stock	200% of One Year Performance of the Underlying Stock	Volatility of the Underlying Stock (annualized)						
		10%	25%	50%	75%	100%	125%	150%
-95%	-190%	-99.8%	-99.8%	-99.8%	-99.9%	-99.9%	-100.0%	-100.0%
-90%	-180%	-99.0%	-99.1%	-99.2%	-99.5%	-99.6%	-99.8%	-99.9%
-80%	-160%	-96.1%	-96.3%	-96.9%	-97.8%	-98.6%	-99.2%	-99.6%
-70%	-140%	-91.1%	-91.6%	-93.0%	-94.9%	-96.8%	-98.2%	-99.1%
-60%	-120%	-84.2%	-85.0%	-87.6%	-91.0%	-94.2%	-96.8%	-98.4%
-50%	-100%	-75.3%	-76.6%	-80.6%	-85.9%	-90.9%	-94.9%	-97.5%
-40%	-80%	-64.4%	-66.2%	-72.0%	-79.6%	-86.9%	-92.6%	-96.4%
-30%	-60%	-51.4%	-54.0%	-61.9%	-72.1%	-82.1%	-90.0%	-95.1%
-20%	-40%	-36.7%	-39.8%	-50.1%	-63.7%	-76.7%	-86.8%	-93.5%
-10%	-20%	-19.8%	-23.9%	-36.9%	-53.8%	-70.5%	-83.4%	-91.8%
0%	0%	-1.0%	-6.0%	-22.1%	-43.3%	-63.3%	-79.2%	-89.6%
10%	20%	19.8%	13.7%	-5.5%	-31.1%	-55.4%	-74.9%	-87.7%
20%	40%	42.6%	35.3%	12.1%	-18.1%	-47.3%	-70.5%	-85.3%
30%	60%	67.2%	58.8%	31.4%	-3.9%	-38.4%	-65.2%	-82.4%
40%	80%	93.9%	84.0%	52.7%	12.5%	-28.4%	-59.6%	-80.0%
50%	100%	122.6%	111.2%	75.5%	28.4%	-17.6%	-53.1%	-76.5%
60%	120%	153.4%	140.4%	99.7%	46.5%	-6.8%	-38.9%	-69.3%
70%	140%	185.9%	171.4%	125.3%	65.4%	6.5%	-38.9%	-69.3%
80%	160%	220.4%	204.2%	152.5%	85.2%	20.1%	-32.4%	-66.5%
90%	180%	256.7%	239.1%	181.3%	105.4%	34.7%	-25.0%	-61.9%
95%	190%	295.2%	275.3%	211.8%	129.1%	48.1%	-18.1%	-59.1%

The Underlying Stock's annualized historical volatility rate for the five-year period ended July 31, 2024 was 33.4%. During the five-year period observed the Underlying Stock's highest volatility rate over a 12-month period was 41.7% and volatility for a shorter period of time may have been substantially higher. The Underlying Stock's annualized performance for the five-year ended July 31, 2024 was 26.0% (including the reinvestment of eventual dividends). Historical volatility and performance are not indications of what the Underlying Stock volatility and performance will be in the future. The volatility of instruments that reflect the value of the Underlying Stock, such as swaps, may differ from the volatility of the Underlying Stock.

Correlation Risk: A number of factors may affect the Fund's ability to achieve a high degree of correlation with Underlying Stock, and there is no guarantee that the Fund will achieve a high degree of correlation. Failure to achieve a high degree of correlation may prevent the Fund from achieving its investment objective, and the percentage change of the Fund's NAV each day may differ, perhaps significantly in amount, and possibly even direction, from 200% of the percentage change of Underlying Stock on such day.

In order to achieve a high degree of correlation with Underlying Stock, the Fund seeks to rebalance its portfolio daily to keep exposure consistent with its investment objective. Being materially under- or overexposed to Underlying Stock may prevent the Fund from achieving a high degree of correlation with Underlying Stock and may expose the Fund to greater leverage risk. Market disruptions or closure, regulatory restrictions, market volatility, illiquidity in the markets for the financial instruments in which the Fund invests, and other factors will adversely affect the Fund's ability to adjust exposure to requisite levels. The target amount of portfolio exposure is impacted dynamically by Underlying Stock's movements, including intraday movements. Because of this, it is unlikely that the Fund will have perfect 200% exposure during the day or at the end of each day and the likelihood of being materially under- or overexposed is higher on days when Underlying Stock is volatile, particularly when Underlying Stock is volatile at or near the close of the trading day.

A number of other factors may also adversely affect the Fund's correlation with Underlying Stock, including fees, expenses, transaction costs, financing costs associated with the use of derivatives, income items, valuation methodology, accounting standards and disruptions or illiquidity in the markets for the securities or financial instruments in which the Fund invests. The Fund may take or refrain from taking positions in order to improve tax efficiency, comply with regulatory restrictions, or for other reasons, each of which may negatively affect the Fund's correlation with Underlying Stock. The Fund may also be subject to large movements of assets into and out of the Fund, potentially resulting in the Fund being under- or overexposed to Underlying Stock. Additionally, the Fund's underlying investments and/or reference assets may trade on markets that may not be open on the same day as the Fund, which may cause a difference between the changes in the daily performance of the Fund and changes in the performance of Underlying Stock. Any of these factors could decrease correlation between the performance of the Fund and Underlying Stock and may hinder the Fund's ability to meet its daily investment objective on or around that day.

Leverage Risk: The Fund obtains investment exposure in excess of its net assets by utilizing leverage and may lose more money in market conditions that are adverse to its investment objective than a fund that does not utilize leverage. An investment in the Fund is exposed to the risk that a decline in the daily performance of the Underlying Stock will be magnified. This means that an investment in the Fund will be reduced by an amount equal to 2% for every 1% daily decline in the Underlying Stock, not including the costs of financing leverage and other operating expenses, which would further reduce its value. The Fund could theoretically lose an amount greater than its net assets in the event the Underlying Stock declines more than 50%. Leverage will also have the effect of magnifying any differences in the Fund performance's correlation with the Underlying Stock.

Due to the limited availability of necessary investments or financial instruments, the Fund could, among other things, as a defensive measure, limit or suspend creations or redemptions of Creation Units until the adviser determines that the requisite exposure to the Underlying Stock is obtainable. During the period that creation or redemptions are affected, the Fund's shares could trade at a significant premium or discount to their net asset value or the bid-ask spread of the Fund's shares could widen significantly. In the case of a period during which creations are suspended, the Fund could experience significant redemptions, which may cause the Fund to sell portfolio securities at unfavorable prices and increased transaction and other costs and make greater taxable distributions to shareholders of the Fund.

Computer Technology Company Risks: The performance of the Underlying Stock, and consequently the Fund's performance, is subject to the risks of the software and information technology sector. The value of stocks of information technology companies and companies that rely heavily on technology is particularly vulnerable to rapid changes in technology product cycles, rapid product obsolescence, government regulation, and competition, both domestically and internationally, including competition from competitors with lower production costs. In addition, many information technology companies have limited product lines, markets, financial resources or personnel. The prices of information technology companies and companies that rely heavily on technology, especially those of smaller, less-seasoned companies, tend to be more volatile and less liquid than the overall market. Information technology companies are heavily dependent on patent and intellectual property rights, the loss or impairment of which may adversely affect profitability. Additionally, companies in the information technology sector may face dramatic and often unpredictable changes in growth rates and competition for the services of qualified personnel.

Counterparty Risk: A counterparty (the other party to a transaction or an agreement or the party with whom the Fund executes transactions) to a transaction (including repurchase transaction) with the Fund may be unable or unwilling to make timely principal, interest or settlement payments, or otherwise honor its obligations.

Derivatives Risk: The use of derivative instruments involves risks different from, or possibly greater than, the risks associated with investing directly in securities and other traditional investments. These risks include (i) the risk that the counterparty to a derivative transaction may not fulfill its contractual obligations; (ii) risk of mispricing or improper valuation; and (iii) the risk that changes in the value of the derivative may not correlate perfectly with the underlying asset, rate or index. Derivative prices are highly volatile and may fluctuate substantially during a short period of time. Such prices are influenced by numerous factors that affect the markets, including, but not limited to: changing supply and demand relationships; government programs and policies; national and international political and economic events, changes in interest rates, inflation and deflation and changes in supply and demand relationships. Trading derivative instruments involves risks different from, or possibly greater than, the risks associated with investing directly in securities.

The Fund will be subject to regulatory constraints relating to the level of value at risk that the Fund may incur through its derivative portfolio. To the extent the Fund exceeds these regulatory thresholds over an extended period, the Fund may determine that it is necessary to make adjustments to the Fund's investment strategy.

Exchange Traded Fund Structure Risk: The Fund is structured as an exchange traded fund and as a result is subject to special risks, including:

- The market prices of shares will fluctuate in response to changes in NAV and supply and demand for shares and will include a "bid-ask spread" charged by the exchange specialists, market makers or other participants that trade the particular security. There may be times when the market price and the NAV vary significantly. This means that Shares may trade at a discount to NAV.
- In times of market stress, market makers may step away from their role market making in shares of exchange traded funds and in executing trades, which can lead to differences between the market value of Fund shares and the Fund's NAV.
- In stressed market conditions, the market for the Fund's shares may become less liquid in response to the deteriorating liquidity of the Fund's portfolio. This adverse effect on the liquidity of the Fund's shares may, in turn, lead to differences between the market value of the Fund's shares and the Fund's NAV.
- An active trading market for the Fund's shares may not be developed or maintained. Trading in Shares on the Exchange may be halted due to market conditions or for reasons that, in the view of the Exchange, make trading in Shares inadvisable, such as extraordinary market volatility. There can be no assurance that Shares will continue to meet the listing requirements of the Exchange. If the Fund's shares are traded outside a collateralized settlement system, the number of financial institutions that can act as authorized participants that can post collateral on an agency basis is limited, which may limit the market for the Fund's shares.

Fixed Income Securities Risk: When the Fund invests in fixed income securities, the value of your investment in the Fund will fluctuate with changes in interest rates. Typically, a rise in interest rates causes a decline in the value of fixed income securities owned by the Fund. In general, the market price of fixed income securities with longer maturities will increase or decrease more in response to changes in interest rates than shorter-term securities. Other risk factors include credit risk (the debtor may default), extension risk (an issuer may exercise its right to repay principal on a fixed rate obligation held by the Fund later than expected), and prepayment risk (the debtor may pay its obligation early, reducing the amount of interest payments). These risks could affect the value of a particular investment by the Fund, possibly causing the Fund's share price and total return to be reduced and fluctuate more than other types of investments.

Management Risk: The Adviser's judgments about the attractiveness, value and potential appreciation of a particular security or derivative in which the Fund invests may prove to be incorrect and may not produce the desired results.

Market and Geopolitical Risk: The increasing interconnectivity between global economies and financial markets increases the likelihood that events or conditions in one region or financial market may adversely impact issuers in a different country, region or financial market. Securities in the Fund's portfolio may underperform due to inflation (or expectations for inflation), interest rates, global demand for particular products or resources, natural disasters, pandemics, epidemics, terrorism, regulatory events and governmental or quasi-governmental actions. The occurrence of global events similar to those in recent years, such as terrorist attacks around the world, natural disasters, social and political discord or debt crises and downgrades, among others, may result in market volatility and may have long term effects on both the U.S. and global financial markets. It is difficult to predict when similar events affecting the U.S. or global financial markets may occur, the effects that such events may have and the duration of those effects.

Non-Diversified Risk: The Fund's portfolio focuses on the Underlying Stock and will be subject to potential for volatility than a diversified fund.

Swap Risk: Swaps are subject to tracking risk because they may not be perfect substitutes for the instruments they are intended to hedge or replace. Over the counter swaps are subject to counterparty default. Leverage inherent in derivatives will tend to magnify the Fund's losses.

Options Contracts Risk: The use of options contracts involves investment strategies and risks different from those associated with ordinary portfolio securities transactions. The prices of options are volatile and are influenced by, among other things, actual and anticipated changes in the value of the underlying instrument, including the anticipated volatility, which are affected by fiscal and monetary policies and by national and international political, changes in the actual or implied volatility or the reference asset, the time remaining until the expiration of the option contract and economic events. For the Fund, in particular, the value of the options contracts in which it invests is substantially influenced by the value of the Underlying Stock. The Fund may experience substantial downside from specific option positions and certain option positions held by the Fund may expire worthless. As an option approaches its expiration date, its value typically increasingly moves with the value of the underlying instrument. However, prior to such a date, the value of an option generally does not increase or decrease at the same rate as the underlying instrument. There may at times be an imperfect correlation between the movement in values of options contracts and the underlying instrument, and there may at times not be a liquid secondary market for certain options contracts. The value of the options held by the Fund will be determined based on market quotations or other recognized pricing methods. Furthermore, when the Fund seeks to trade out of positions, especially near expiration, there is an added risk that the Fund may be required to allocate resources unexpectedly to fulfill these obligations. This potential exposure to physical settlement can significantly impact the Fund's liquidity and market exposure, particularly in volatile market conditions. If the Fund sells non-cash settled options contracts, it would be obligated to receive shares of the Underlying Stock when the option is exercised. Consequently, there is a risk that the Fund may have to physically acquire the Underlying Stock shares at the strike price, which could result in the Fund holding the Underlying Stock, and an asset that has declined in value. The level of exposure obtained through option contracts should at most be equal to the Fund's Daily Leverage Factor times the Fund's net asset value.

Rebalancing Risk: If for any reason the Fund is unable to rebalance all or a portion of its portfolio, or if all or a portion of the portfolio is rebalanced incorrectly, the Fund's investment exposure may not be consistent with the Fund's investment objective. In these instances, the Fund may have investment exposure to the Underlying Stock that is significantly greater or less than its stated multiple. As a result, the Fund may be more exposed to leverage risk than if it had been properly rebalanced and may not achieve its investment objective.

Trading Halt Risk: Although the Underlying Stock's shares are listed for trading on an exchange, there can be no assurance that an active trading market for such shares will be available at all times and the exchange may halt trading of such shares in certain circumstances. A halt in trading in the Underlying Stock's shares is expected, in turn, to result in a halt in the trading in the Fund's shares. Trading in the Underlying Stock's and/or Fund's shares on the exchange may be halted due to market conditions or for reasons that, in the view of the exchange, make trading in the Underlying Stock's and/or Fund's shares inadvisable. In addition, trading in Underlying Stock's and/or Fund's shares on an exchange is subject to trading halts caused by extraordinary market volatility pursuant to exchange "circuit breaker" rules." In the event of a trading halt for an extended period of time, the Fund may be unable to execute arrangements with swap counterparties that are necessary to implement the Fund's investment strategy.

Tracking Error Risk: Tracking error is the divergence of the Fund's performance from that of its investment objective which aims to replicate 2 times the daily percentage change of the Underlying Stock. The performance of the Fund may diverge from that of its investment objective for a number of reasons. Tracking error may occur because of transaction costs, the Fund's holding of cash, differences in accrual of dividends, being under- or overexposed to the Underlying Stock or the need to meet new or existing regulatory requirements. Tracking error risk may be heightened during times of market volatility or other unusual market conditions such as market disruptions. The Fund may be required to deviate from its investment objective as a result of market restrictions or other legal reasons, including regulatory limits or other restrictions on securities that may be purchased by the Adviser and its affiliates.

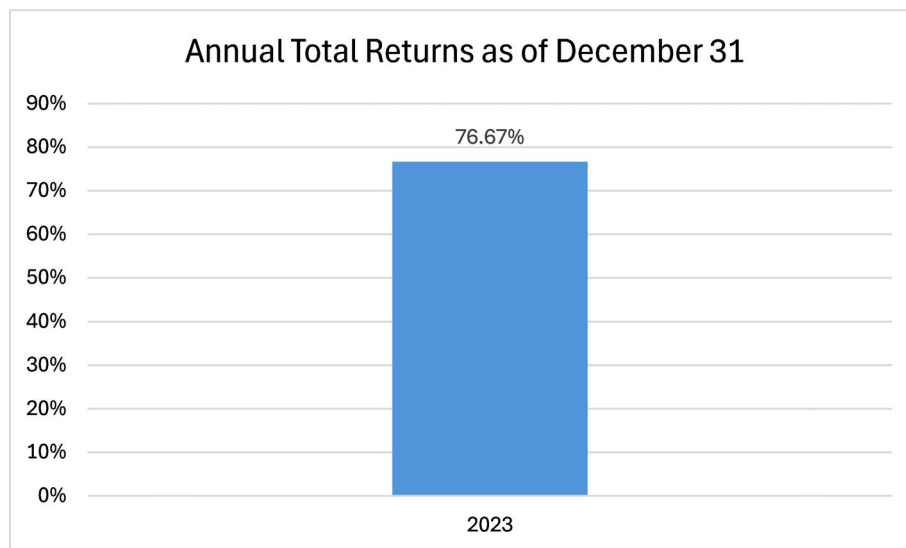
Investing in U.S. Equities Risk: Investing in U.S. issuers subjects the Fund to legal, regulatory, political, currency, security, and economic risks that are specific to the U.S. Certain changes in the U.S., such as a weakening of the U.S. economy or a decline in its financial markets, may have an adverse effect on U.S. issuers.

US Treasury Risk: U.S. Treasury obligations are backed by the "full faith and credit" of the U.S. government and generally have negligible credit risk. Securities issued or guaranteed by federal agencies or authorities and U.S. government-sponsored instrumentalities or enterprises may or may not be backed by the full faith and credit of the U.S. government. The Fund may be subject to such risk to the extent it invests in securities issued or guaranteed by federal agencies or authorities and U.S. government-sponsored instrumentalities or enterprises.

Tax Risk: In order to qualify for the favorable tax treatment generally available to regulated investment companies, the Fund must satisfy certain diversification and other requirements. In particular, the Fund generally may not acquire a security if, as a result of the acquisition, more than 50% of the value of the Fund's assets would be invested in (a) issuers in which the Fund has, in each case, invested more than 5% of the Fund's assets and (b) issuers more than 10% of whose outstanding voting securities are owned by the Fund. The application of these requirements to certain investments (including swaps) that may be entered into by the Fund is unclear. In addition, the application of these requirements to the Fund's investment objective is not clear, particularly because the Fund's investment objective focuses on the performance of the stock of a single issuer. If the Fund were to fail to qualify as a regulated investment company, it would be taxed in the same manner as an ordinary corporation, and distributions to its shareholders would not be deductible by the Fund in computing its taxable income.

Performance:

The following performance information indicates some of the risks of investing in the Fund. The bar chart shows the Fund's performance from year to year. The table illustrates how the Fund's average annual returns for the since inception periods compare with those of the Index and a broad measure of market performance. The Fund's past performance, before and after taxes, does not necessarily indicate how it will perform in the future. Updated performance information is also available on the Fund's website at www.graniteshares.com or by calling the Fund toll free at 844-476-8747.



During the periods shown in the bar chart above, the Fund's highest quarterly return was 47.24% (quarter ended March 31, 2023) and the Fund's lowest quarterly return was -22.05% (quarter ended September 30, 2023). The calendar year-to-date total return of the Fund as of September 30, 2024 was 30.70%.

Average Annual Total Returns for the Periods Ended December 31, 2023

	1 Year	Since Inception (8/8/22)
Return Before Taxes	76.68%	6.33%
Return After Taxes on Distributions	65.36%	1.40%
Return After Taxes on Distributions and Sale of Fund Shares	45.44%	2.80%
S&P 500 (No fees, expenses, or taxes applied)	29.26%	12.57%

Investment Adviser: GraniteShares Advisors LLC

Portfolio Managers: Benoit Autier and Jeff Klearman have been portfolio managers of the Fund since the Fund's inception in 2022. Ryan Dofflemeyer has been portfolio manager since September 2024.

Purchase and Sale of Fund Shares: The Fund is an ETF. Individual Shares of the Fund may only be bought and sold in the secondary market (i.e., on a national securities exchange) through a broker-dealer at a market price. Because ETF shares trade at market prices rather than at NAV, Shares may trade at a price greater than NAV (at a premium), at NAV or less than NAV (at a discount). An investor may incur costs attributable to the difference between the highest price a buyer is willing to pay to purchase Shares of the Fund (bid) and the lowest price a seller is willing to accept for Shares of the Fund (ask) when buying or selling Shares in the secondary market (the "bid-ask spread"). The bid-ask spread varies over time for Shares based on trading volume and market liquidity, and is generally lower if the Fund's Shares have more trading volume and market liquidity and higher if the Fund's Shares have little trading volume and market liquidity. Recent information regarding the Fund, including its NAV, market price, premiums and discounts, and bid/ask spreads, is available on the Fund's website at www.graniteshares.com.

Tax Information: The Fund's distributions will be taxable to you, generally as ordinary income unless you are invested through a tax-advantaged arrangement, such as a 401(k) plan, IRA or other tax-advantaged account; in such cases, you may be subject to tax when assets are withdrawn from such tax-advantaged arrangement. A sale of Shares may result in capital gain or loss.

Payments to Broker-Dealers and Other Financial Intermediaries: If you purchase Shares of the Fund through a broker-dealer or other financial intermediary (such as a bank) (an "Intermediary"), the adviser and/or its related companies may pay the Intermediary for the sale of Shares and related services. These payments may create a conflict of interest by influencing the Intermediary and your salesperson to recommend the Fund over another investment. Any such arrangements do not result in increased Fund expenses. Ask your salesperson or visit the Intermediary's website for more information.

GRANITESHARES 2X LONG MSFT DAILY ETF – SUMMARY

Ticker: MSFL

Exchange: Nasdaq Stock Market LLC

Important Information Regarding the Fund

The GraniteShares 2x Long MSFT Daily ETF (the “Fund”) seeks daily leveraged results of 2 times (200%) the daily percentage change of the common stock of Microsoft Corporation (NASDAQ: MSFT) (the “Underlying Stock”). Because the Fund seeks daily leveraged investment results, it is very different from most other exchange-traded funds. It is also riskier than alternatives that do not use leverage. The return for investors that invest for periods longer or shorter than a trading day should not be expected to be 200% the performance of the Underlying Stock for the period. The return of the Fund for a period longer than a trading day will be the result of each trading day’s compounded return over the period, which will very likely differ from 200% the return of the Underlying Stock for that period. Longer holding periods, higher volatility of the Underlying Stock and leverage increase the impact of compounding on an investor’s returns. During periods of higher underlying stock volatility, the volatility of the Underlying Stock may affect the Fund’s return as much as, or more than, the return of the Underlying Stock.

The Fund is not suitable for all investors. The Fund is designed to be utilized only by knowledgeable investors who understand the potential consequences of seeking daily leveraged (2X) investment results, understand the risks associated with the use of leverage and are willing to monitor their portfolios frequently. The Fund is not intended to be used by, and is not appropriate for, investors who do not intend to actively monitor and manage their portfolios. For periods longer than a single day, the Fund will lose money if the Underlying Stock’s performance is flat, and it is possible that the Fund will lose money even if the Underlying Stock’s performance increases over a period longer than a single day. An investor could lose the full principal value of his/her investment within a single day.

Investment Objective

The Fund seeks daily investment results, before fees and expenses, of 2 times (200%) the daily percentage change of the common stock of Microsoft Corporation (NASDAQ: MSFT).

Fund Fees and Expenses

This table describes the fees and expenses that you may pay if you buy, hold, and sell shares of the Fund (“Shares”). The fees are expressed as a percentage of the Fund’s average daily net assets. Investors may pay other fees, such as brokerage commissions and other fees to financial intermediaries, which are not reflected in the table and example below.

Annual Fund Operating Expenses

(expenses that you pay each year as a percentage of the value of your investment)

Management Fee	0.99%
Distribution and/or Service (12b-1) Fees	0.00%
Other Expenses	2.56%
Total Annual Fund Operating Expenses ⁽¹⁾	3.55%
Fee Waiver/Reimbursements ⁽²⁾	-2.40%
Net Annual Fund Operating Expenses After Fee Waiver/Reimbursements ^{(1), (2),}	1.15%

- (1) The cost of investing in swaps, including the embedded cost of the swap and the operating expenses of the referenced assets, is an indirect expense that is not included in the above fee table and is not reflected in the expense example. The total indirect cost of investing in swaps, including the embedded cost of the swap and the operating expenses of the referenced assets, is estimated to be 1.00% for the fiscal year ending June 30, 2025.
- (2) GraniteShares Advisors LLC has contractually agreed to waive its fees and/or pay for operating expenses of the Fund to ensure that total annual fund operating expenses (exclusive of any (i) interest, (ii) brokerage fees and commission, (iii) acquired fund fees and expenses, (iv) fees and expenses associated with instruments in other collective investment vehicles or derivative instruments (including for example options and swap fees and expenses), (v) interest and dividend expense on short sales, (vi) taxes, (vii) other fees related to underlying investments (such as option fees and expenses or swap fees and expenses), (viii) expenses incurred in connection with any merger or reorganization or (ix) extraordinary expenses such as litigation) will not exceed 1.15%. This agreement is effective until December 31, 2025 and it may be terminated before that date only by the Trust’s Board of Trustees. GraniteShares Advisors LLC may request recoupment of previously waived fees and paid expenses from the Fund for three years from the date such fees and expenses were waived or paid, if such reimbursement will not cause the Fund’s total expense ratio to exceed the expense limitation in place at the time of the waiver and/or expense payment and the expense limitation in place at the time of the recoupment.

Example

This Example is intended to help you compare the cost of investing in the Fund with the cost of investing in mutual funds and other exchange traded funds.

The Example assumes that you invest \$10,000 in the Fund for the time periods indicated and then sell all of your Shares at the end of those periods. The Example also assumes that your investment has a 5% return each year and that the Fund's operating expenses remain the same. The figures shown would be the same whether or not you sold your Shares at the end of each period.

Although your actual costs may be higher or lower, based on these assumptions your costs would be:

1 Year		3 Years		5 Year		10 Years	
\$	117	\$	365	\$	1,171	\$	3,289

Portfolio Turnover

The Fund pays transaction costs, such as commissions, when it, buys and sells securities (or "turns over" its portfolio). A higher portfolio turnover rate may indicate higher transaction costs and may result in higher taxes when Shares are held in a taxable account. These costs, which are not reflected in annual fund operating expenses or in the Example, affect the Fund's performance. During the most recent fiscal year, the Fund's portfolio turnover rate was 0% of the average value of its portfolio, since the Fund invested only in instruments that are excluded from portfolio turnover rate calculations. However, if the Fund's use of derivatives were reflected, the Fund's portfolio turnover rate would be higher.

Principal Investment Strategies

The Fund is an actively managed exchange traded fund that attempts to replicate 2 times (200%) the daily percentage change of the Underlying Stock by entering into financial instruments such as swaps and options the Underlying Stock as well as directly purchasing the Underlying Stock. At the end of each trading day, the notional exposure against the Underlying Stock obtained through the combination of these instruments will be approximately 200% of the Fund's net asset value. The Fund aims to generate 2 times the daily performance of the Underlying Stock for a single day. A "single day" is defined as being calculated "from the close of regular trading on one trading day to the close on the next trading day."

The Fund will aim to primarily obtain its notional exposure against the Underlying Stock through swap agreements. In case the Fund faces restriction in increasing its swap notional exposure, it may use option contracts on the Underlying Stock or buy the Underlying Stock directly.

Swaps:

The Fund may enter into one or more swap agreements with major financial Institutions for a specified period ranging from a day to more than one year whereby the Fund and the financial institution will agree to exchange the return (or differentials in rates of return) earned or realized on the Underlying Stock. The gross return to be exchanged or "swapped" between the parties is calculated with respect to a "notional amount," e.g., the return on or change in value of a particular dollar amount representing the Underlying Stock.

The Fund is expected to post between 25% and 45% of its assets as collateral under the swap agreements.

The Fund expects to use Cowen Financial Products LLC as its initial swap counterparty. Cowen Financial Products LLC is a conditionally registered swap dealer and is required to file certain reports from time to time with the Securities and Exchange Commission. Cowen Financial Products LLC is an indirect subsidiary of Toronto Dominion Bank, a Canadian company whose shares are listed for trade on the New York Stock Exchange (NYSE) under the symbol "TD." Debts of Cowen Financial Products LLC as it may relate to the Fund are not guaranteed by its parent company.

Options:

Depending on market conditions, market liquidity and operational constraints, the Fund may either buy deep in-the-money call option contracts, or simultaneously buy an at-the-money call option contract and sell an at-the-money put option contract (a strategy generally referred to as synthetic forward). All option contracts bought and sold will be against the Underlying Stock.. The Fund will pay the premium for each call option contract bought and receive the premium for each put option sold. The Fund's participation in potential changes in the price of the Underlying Stock is based on the price of the Underlying Stock at the time the Fund buys the call and sells put option contracts, the strike price of the call (put) option contract and the Underlying Stock price at the time of the contract's expiration. The maturity of the option contract bought and sold may vary from 1-week to 1-month.

As part of the Fund's strategy, the Fund may buy a combination of standardized exchange-traded and FLEXible EXchange® ("FLEX") call and put options contracts that are based on the value of the price returns of the Underlying Stock. The Fund will only buy and sell options contracts that are listed for trading on regulated U.S. exchanges. Traditional exchange-traded options contracts have standardized terms, such as the type (call or put), the reference asset, the strike price and expiration date. Exchange-listed options contracts are guaranteed for settlement by the Options Clearing Corporation ("OCC"). FLEX Options are a type of exchange-listed options contract with uniquely customizable terms that allow investors to customize key terms like type, strike price and expiration date that are standardized in a typical options contract. FLEX Options are also guaranteed for settlement by the OCC.

In general, an option is a contract that gives the purchaser (holder) of the option, in return for a premium, the right to buy from (call) or sell to (put) the seller (writer) of the option the security or currency underlying (in this case, the Underlying Stock) the option at a specified exercise price.

An option is said to be "European Style" when it can be exercised only at expiration whereas an "American Style" option can be exercised at any time prior to expiration. The Fund may use either European or American style options.

The Fund's cash balance may be invested in the following instruments: (1) U.S. Government securities, such as bills, notes and bonds issued by the U.S. Treasury; (2) money market funds; (3) short term bond ETFs; (4) corporate debt securities, such as commercial paper and other short-term unsecured promissory notes issued by businesses that are rated investment grade or of comparable quality as collateral for the Fund's swap agreements; (5) repurchase transactions, which are transactions under which the purchaser (i.e., the Fund) acquires securities and the seller agrees, at the time of the sale, to repurchase the securities at a mutually agreed-upon time and price, thereby determining the yield during the purchaser's holding period, and/or; (6) US equities listed on a national security exchange, sovereign fixed income securities with a credit rating at least equal to the United States Federal Government, or corporate debt securities, such as commercial paper and other short-term unsecured promissory notes issued by businesses that are rated investment grade for the purposes of entering into swap agreements with the Fund's swap counterparties.

The Fund has adopted a policy to have at least 80% of its investment exposure to financial instruments with economic characteristics that should have 2 times the performance of the Underlying Stock.

Due to the Fund's investment exposure to the Underlying Stock, the Fund's investment exposure is concentrated in the computer software industry.

Because of daily rebalancing and the compounding of each day's return over time, the return of the Fund for periods longer than a single day will be the result of each day's returns compounded over the period, which will very likely differ from 200% of the return of the Underlying Stock over the same period. The Fund will lose money if the Underlying Stock's performance is flat over time, and as a result of daily rebalancing, the Underlying Stock volatility and the effects of compounding, it is even possible that the Fund will lose money over time while the Underlying Stock's performance increases over a period longer than a single day.

THE FUND, THE GRANITESHARES ETF TRUST, AND GRANITESHARES ADVISORS LLC ARE NOT AFFILIATED WITH THE UNDERLYING STOCK.

This prospectus relates only to the Fund shares offered hereby and is not a prospectus for the common stock or other securities of Microsoft Corporation. The common stock of Microsoft Corporation (MSFT) is registered under the Securities Exchange Act of 1934, as amended (the "Exchange Act"). Information provided to or filed with the Securities and Exchange Commission by Microsoft Corporation pursuant to the Exchange Act can be located at the Securities and Exchange Commission's website at www.sec.gov. In addition, information regarding Microsoft Corporation may be obtained from other sources including, but not limited to, press releases, newspaper articles and other publicly disseminated documents.

PRINCIPAL RISKS OF INVESTING IN THE FUND

As with all ETFs, there is the risk that you could lose money through your investment in the Fund. Many factors affect the Fund's NAV and performance.

Underlying Stock Risk: The Underlying Stock is subject to many risks that can negatively impact its revenue and viability including, but are not limited to price volatility risk, management risk, inflation risk, global economic risk, growth risk, supply and demand risk, operations risk, regulatory risk, environmental risk, terrorism risk and the risk of natural disasters. The Underlying Stock performance may be affected by competition in the microprocessor market, reliance on third-party manufacturers, the company's ability to new develop new products, losses of significant customers, changes in customer demand for its products, risks associated with defective products political, legal and economic risks affecting the company's global operations. The Fund's daily returns may be affected by many factors but will depend on the performance and volatility of the Underlying Stock.

Effects of Compounding and Market Volatility Risk: The Fund aims to replicate the leveraged daily returns of the Underlying Stock and the Fund's performance for periods greater than a trading day will be the result of each day's returns compounded over the period, which is very likely to differ from the Underlying Stock's performance, before fees and expenses. Compounding affects all investments but has a more significant impact on funds that aims to replicate leverage daily returns. For a Fund aiming to replicate 2 times the daily performance of an Underlying Stock, if adverse daily performance of the Underlying Stock reduces the amount of a shareholder's investment, any further adverse daily performance will lead to a smaller dollar loss because the shareholder's investment had already been reduced by the prior adverse performance. Equally, however, if the favorable daily performance of the Underlying Stock increases the amount of a shareholder's investment, the dollar amount lost due to future adverse performance will increase because the shareholder's investment has increased.

The effect of compounding becomes pronounced as the Underlying Stock volatility and the holding period increase. The impact of compounding will impact each shareholder differently depending on the period of time an investment in the Fund is held and the volatility of the Underlying Stock during the shareholder's holding period of an investment in the Fund.

The chart below provides examples of how Underlying Stock volatility could affect the Fund's performance. Fund performance for periods greater than one single day can be estimated given any set of assumptions for the following factors: a) Underlying Stock volatility; b) Underlying Stock's performance; c) period of time; d) financing rates associated with leveraged exposure; e) other Fund expenses; and f) the Underlying Stock's dividends. The chart below illustrates the impact of two principal factors – Underlying Stock volatility and performance – on Fund performance. The chart shows estimated Fund returns for a number of combinations of Underlying Stock volatility and performance over a one-year period. Performance shown in the chart assumes that (i) there were no Fund expenses; and (ii) borrowing rates (needed to obtain a leveraged long exposure) of 0%. If Fund expenses and/or actual borrowing/lending rates were reflected, the estimated returns would be lower than those shown. Particularly during periods of higher Underlying Stock volatility, compounding will cause results for periods longer than a trading day to vary from the performance of the Underlying Stock.

As shown in the chart below, the Fund would be expected to lose 6.0% if the Underlying Stock provided no return over a one-year period during which the Underlying Stock experienced annualized volatility of 25%. At higher ranges of volatility, there is a chance of a significant loss of value in the Fund, even if the Underlying Stock return is flat.

For instance, if the Underlying Stock annualized volatility is 100%, the Fund would be expected to lose 63.3% of its value, even if the cumulative Underlying Stock return for the year was 0%. Areas shaded red (or dark gray) represent those scenarios where the Fund can be expected to return less than 200% of the performance of the Underlying Stock and those shaded green (or light gray) represent those scenarios where the Fund can be expected to return more than 200% of the performance of the Underlying Stock. The Fund's actual returns may be significantly better or worse than the returns shown below as a result of any of the factors discussed above or in "Tracking Error Risk" below.

One Year Performance of the Underlying Stock	200% of One Year Performance of the Underlying Stock	Volatility of the Underlying Stock (annualized)						
		10%	25%	50%	75%	100%	125%	150%
-95%	-190%	-99.8%	-99.8%	-99.8%	-99.9%	-99.9%	-100.0%	-100.0%
-90%	-180%	-99.0%	-99.1%	-99.2%	-99.5%	-99.6%	-99.8%	-99.9%
-80%	-160%	-96.1%	-96.3%	-96.9%	-97.8%	-98.6%	-99.2%	-99.6%
-70%	-140%	-91.1%	-91.6%	-93.0%	-94.9%	-96.8%	-98.2%	-99.1%
-60%	-120%	-84.2%	-85.0%	-87.6%	-91.0%	-94.2%	-96.8%	-98.4%
-50%	-100%	-75.3%	-76.6%	-80.6%	-85.9%	-90.9%	-94.9%	-97.5%
-40%	-80%	-64.4%	-66.2%	-72.0%	-79.6%	-86.9%	-92.6%	-96.4%
-30%	-60%	-51.4%	-54.0%	-61.9%	-72.1%	-82.1%	-90.0%	-95.1%
-20%	-40%	-36.7%	-39.8%	-50.1%	-63.7%	-76.7%	-86.8%	-93.5%
-10%	-20%	-19.8%	-23.9%	-36.9%	-53.8%	-70.5%	-83.4%	-91.8%
0%	0%	-1.0%	-6.0%	-22.1%	-43.3%	-63.3%	-79.2%	-89.6%
10%	20%	19.8%	13.7%	-5.5%	-31.1%	-55.4%	-74.9%	-87.7%
20%	40%	42.6%	35.3%	12.1%	-18.1%	-47.3%	-70.5%	-85.3%
30%	60%	67.2%	58.8%	31.4%	-3.9%	-38.4%	-65.2%	-82.4%
40%	80%	93.9%	84.0%	52.7%	12.5%	-28.4%	-59.6%	-80.0%
50%	100%	122.6%	111.2%	75.5%	28.4%	-17.6%	-53.1%	-76.5%
60%	120%	153.4%	140.4%	99.7%	46.5%	-6.8%	-38.9%	-69.3%
70%	140%	185.9%	171.4%	125.3%	65.4%	6.5%	-38.9%	-69.3%
80%	160%	220.4%	204.2%	152.5%	85.2%	20.1%	-32.4%	-66.5%
90%	180%	256.7%	239.1%	181.3%	105.4%	34.7%	-25.0%	-61.9%
95%	190%	295.2%	275.3%	211.8%	129.1%	48.1%	-18.1%	-59.1%

The Underlying Stock's annualized historical volatility rate for the five-year period ended July 31, 2024 was 30.9%. During the five-year period observed the Underlying Stock's highest volatility rate over a 12-month period was 41.8% and volatility for a shorter period of time may have been substantially higher. The Underlying Stock's annualized performance for the five-year ended July 31, 2024 was 26.0%. (including reinvestment of eventual dividends) Historical volatility and performance are not indications of what the Underlying Stock volatility and performance will be in the future. The volatility of instruments that reflect the value of the Underlying Stock, such as swaps, may differ from the volatility of the Underlying Stock.

Correlation Risk: A number of factors may affect the Fund's ability to achieve a high degree of correlation with Underlying Stock, and there is no guarantee that the Fund will achieve a high degree of correlation. Failure to achieve a high degree of correlation may prevent the Fund from achieving its investment objective, and the percentage change of the Fund's NAV each day may differ, perhaps significantly in amount, and possibly even direction, from 200% of the percentage change of Underlying Stock on such day.

In order to achieve a high degree of correlation with Underlying Stock, the Fund seeks to rebalance its portfolio daily to keep exposure consistent with its investment objective. Being materially under- or overexposed to Underlying Stock may prevent the Fund from achieving a high degree of correlation with Underlying Stock and may expose the Fund to greater leverage risk. Market disruptions or closure, regulatory restrictions, market volatility, illiquidity in the markets for the financial instruments in which the Fund invests, and other factors will adversely affect the Fund's ability to adjust exposure to requisite levels. The target amount of portfolio exposure is impacted dynamically by Underlying Stock's movements, including intraday movements. Because of this, it is unlikely that the Fund will have perfect 200% exposure during the day or at the end of each day and the likelihood of being materially under- or overexposed is higher on days when Underlying Stock is volatile, particularly when Underlying Stock is volatile at or near the close of the trading day.

A number of other factors may also adversely affect the Fund's correlation with Underlying Stock, including fees, expenses, transaction costs, financing costs associated with the use of derivatives, income items, valuation methodology, accounting standards and disruptions or illiquidity in the markets for the securities or financial instruments in which the Fund invests. The Fund may take or refrain from taking positions in order to improve tax efficiency, comply with regulatory restrictions, or for other reasons, each of which may negatively affect the Fund's correlation with Underlying Stock. The Fund may also be subject to large movements of assets into and out of the Fund, potentially resulting in the Fund being under- or overexposed to Underlying Stock. Additionally, the Fund's underlying investments and/or reference assets may trade on markets that may not be open on the same day as the Fund, which may cause a difference between the changes in the daily performance of the Fund and changes in the performance of Underlying Stock. Any of these factors could decrease correlation between the performance of the Fund and Underlying Stock and may hinder the Fund's ability to meet its daily investment objective on or around that day.

Leverage Risk: The Fund obtains investment exposure in excess of its net assets by utilizing leverage and may lose more money in market conditions that are adverse to its investment objective than a fund that does not utilize leverage. An investment in the Fund is exposed to the risk that a decline in the daily performance of the Underlying Stock will be magnified. This means that an investment in the Fund will be reduced by an amount equal to 2% for every 1% daily decline in the Underlying Stock, not including the costs of financing leverage and other operating expenses, which would further reduce its value. The Fund could theoretically lose an amount greater than its net assets in the event the Underlying Stock declines more than 50%. Leverage will also have the effect of magnifying any differences in the Fund performance's correlation with the Underlying Stock.

Due to the limited availability of necessary investments or financial instruments, the Fund could, among other things, as a defensive measure, limit or suspend creations or redemptions of Creation Units until the adviser determines that the requisite exposure to the Underlying Stock is obtainable. During the period that creation or redemptions are affected, the Fund's shares could trade at a significant premium or discount to their net asset value or the bid-ask spread of the Fund's shares could widen significantly. In the case of a period during which creations are suspended, the Fund could experience significant redemptions, which may cause the Fund to sell portfolio securities at unfavorable prices and increased transaction and other costs and make greater taxable distributions to shareholders of the Fund.

Software and Information Computer Technology Company Risks: The performance of the Underlying Stock, and consequently the Fund's performance, is subject to the risks of the software and information technology sector. The value of stocks of information technology companies and companies that rely heavily on technology is particularly vulnerable to rapid changes in technology product cycles, rapid product obsolescence, government regulation, and competition, both domestically and internationally, including competition from competitors with lower production costs. In addition, many information technology companies have limited product lines, markets, financial resources or personnel. The prices of information technology companies and companies that rely heavily on technology, especially those of smaller, less-seasoned companies, tend to be more volatile and less liquid than the overall market. Information technology companies are heavily dependent on patent and intellectual property rights, the loss or impairment of which may adversely affect profitability. Additionally, companies in the information technology sector may face dramatic and often unpredictable changes in growth rates and competition for the services of qualified personnel.

Counterparty Risk: A counterparty (the other party to a transaction or an agreement or the party with whom the Fund executes transactions) to a transaction (including repurchase transaction) with the Fund may be unable or unwilling to make timely principal, interest or settlement payments, or otherwise honor its obligations.

Derivatives Risk: The use of derivative instruments involves risks different from, or possibly greater than, the risks associated with investing directly in securities and other traditional investments. These risks include (i) the risk that the counterparty to a derivative transaction may not fulfill its contractual obligations; (ii) risk of mispricing or improper valuation; and (iii) the risk that changes in the value of the derivative may not correlate perfectly with the underlying asset, rate or index. Derivative prices are highly volatile and may fluctuate substantially during a short period of time. Such prices are influenced by numerous factors that affect the markets, including, but not limited to: changing supply and demand relationships; government programs and policies; national and international political and economic events, changes in interest rates, inflation and deflation and changes in supply and demand relationships. Trading derivative instruments involves risks different from, or possibly greater than, the risks associated with investing directly in securities.

The Fund will be subject to regulatory constraints relating to level of value at risk that the Fund may incur through its derivative portfolio. To the extent the Fund exceeds these regulatory thresholds over an extended period, the Fund may determine that it is necessary to make adjustments to the Fund's investment strategy.

Exchange Traded Fund Structure Risk: The Fund is structured as an exchange traded fund and as a result is subject to special risks, including:

- The market prices of shares will fluctuate in response to changes in NAV and supply and demand for shares and will include a "bid-ask spread" charged by the exchange specialists, market makers or other participants that trade the particular security. There may be times when the market price and the NAV vary significantly. This means that Shares may trade at a discount to NAV.
- In times of market stress, market makers may step away from their role market making in shares of exchange traded funds and in executing trades, which can lead to differences between the market value of Fund shares and the Fund's NAV.
- In stressed market conditions, the market for the Fund's shares may become less liquid in response to the deteriorating liquidity of the Fund's portfolio. This adverse effect on the liquidity of the Fund's shares may, in turn, lead to differences between the market value of the Fund's shares and the Fund's NAV.
- An active trading market for the Fund's shares may not be developed or maintained. Trading in Shares on the Exchange may be halted due to market conditions or for reasons that, in the view of the Exchange, make trading in Shares inadvisable, such as extraordinary market volatility. There can be no assurance that Shares will continue to meet the listing requirements of the Exchange. If the Fund's shares are traded outside a collateralized settlement system, the number of financial institutions that can act as authorized participants that can post collateral on an agency basis is limited, which may limit the market for the Fund's shares.

Fixed Income Securities Risk: When the Fund invests in fixed income securities, the value of your investment in the Fund will fluctuate with changes in interest rates. Typically, a rise in interest rates causes a decline in the value of fixed income securities owned by the Fund. In general, the market price of fixed income securities with longer maturities will increase or decrease more in response to changes in interest rates than shorter-term securities. Other risk factors include credit risk (the debtor may default), extension risk (an issuer may exercise its right to repay principal on a fixed rate obligation held by the Fund later than expected), and prepayment risk (the debtor may pay its obligation early, reducing the amount of interest payments). These risks could affect the value of a particular investment by the Fund, possibly causing the Fund's share price and total return to be reduced and fluctuate more than other types of investments.

Management Risk: The Adviser's judgments about the attractiveness, value and potential appreciation of particular security or derivative in which the Fund invests may prove to be incorrect and may not produce the desired results.

Market and Geopolitical Risk: The increasing interconnectivity between global economies and financial markets increases the likelihood that events or conditions in one region or financial market may adversely impact issuers in a different country, region or financial market. Securities in the Fund's portfolio may underperform due to inflation (or expectations for inflation), interest rates, global demand for particular products or resources, natural disasters, pandemics, epidemics, terrorism, regulatory events and governmental or quasi-governmental actions. The occurrence of global events similar to those in recent years, such as terrorist attacks around the world, natural disasters, social and political discord or debt crises and downgrades, among others, may result in market volatility and may have long term effects on both the U.S. and global financial markets. It is difficult to predict when similar events affecting the U.S. or global financial markets may occur, the effects that such events may have and the duration of those effects.

Non-Diversified Risk: The Fund's portfolio focuses on the Underlying Stock and will be subject to potential for volatility than a diversified fund.

Swap Risk: Swaps are subject to tracking risk because they may not be perfect substitutes for the instruments they are intended to hedge or replace. Over the counter swaps are subject to counterparty default. Leverage inherent in derivatives will tend to magnify the Fund's losses.

Options Contracts Risk: The use of options contracts involves investment strategies and risks different from those associated with ordinary portfolio securities transactions. The prices of options are volatile and are influenced by, among other things, actual and anticipated changes in the value of the underlying instrument, including the anticipated volatility, which are affected by fiscal and monetary policies and by national and international political, changes in the actual or implied volatility or the reference asset, the time remaining until the expiration of the option contract and economic events. For the Fund, in particular, the value of the options contracts in which it invests is substantially influenced by the value of the Underlying Stock. The Fund may experience substantial downside from specific option positions and certain option positions held by the Fund may expire worthless. As an option approaches its expiration date, its value typically increasingly moves with the value of the underlying instrument. However, prior to such a date, the value of an option generally does not increase or decrease at the same rate as the underlying instrument. There may at times be an imperfect correlation between the movement in values of options contracts and the underlying instrument, and there may at times not be a liquid secondary market for certain options contracts. The value of the options held by the Fund will be determined based on market quotations or other recognized pricing methods. Furthermore, when the Fund seeks to trade out of positions, especially near expiration, there is an added risk that the Fund may be required to allocate resources unexpectedly to fulfill these obligations. This potential exposure to physical settlement can significantly impact the Fund's liquidity and market exposure, particularly in volatile market conditions. If the Fund sells non-cash settled options contracts, it would be obligated to receive shares of the Underlying Stock when the option is exercised. Consequently, there is a risk that the Fund may have to physically acquire the Underlying Stock shares at the strike price, which could result in the Fund holding the Underlying Stock, and an asset that has declined in value. The level of exposure obtained through option contracts should at most be equal to the Fund's Daily Leverage Factor times the Fund's net asset value.

Rebalancing Risk: If for any reason the Fund is unable to rebalance all or a portion of its portfolio, or if all or a portion of the portfolio is rebalanced incorrectly, the Fund's investment exposure may not be consistent with the Fund's investment objective. In these instances, the Fund may have investment exposure to the Underlying Stock that is significantly greater or less than its stated multiple. As a result, the Fund may be more exposed to leverage risk than if it had been properly rebalanced and may not achieve its investment objective.

Trading Halt Risk: Although the Underlying Stock's shares are listed for trading on an exchange, there can be no assurance that an active trading market for such shares will be available at all times and the exchange may halt trading of such shares in certain circumstances. A halt in trading in the Underlying Stock's shares is expected, in turn, to result in a halt in the trading in the Fund's shares. Trading in the Underlying Stock's and/or Fund's shares on the exchange may be halted due to market conditions or for reasons that, in the view of the exchange, make trading in the Underlying Stock's and/or Fund's shares inadvisable. In addition, trading in Underlying Stock's and/or Fund's shares on an exchange is subject to trading halts caused by extraordinary market volatility pursuant to exchange "circuit breaker" rules." In the event of a trading halt for an extended period of time, the Fund may be unable to execute arrangements with swap counterparties that are necessary to implement the Fund's investment strategy.

Tracking Error Risk: Tracking error is the divergence of the Fund's performance from that its investment objective which is to replicate 2 times the daily percentage change of the Underlying Stock. The performance of the Fund may diverge from that of its investment objective for a number of reasons. Tracking error may occur because of transaction costs, the Fund's holding of cash, differences in accrual of dividends, being under- or overexposed to the Underlying Stock or the need to meet new or existing regulatory requirements. Tracking error risk may be heightened during times of market volatility or other unusual market conditions such as market disruptions. The Fund may be required to deviate from its investment objective as a result of market restrictions or other legal reasons, including regulatory limits or other restrictions on securities that may be purchased by the Adviser and its affiliates.

Investing in U.S. Equities Risk: Investing in U.S. issuers subjects the Fund to legal, regulatory, political, currency, security, and economic risks that are specific to the U.S. Certain changes in the U.S., such as a weakening of the U.S. economy or a decline in its financial markets, may have an adverse effect on U.S. issuers.

US Treasury Risk: U.S. Treasury obligations are backed by the "full faith and credit" of the U.S. government and generally have negligible credit risk. Securities issued or guaranteed by federal agencies or authorities and U.S. government-sponsored instrumentalities or enterprises may or may not be backed by the full faith and credit of the U.S. government. The Fund may be subject to such risk to the extent it invests in securities issued or guaranteed by federal agencies or authorities and U.S. government-sponsored instrumentalities or enterprises.

Tax Risk: In order to qualify for the favorable tax treatment generally available to regulated investment companies, the Fund must satisfy certain diversification and other requirements. In particular, the Fund generally may not acquire a security if, as a result of the acquisition, more than 50% of the value of the Fund's assets would be invested in (a) issuers in which the Fund has, in each case, invested more than 5% of the Fund's assets and (b) issuers more than 10% of whose outstanding voting securities are owned by the Fund. The application of these requirements to certain investments (including swaps) that may be entered into by the Fund is unclear. In addition, the application of these requirements to the Fund's investment objective is not clear, particularly because the Fund's investment objective focuses on the performance of the stock of a single issuer. If the Fund were to fail to qualify as a regulated investment company, it would be taxed in the same manner as an ordinary corporation, and distributions to its shareholders would not be deductible by the Fund in computing its taxable income.

Performance: The Fund has not yet completed a full calendar year as of the date of this prospectus and therefore does not have a performance history for a full calendar year. Once available, the Fund's performance information will be accessible on the Fund's website at www.graniteshares.com and will provide some indication of the risks of investing in the Fund by showing changes in the Fund's performance and by showing how the Fund's returns compare with those of a broad measure of market performance. The Fund's past performance (before and after taxes) is not necessarily an indication of how the Fund will perform in the future.

Investment Adviser: GraniteShares Advisors LLC

Portfolio Managers: Benoit Autier and Jeff Kleerman have been portfolio managers of the Fund since the Fund's inception in 2022. Ryan Dofflemeyer has been portfolio manager since September 2024.

Purchase and Sale of Fund Shares: The Fund is an ETF. Individual Shares of the Fund may only be bought and sold in the secondary market (i.e., on a national securities exchange) through a broker-dealer at a market price. Because ETF shares trade at market prices rather than at NAV, Shares may trade at a price greater than NAV (at a premium), at NAV or less than NAV (at a discount). An investor may incur costs attributable to the difference between the highest price a buyer is willing to pay to purchase Shares of the Fund (bid) and the lowest price a seller is willing to accept for Shares of the Fund (ask) when buying or selling Shares in the secondary market (the "bid-ask spread"). The bid-ask spread varies over time for Shares based on trading volume and market liquidity, and is generally lower if the Fund's Shares have more trading volume and market liquidity and higher if the Fund's Shares have little trading volume and market liquidity. Recent information regarding the Fund, including its NAV, market price, premiums and discounts, and bid/ask spreads, is available on the Fund's website at www.graniteshares.com.

Tax Information: The Fund's distributions will be taxable to you, generally as ordinary income unless you are invested through a tax-advantaged arrangement, such as a 401(k) plan, IRA or other tax-advantaged account; in such cases, you may be subject to tax when assets are withdrawn from such tax-advantaged arrangement. A sale of Shares may result in capital gain or loss.

Payments to Broker-Dealers and Other Financial Intermediaries: If you purchase Shares of the Fund through a broker-dealer or other financial intermediary (such as a bank) (an "Intermediary"), the adviser and/or its related companies may pay the Intermediary for the sale of Shares and related services. These payments may create a conflict of interest by influencing the Intermediary and your salesperson to recommend the Fund over another investment. Any such arrangements do not result in increased Fund expenses. Ask your salesperson or visit the Intermediary's website for more information.

GRANITESHARES 2X LONG AMD DAILY ETF – SUMMARY

Ticker: AMDL

Exchange: Nasdaq Stock Market LLC

Important Information Regarding the Fund

The GraniteShares 2x Long AMD Daily ETF (the “Fund”) seeks daily leveraged investment results of 2 times (200%) the daily percentage change of the common stock of Advanced Micro Devices, Inc. (NASDAQ: AMD) (the “Underlying Stock”). Because the Fund seeks daily leveraged investment results it is very different from most other exchange-traded funds. It is also riskier than alternatives that do not use leverage. The return for investors that invest for periods longer or shorter than a trading day should not be expected to be 200% the performance of the Underlying Stock for the period. The return of the Fund for a period longer than a trading day will be the result of each trading day’s compounded return over the period, which will very likely differ from 200% the return of the Underlying Stock for that period. Longer holding periods, higher volatility of the Underlying Stock and leverage increase the impact of compounding on an investor’s returns. During periods of higher underlying stock volatility, the volatility of the Underlying Stock may affect the Fund’s return as much as, or more than, the return of the Underlying Stock.

The Fund is not suitable for all investors. The Fund is designed to be utilized only by knowledgeable investors who understand the potential consequences of seeking daily leveraged (2X) investment results, understand the risks associated with the use of leverage and are willing to monitor their portfolios frequently. The Fund is not intended to be used by, and is not appropriate for, investors who do not intend to actively monitor and manage their portfolios. For periods longer than a single day, the Fund will lose money if the Underlying Stock’s performance is flat, and it is possible that the Fund will lose money even if the Underlying Stock’s performance increases over a period longer than a single day. An investor could lose the full principal value of his/her investment within a single day.

Investment Objective

The Fund seeks daily investment results, before fees and expenses, of 2 times (200%) the daily percentage change of the common stock of Advanced Micro Devices, Inc. (NASDAQ: AMD).

Fund Fees and Expenses

This table describes the fees and expenses that you may pay if you buy, hold, and sell shares of the Fund (“Shares”). The fees are expressed as a percentage of the Fund’s average daily net assets. Investors may pay other fees, such as brokerage commissions and other fees to financial intermediaries, which are not reflected in the table and example below.

Annual Fund Operating Expenses

(expenses that you pay each year as a percentage of the value of your investment)

Management Fee	0.99%
Distribution and/or Service (12b-1) Fees	0.00%
Other Expenses	5.05%
Total Annual Fund Operating Expenses ⁽¹⁾	6.04%
Fee Waiver/Reimbursements ⁽²⁾	-4.89%
Net Annual Fund Operating Expenses After Fee Waiver/Reimbursements ^{(1), (2)}	1.15%

- (1) The cost of investing in swaps, including the embedded cost of the swap and the operating expenses of the referenced assets, is an indirect expense that is not included in the above fee table and is not reflected in the expense example. The total indirect cost of investing in swaps, including the embedded cost of the swap and the operating expenses of the referenced assets, is estimated to be 2.00% for the fiscal year ending June 30, 2025.
- (2) GraniteShares Advisors LLC has contractually agreed to waive its fees and/or pay for operating expenses of the Fund to ensure that total annual fund operating expenses (exclusive of any (i) interest, (ii) brokerage fees and commission, (iii) acquired fund fees and expenses, (iv) fees and expenses associated with instruments in other collective investment vehicles or derivative instruments (including for example options and swap fees and expenses), (v) interest and dividend expense on short sales, (vi) taxes, (vii) other fees related to underlying investments (such as option fees and expenses or swap fees and expenses), (viii) expenses incurred in connection with any merger or reorganization or (ix) extraordinary expenses such as litigation) will not exceed 1.15%. This agreement is effective until December 31, 2025 and it may be terminated before that date only by the Trust’s Board of Trustees. GraniteShares Advisors LLC may request recoupment of previously waived fees and paid expenses from the Fund for three years from the date such fees and expenses were waived or paid, if such reimbursement will not cause the Fund’s total expense ratio to exceed the expense limitation in place at the time of the waiver and/or expense payment and the expense limitation in place at the time of the recoupment.

Example

This Example is intended to help you compare the cost of investing in the Fund with the cost of investing in mutual funds and other exchange traded funds.

The Example assumes that you invest \$10,000 in the Fund for the time periods indicated and then sell all of your Shares at the end of those periods. The Example also assumes that your investment has a 5% return each year and that the Fund's operating expenses remain the same. The figures shown would be the same whether or not you sold your Shares at the end of each period.

Although your actual costs may be higher or lower, based on these assumptions your costs would be:

1 Year		3 Years		5 Year		10 Years	
\$	118	\$	368	\$	1,706	\$	4,935

Portfolio Turnover

The Fund pays transaction costs, such as commissions, when it, buys and sells securities (or "turns over" its portfolio). A higher portfolio turnover rate may indicate higher transaction costs and may result in higher taxes when Shares are held in a taxable account. These costs, which are not reflected in annual fund operating expenses or in the Example, affect the Fund's performance. During the most recent fiscal year, the Fund's portfolio turnover rate was 0% of the average value of its portfolio, since the Fund invested only in instruments that are excluded from portfolio turnover rate calculations. However, if the Fund's use of derivatives were reflected, the Fund's portfolio turnover rate would be higher.

Principal Investment Strategies

The Fund is an actively managed exchange traded fund that attempts to replicate 2 times (200%) the daily percentage change of the Underlying Stock by entering into financial instruments such as swaps and options on the Underlying Stock as well as directly purchasing the Underlying Stock. At the end of each trading day, the notional exposure against the Underlying Stock obtained through the combination of these instruments will be approximately 200% of the Fund's net asset value. The Fund aims to generate 2 times the daily performance of the Underlying Stock for a single day. A "single day" is defined as being calculated "from the close of regular trading on one trading day to the close on the next trading day."

The Fund will aim to primarily obtain its notional exposure against the Underlying Stock through swap agreements. In case the Fund faces restriction in increasing its swap notional exposure, it may use option contracts on the Underlying Stock or buy the Underlying Stock directly.

Swaps

The Fund may enter into one or more swap agreements with major financial institutions for a specified period ranging from a day to more than one year whereby the Fund and the financial institution will agree to exchange the return (or differentials in rates of return) earned or realized on the Underlying Stock. The gross return to be exchanged or "swapped" between the parties is calculated with respect to a "notional amount," e.g., the return on or change in value of a particular dollar amount representing the Underlying Stock.

The Fund is expected to post between 35% and 45% of its assets as collateral under the swap agreements.

The Fund expects to use Cowen Financial Products LLC as its initial swap counterparty. Cowen Financial Products LLC is a conditionally registered swap dealer and is required to file certain reports from time to time with the Securities and Exchange Commission. Cowen Financial Products LLC is an indirect subsidiary of Toronto Dominion Bank, a Canadian company whose shares are listed for trade on the New York Stock Exchange (NYSE) under the symbol "TD." Debts of Cowen Financial Products LLC as it may relate to the Fund are not guaranteed by its parent company.

Options:

Depending on market conditions, market liquidity and operational constraints, the Fund may either buy deep in-the-money call option contracts, or simultaneously buy an at-the-money call option contract and sell an at-the-money put option contract (a strategy generally referred to as synthetic forward). All option contracts bought and sold will be against the Underlying Stock. The Fund will pay the premium for each call option contract bought and receive the premium for each put option sold. The Fund's participation in potential changes in the price of the Underlying Stock is based on the price of the Underlying Stock at the time the Fund buys the call and sell put option contracts, the strike price of the call (put) option contract and the Underlying Stock price at the time of the contract's expiration. The maturity of the option contract bought and sold may vary from 1-week to 1-month.

As part of the Fund's strategy, the Fund may buy a combination of standardized exchange-traded and Flexible EXchange® ("FLEX") call and put options contracts that are based on the value of the price returns of the Underlying Stock. The Fund will only buy and sell options contracts that are listed for trading on regulated U.S. exchanges. Traditional exchange-traded options contracts have standardized terms, such as the type (call or put), the reference asset, the strike price and expiration date. Exchange-listed options contracts are guaranteed for settlement by the Options Clearing Corporation ("OCC"). FLEX Options are a type of exchange-listed options contract with uniquely customizable terms that allow investors to customize key terms like type, strike price and expiration date that are standardized in a typical options contract. FLEX Options are also guaranteed for settlement by the OCC.

In general, an option is a contract that gives the purchaser (holder) of the option, in return for a premium, the right to buy from (call) or sell to (put) the seller (writer) of the option the security or currency underlying (in this case, the Underlying Stock) the option at a specified exercise price.

An option is said to be "European Style" when it can be exercised only at expiration whereas an "American Style" option can be exercised at any time prior to expiration. The Fund may use either European or American style options.

The Fund's cash balance may be invested in the following instruments: (1) U.S. Government securities, such as bills, notes and bonds issued by the U.S. Treasury; (2) money market funds; (3) short term bond ETFs; (4) corporate debt securities, such as commercial paper and other short-term unsecured promissory notes issued by businesses that are rated investment grade or of comparable quality as collateral for the Fund's swap agreements; (5) repurchase transactions, which are transactions under which the purchaser (i.e., the Fund) acquires securities and the seller agrees, at the time of the sale, to repurchase the securities at a mutually agreed-upon time and price, thereby determining the yield during the purchaser's holding period, and/or; (6) US equities listed on a national security exchange, sovereign fixed income securities with a credit rating at least equal to the United States Federal Government, or corporate debt securities, such as commercial paper and other short-term unsecured promissory notes issued by businesses that are rated investment grade for the purposes of entering into swap agreements with the Fund's swap counterparties.

The Fund has adopted a policy to have at least 80% of its investment exposure to financial instruments with economic characteristics that should have 2 times the performance of the Underlying Stock.

Due to the Fund's investment exposure to the Underlying Stock, the Fund's investment exposure is concentrated in the semi-conductor industry.

Because of daily rebalancing and the compounding of each day's return over time, the return of the Fund for periods longer than a single day will be the result of each day's returns compounded over the period, which will very likely differ from 200% of the return of the Underlying Stock over the same period. The Fund will lose money if the Underlying Stock's performance is flat over time, and as a result of daily rebalancing, the Underlying Stock volatility and the effects of compounding, it is even possible that the Fund will lose money over time while the Underlying Stock's performance increases over a period longer than a single day.

THE FUND, THE GRANITESHARES ETF TRUST, AND GRANITESHARES ADVISORS LLC ARE NOT AFFILIATED WITH THE UNDERLYING STOCK.

This prospectus relates only to the Fund shares offered hereby and is not a prospectus for the common stock or other securities of Advanced Micro Devices, Inc. The common stock of Advanced Micro Devices, Inc. (AMD) is registered under the Securities Exchange Act of 1934, as amended (the "Exchange Act"). Information provided to or filed with the Securities and Exchange Commission by Advanced Micro Devices, Inc. pursuant to the Exchange Act can be located at the Securities and Exchange Commission's website at www.sec.gov. In addition, information regarding Advanced Micro Devices, Inc. may be obtained from other sources including, but not limited to, press releases, newspaper articles and other publicly disseminated documents.

PRINCIPAL RISKS OF INVESTING IN THE FUND

As with all ETFs, there is the risk that you could lose money through your investment in the Fund. Many factors affect the Fund's NAV and performance.

Underlying Stock Risk: The Underlying Stock is subject to many risks that can negatively impact its revenue and viability including, but are not limited to price volatility risk, management risk, inflation risk, global economic risk, growth risk, supply and demand risk, operations risk, regulatory risk, environmental risk, terrorism risk and the risk of natural disasters. The Underlying Stock performance may be affected by the company's significant customer losses, its inability to develop and implement new technologies, its reliance on third-party distributors and platforms, cybersecurity attacks, its inability to protect its intellectual property rights and global laws and regulations affecting privacy, data protection and technology protections. The Fund's daily returns may be affected by many factors but will depend on the performance and volatility of the Underlying Stock.

Effects of Compounding and Market Volatility Risk: The Fund aims to replicate the leveraged daily returns of the Underlying Stock and the Fund's performance for periods greater than a trading day will be the result of each day's returns compounded over the period, which is very likely to differ from the Underlying Stock's performance, before fees and expenses. Compounding affects all investments but has a more significant impact on funds that aims to track indices that replicate leverage daily returns. For a Fund aiming to replicate 2 times the daily performance of an Underlying Stock, if adverse daily performance of the Underlying Stock reduces the amount of a shareholder's investment, any further adverse daily performance will lead to a smaller dollar loss because the shareholder's investment had already been reduced by the prior adverse performance. Equally, however, if the favorable daily performance of the Underlying Stock increases the amount of a shareholder's investment, the dollar amount lost due to future adverse performance will increase because the shareholder's investment has increased.

The effect of compounding becomes pronounced as the Underlying Stock volatility and the holding period increase. The impact of compounding will impact each shareholder differently depending on the period of time an investment in the Fund is held and the volatility of the Underlying Stock during the shareholder's holding period of an investment in the Fund.

The chart below provides examples of how Underlying Stock volatility could affect the Fund's performance. Fund performance for periods greater than one single day can be estimated given any set of assumptions for the following factors: a) Underlying Stock volatility; b) Underlying Stock's performance; c) period of time; d) financing rates associated with leveraged exposure; e) other Fund expenses; and f) the Underlying Stock's dividends. The chart below illustrates the impact of two principal factors – Underlying Stock volatility and performance – on Fund performance. The chart shows estimated Fund returns for a number of combinations of Underlying Stock volatility and performance over a one-year period. Performance shown in the chart assumes that (i) there were no Fund expenses; and (ii) borrowing rates (needed to obtain a leveraged long exposure) of 0%. If Fund expenses and/or actual borrowing/lending rates were reflected, the estimated returns would be lower than those shown. Particularly during periods of higher Underlying Stock volatility, compounding will cause results for periods longer than a trading day to vary from the performance of the Underlying Stock.

As shown in the chart below, the Fund would be expected to lose 6.0% if the Underlying Stock provided no return over a one-year period during which the Underlying Stock experienced annualized volatility of 25%. At higher ranges of volatility, there is a chance of a significant loss of value in the Fund, even if the Underlying Stock return is flat.

For instance, if the Underlying Stock annualized volatility is 100%, the Fund would be expected to lose 63.3% of its value, even if the cumulative Underlying Stock return for the year was 0%. Areas shaded red (or dark gray) represent those scenarios where the Fund can be expected to return less than 200% of the performance of the Underlying Stock and those shaded green (or light gray) represent those scenarios where the Fund can be expected to return more than 200% of the performance of the Underlying Stock. The Fund's actual returns may be significantly better or worse than the returns shown below as a result of any of the factors discussed above or in "Tracking Error Risk" below.

One Year Performance of the Underlying Stock	200% of One Year Performance of the Underlying Stock	Volatility of the Underlying Stock (annualized)						
		10%	25%	50%	75%	100%	125%	150%
-95%	-190%	-99.8%	-99.8%	-99.8%	-99.9%	-99.9%	-100.0%	-100.0%
-90%	-180%	-99.0%	-99.1%	-99.2%	-99.5%	-99.6%	-99.8%	-99.9%
-80%	-160%	-96.1%	-96.3%	-96.9%	-97.8%	-98.6%	-99.2%	-99.6%
-70%	-140%	-91.1%	-91.6%	-93.0%	-94.9%	-96.8%	-98.2%	-99.1%
-60%	-120%	-84.2%	-85.0%	-87.6%	-91.0%	-94.2%	-96.8%	-98.4%
-50%	-100%	-75.3%	-76.6%	-80.6%	-85.9%	-90.9%	-94.9%	-97.5%
-40%	-80%	-64.4%	-66.2%	-72.0%	-79.6%	-86.9%	-92.6%	-96.4%
-30%	-60%	-51.4%	-54.0%	-61.9%	-72.1%	-82.1%	-90.0%	-95.1%
-20%	-40%	-36.7%	-39.8%	-50.1%	-63.7%	-76.7%	-86.8%	-93.5%
-10%	-20%	-19.8%	-23.9%	-36.9%	-53.8%	-70.5%	-83.4%	-91.8%
0%	0%	-1.0%	-6.0%	-22.1%	-43.3%	-63.3%	-79.2%	-89.6%
10%	20%	19.8%	13.7%	-5.5%	-31.1%	-55.4%	-74.9%	-87.7%
20%	40%	42.6%	35.3%	12.1%	-18.1%	-47.3%	-70.5%	-85.3%
30%	60%	67.2%	58.8%	31.4%	-3.9%	-38.4%	-65.2%	-82.4%
40%	80%	93.9%	84.0%	52.7%	12.5%	-28.4%	-59.6%	-80.0%
50%	100%	122.6%	111.2%	75.5%	28.4%	-17.6%	-53.1%	-76.5%
60%	120%	153.4%	140.4%	99.7%	46.5%	-6.8%	-38.9%	-69.3%
70%	140%	185.9%	171.4%	125.3%	65.4%	6.5%	-38.9%	-69.3%
80%	160%	220.4%	204.2%	152.5%	85.2%	20.1%	-32.4%	-66.5%
90%	180%	256.7%	239.1%	181.3%	105.4%	34.7%	-25.0%	-61.9%
95%	190%	295.2%	275.3%	211.8%	129.1%	48.1%	-18.1%	-59.1%

The Underlying Stock's annualized historical volatility rate for the five-year period ended July 31, 2024 was 53.3%. During the five-year period observed the Underlying Stock's highest volatility rate over a 12-month period was 61.6% and volatility for a shorter period of time may have been substantially higher. The Underlying Stock's annualized performance for the five-year ended July 31, 2024 was 37.0%. Historical volatility and performance are not indications of what the Underlying Stock volatility and performance will be in the future. The volatility of instruments that reflect the value of the Underlying Stock, such as swaps, may differ from the volatility of the Underlying Stock.

Correlation Risk: A number of factors may affect the Fund's ability to achieve a high degree of correlation with Underlying Stock, and there is no guarantee that the Fund will achieve a high degree of correlation. Failure to achieve a high degree of correlation may prevent the Fund from achieving its investment objective, and the percentage change of the Fund's NAV each day may differ, perhaps significantly in amount, and possibly even direction, from 200% of the percentage change of Underlying Stock on such day.

In order to achieve a high degree of correlation with Underlying Stock, the Fund seeks to rebalance its portfolio daily to keep exposure consistent with its investment objective. Being materially under- or overexposed to Underlying Stock may prevent the Fund from achieving a high degree of correlation with Underlying Stock and may expose the Fund to greater leverage risk. Market disruptions or closure, regulatory restrictions, market volatility, illiquidity in the markets for the financial instruments in which the Fund invests, and other factors will adversely affect the Fund's ability to adjust exposure to requisite levels. The target amount of portfolio exposure is impacted dynamically by Underlying Stock's movements, including intraday movements. Because of this, it is unlikely that the Fund will have perfect 200% exposure during the day or at the end of each day and the likelihood of being materially under- or overexposed is higher on days when Underlying Stock is volatile, particularly when Underlying Stock is volatile at or near the close of the trading day.

A number of other factors may also adversely affect the Fund's correlation with Underlying Stock, including fees, expenses, transaction costs, financing costs associated with the use of derivatives, income items, valuation methodology, accounting standards and disruptions or illiquidity in the markets for the securities or financial instruments in which the Fund invests. The Fund may take or refrain from taking positions in order to improve tax efficiency, comply with regulatory restrictions, or for other reasons, each of which may negatively affect the Fund's correlation with Underlying Stock. The Fund may also be subject to large movements of assets into and out of the Fund, potentially resulting in the Fund being under- or overexposed to Underlying Stock. Additionally, the Fund's underlying investments and/or reference assets may trade on markets that may not be open on the same day as the Fund, which may cause a difference between the changes in the daily performance of the Fund and changes in the performance of Underlying Stock. Any of these factors could decrease correlation between the performance of the Fund and Underlying Stock and may hinder the Fund's ability to meet its daily investment objective on or around that day.

Leverage Risk: The Fund obtains investment exposure in excess of its net assets by utilizing leverage and may lose more money in market conditions that are adverse to its investment objective than a fund that does not utilize leverage. An investment in the Fund is exposed to the risk that a decline in the daily performance of the Underlying Stock will be magnified. This means that an investment in the Fund will be reduced by an amount equal to 2% for every 1% daily decline in the Underlying Stock, not including the costs of financing leverage and other operating expenses, which would further reduce its value. The Fund could theoretically lose an amount greater than its net assets in the event the Underlying Stock declines more than 50%. Leverage will also have the effect of magnifying any differences in the Fund performance's correlation with the Underlying Stock.

Due to the limited availability of necessary investments or financial instruments, the Fund could, among other things, as a defensive measure, limit or suspend creations or redemptions of Creation Units until the adviser determines that the requisite exposure to the Underlying Stock is obtainable. During the period that creation or redemptions are affected, the Fund's shares could trade at a significant premium or discount to their net asset value or the bid-ask spread of the Fund's shares could widen significantly. In the case of a period during which creations are suspended, the Fund could experience significant redemptions, which may cause the Fund to sell portfolio securities at unfavorable prices and increased transaction and other costs and make greater taxable distributions to shareholders of the Fund.

Semi-Conductor Company Risks: The performance of the Underlying Stock, and consequently the Fund's performance, is subject to the risks of the semiconductor sector. The risks of investments in the semiconductor sector industry include: intense competition, both domestically and internationally, including competition from subsidized foreign competitors with lower production costs; wide fluctuations in securities prices due to risks of rapid obsolescence of products; economic performance of the customers of semiconductor companies; their research costs and the risks that their products may not prove commercially successful; capital equipment expenditures that could be substantial and suffer from rapid obsolescence; and thin capitalization and limited product lines, markets, financial resources or personnel. The semiconductor industry may also be affected by risks that affect the broader technology sector, including: government regulation; dramatic and often unpredictable changes in growth rates and competition for qualified personnel; heavy dependence on patent and intellectual property rights, the loss or impairment of which may adversely affect profitability; and a small number of companies representing a large portion of the technology sector as a whole.

Counterparty Risk: A counterparty (the other party to a transaction or an agreement or the party with whom the Fund executes transactions) to a transaction (including repurchase transaction) with the Fund may be unable or unwilling to make timely principal, interest or settlement payments, or otherwise honor its obligations.

Derivatives Risk: The use of derivative instruments involves risks different from, or possibly greater than, the risks associated with investing directly in securities and other traditional investments. These risks include (i) the risk that the counterparty to a derivative transaction may not fulfill its contractual obligations; (ii) risk of mispricing or improper valuation; and (iii) the risk that changes in the value of the derivative may not correlate perfectly with the underlying asset, rate or index. Derivative prices are highly volatile and may fluctuate substantially during a short period of time. Such prices are influenced by numerous factors that affect the markets, including, but not limited to: changing supply and demand relationships; government programs and policies; national and international political and economic events, changes in interest rates, inflation and deflation and changes in supply and demand relationships. Trading derivative instruments involves risks different from, or possibly greater than, the risks associated with investing directly in securities.

The Fund will be subject to regulatory constraints relating to the level of value at risk that the Fund may incur through its derivative portfolio. To the extent the Fund exceeds these regulatory thresholds over an extended period, the Fund may determine that it is necessary to make adjustments to the Fund's investment strategy.

Exchange Traded Fund Structure Risk: The Fund is structured as an exchange traded fund and as a result is subject to special risks, including:

- The market prices of shares will fluctuate in response to changes in NAV and supply and demand for shares and will include a "bid-ask spread" charged by the exchange specialists, market makers or other participants that trade the particular security. There may be times when the market price and the NAV vary significantly. This means that Shares may trade at a discount to NAV.
- In times of market stress, market makers may step away from their role market making in shares of exchange traded funds and in executing trades, which can lead to differences between the market value of Fund shares and the Fund's NAV.
- In stressed market conditions, the market for the Fund's shares may become less liquid in response to the deteriorating liquidity of the Fund's portfolio. This adverse effect on the liquidity of the Fund's shares may, in turn, lead to differences between the market value of the Fund's shares and the Fund's NAV.
- An active trading market for the Fund's shares may not be developed or maintained. Trading in Shares on the Exchange may be halted due to market conditions or for reasons that, in the view of the Exchange, make trading in Shares inadvisable, such as extraordinary market volatility. There can be no assurance that Shares will continue to meet the listing requirements of the Exchange. If the Fund's shares are traded outside a collateralized settlement system, the number of financial institutions that can act as authorized participants that can post collateral on an agency basis is limited, which may limit the market for the Fund's shares.

Fixed Income Securities Risk: When the Fund invests in fixed income securities, the value of your investment in the Fund will fluctuate with changes in interest rates. Typically, a rise in interest rates causes a decline in the value of fixed income securities owned by the Fund. In general, the market price of fixed income securities with longer maturities will increase or decrease more in response to changes in interest rates than shorter-term securities. Other risk factors include credit risk (the debtor may default), extension risk (an issuer may exercise its right to repay principal on a fixed rate obligation held by the Fund later than expected), and prepayment risk (the debtor may pay its obligation early, reducing the amount of interest payments). These risks could affect the value of a particular investment by the Fund, possibly causing the Fund's share price and total return to be reduced and fluctuate more than other types of investments.

Management Risk: The Adviser's judgments about the attractiveness, value and potential appreciation of particular security or derivative in which the Fund invests may prove to be incorrect and may not produce the desired results.

Market and Geopolitical Risk: The increasing interconnectivity between global economies and financial markets increases the likelihood that events or conditions in one region or financial market may adversely impact issuers in a different country, region or financial market. Securities in the Fund's portfolio may underperform due to inflation (or expectations for inflation), interest rates, global demand for particular products or resources, natural disasters, pandemics, epidemics, terrorism, regulatory events and governmental or quasi-governmental actions. The occurrence of global events similar to those in recent years, such as terrorist attacks around the world, natural disasters, social and political discord or debt crises and downgrades, among others, may result in market volatility and may have long term effects on both the U.S. and global financial markets. It is difficult to predict when similar events affecting the U.S. or global financial markets may occur, the effects that such events may have and the duration of those effects.

Non-Diversified Risk: The Fund's portfolio focuses on the Underlying Stock and will be subject to potential for volatility than a diversified fund.

Swap Risk: Swaps are subject to tracking risk because they may not be perfect substitutes for the instruments they are intended to hedge or replace. Over the counter swaps are subject to counterparty default. Leverage inherent in derivatives will tend to magnify the Fund's losses.

Options Contracts Risk: The use of options contracts involves investment strategies and risks different from those associated with ordinary portfolio securities transactions. The prices of options are volatile and are influenced by, among other things, actual and anticipated changes in the value of the underlying instrument, including the anticipated volatility, which are affected by fiscal and monetary policies and by national and international political, changes in the actual or implied volatility or the reference asset, the time remaining until the expiration of the option contract and economic events. For the Fund, in particular, the value of the options contracts in which it invests is substantially influenced by the value of the Underlying Stock. The Fund may experience substantial downside from specific option positions and certain option positions held by the Fund may expire worthless. As an option approaches its expiration date, its value typically increasingly moves with the value of the underlying instrument. However, prior to such a date, the value of an option generally does not increase or decrease at the same rate as the underlying instrument. There may at times be an imperfect correlation between the movement in values of options contracts and the underlying instrument, and there may at times not be a liquid secondary market for certain options contracts. The value of the options held by the Fund will be determined based on market quotations or other recognized pricing methods. Furthermore, when the Fund seeks to trade out of positions, especially near expiration, there is an added risk that the Fund may be required to allocate resources unexpectedly to fulfill these obligations. This potential exposure to physical settlement can significantly impact the Fund's liquidity and market exposure, particularly in volatile market conditions. If the Fund sells non-cash settled options contracts, it would be obligated to receive shares of the Underlying Stock when the option is exercised. Consequently, there is a risk that the Fund may have to physically acquire the Underlying Stock shares at the strike price, which could result in the Fund holding the Underlying Stock, and an asset that has declined in value. The level of exposure obtained through option contracts should at most be equal to the Fund's Daily Leverage Factor times the Fund's net asset value.

Rebalancing Risk: If for any reason the Fund is unable to rebalance all or a portion of its portfolio, or if all or a portion of the portfolio is rebalanced incorrectly, the Fund's investment exposure may not be consistent with the Fund's investment objective. In these instances, the Fund may have investment exposure to the Underlying Stock that is significantly greater or less than its stated multiple. As a result, the Fund may be more exposed to leverage risk than if it had been properly rebalanced and may not achieve its investment objective.

Trading Halt Risk: Although the Underlying Stock's shares are listed for trading on an exchange, there can be no assurance that an active trading market for such shares will be available at all times and the exchange may halt trading of such shares in certain circumstances. A halt in trading in the Underlying Stock's shares is expected, in turn, to result in a halt in the trading in the Fund's shares. Trading in the Underlying Stock's and/or Fund's shares on the exchange may be halted due to market conditions or for reasons that, in the view of the exchange, make trading in the Underlying Stock's and/or Fund's shares inadvisable. In addition, trading in Underlying Stock's and/or Fund's shares on an exchange is subject to trading halts caused by extraordinary market volatility pursuant to exchange "circuit breaker" rules." In the event of a trading halt for an extended period of time, the Fund may be unable to execute arrangements with swap counterparties that are necessary to implement the Fund's investment strategy.

Tracking Error Risk: Tracking error is the divergence of the Fund's performance from that of its investment objective which aims to replicate 2 times the daily percentage change of the Underlying Stock. The performance of the Fund may diverge from that of its investment objective for a number of reasons. Tracking error may occur because of transaction costs, the Fund's holding of cash, differences in accrual of dividends, being under- or overexposed to the Underlying Stock or the need to meet new or existing regulatory requirements. Tracking error risk may be heightened during times of market volatility or other unusual market conditions such as market disruptions. The Fund may be required to deviate from its investment objective as a result of market restrictions or other legal reasons, including regulatory limits or other restrictions on securities that may be purchased by the Adviser and its affiliates.

Investing in U.S. Equities Risk: Investing in U.S. issuers subjects the Fund to legal, regulatory, political, currency, security, and economic risks that are specific to the U.S. Certain changes in the U.S., such as a weakening of the U.S. economy or a decline in its financial markets, may have an adverse effect on U.S. issuers.

US Treasury Risk: U.S. Treasury obligations are backed by the "full faith and credit" of the U.S. government and generally have negligible credit risk. Securities issued or guaranteed by federal agencies or authorities and U.S. government-sponsored instrumentalities or enterprises may or may not be backed by the full faith and credit of the U.S. government. The Fund may be subject to such risk to the extent it invests in securities issued or guaranteed by federal agencies or authorities and U.S. government-sponsored instrumentalities or enterprises.

Tax Risk: In order to qualify for the favorable tax treatment generally available to regulated investment companies, the Fund must satisfy certain diversification and other requirements. In particular, the Fund generally may not acquire a security if, as a result of the acquisition, more than 50% of the value of the Fund's assets would be invested in (a) issuers in which the Fund has, in each case, invested more than 5% of the Fund's assets and (b) issuers more than 10% of whose outstanding voting securities are owned by the Fund. The application of these requirements to certain investments (including swaps) that may be entered into by the Fund is unclear. In addition, the application of these requirements to the Fund's investment objective is not clear, particularly because the Fund's investment objective focuses on the performance of the stock of a single issuer. If the Fund were to fail to qualify as a regulated investment company, it would be taxed in the same manner as an ordinary corporation, and distributions to its shareholders would not be deductible by the Fund in computing its taxable income.

Performance: The Fund has not yet completed a full calendar year as of the date of this prospectus and therefore does not have a performance history for a full calendar year. Once available, the Fund's performance information will be accessible on the Fund's website at www.graniteshares.com and will provide some indication of the risks of investing in the Fund by showing changes in the Fund's performance and by showing how the Fund's returns compare with those of a broad measure of market performance. The Fund's past performance (before and after taxes) is not necessarily an indication of how the Fund will perform in the future.

Investment Adviser: GraniteShares Advisors LLC

Portfolio Managers: Benoit Autier and Jeff Klearman have been portfolio managers of the Fund since the Fund's inception in 2022. Ryan Dofflemeyer has been portfolio manager since September 2024.

Purchase and Sale of Fund Shares: The Fund is an ETF. Individual Shares of the Fund may only be bought and sold in the secondary market (i.e., on a national securities exchange) through a broker-dealer at a market price. Because ETF shares trade at market prices rather than at NAV, Shares may trade at a price greater than NAV (at a premium), at NAV or less than NAV (at a discount). An investor may incur costs attributable to the difference between the highest price a buyer is willing to pay to purchase Shares of the Fund (bid) and the lowest price a seller is willing to accept for Shares of the Fund (ask) when buying or selling Shares in the secondary market (the "bid-ask spread"). The bid-ask spread varies over time for Shares based on trading volume and market liquidity, and is generally lower if the Fund's Shares have more trading volume and market liquidity and higher if the Fund's Shares have little trading volume and market liquidity. Recent information regarding the Fund, including its NAV, market price, premiums and discounts, and bid/ask spreads, is available on the Fund's website at www.graniteshares.com.

Tax Information: The Fund's distributions will be taxable to you, generally as ordinary income unless you are invested through a tax-advantaged arrangement, such as a 401(k) plan, IRA or other tax-advantaged account; in such cases, you may be subject to tax when assets are withdrawn from such tax-advantaged arrangement. A sale of Shares may result in capital gain or loss.

Payments to Broker-Dealers and Other Financial Intermediaries: If you purchase Shares of the Fund through a broker-dealer or other financial intermediary (such as a bank) (an "Intermediary"), the adviser and/or its related companies may pay the Intermediary for the sale of Shares and related services. These payments may create a conflict of interest by influencing the Intermediary and your salesperson to recommend the Fund over another investment. Any such arrangements do not result in increased Fund expenses. Ask your salesperson or visit the Intermediary's website for more information.

GRANITESHARES 2X LONG PLTR DAILY ETF – SUMMARY

Ticker: PTIR

Exchange: Nasdaq Stock Market LLC

Important Information Regarding the Fund

The GraniteShares 2x Long PLTR Daily ETF (the “Fund”) seeks daily leveraged investment results of 2 times (200%) the daily percentage change of the common stock of Palantir Technologies Inc. (NASDAQ: PLTR) (the “Underlying Stock”). Because the Fund seeks daily leveraged investment results, it is very different from most other exchange-traded funds. It is also riskier than alternatives that do not use leverage. The return for investors that invest for periods longer or shorter than a trading day should not be expected to be 200% the performance of the Underlying Stock for the period. The return of the Fund for a period longer than a trading day will be the result of each trading day’s compounded return over the period, which will very likely differ from 200% the return of the Underlying Stock for that period. Longer holding periods, higher volatility of the Underlying Stock and leverage increase the impact of compounding on an investor’s returns. During periods of higher underlying stock volatility, the volatility of the Underlying Stock may affect the Fund’s return as much as, or more than, the return of the Underlying Stock.

The Fund is not suitable for all investors. The Fund is designed to be utilized only by knowledgeable investors who understand the potential consequences of seeking daily leveraged (2X) investment results, understand the risks associated with the use of leverage, and are willing to monitor their portfolios frequently. The Fund is not intended to be used by, and is not appropriate for, investors who do not intend to actively monitor and manage their portfolios. For periods longer than a single day, the Fund will lose money if the Underlying Stock’s performance is flat, and it is possible that the Fund will lose money even if the Underlying Stock’s performance increases over a period longer than a single day. An investor could lose the full principal value of his/her investment within a single day.

Investment Objective

The Fund seeks daily investment results, before fees and expenses, of 2 times (200%) the common stock of Palantir Technologies Inc. (NASDAQ: PLTR).

Fund Fees and Expenses

This table describes the fees and expenses that you may pay if you buy, hold, and sell shares of the Fund (“Shares”). The fees are expressed as a percentage of the Fund’s average daily net assets. Investors may pay other fees, such as brokerage commissions and other fees to financial intermediaries, which are not reflected in the table and example below.

Annual Fund Operating Expenses

(expenses that you pay each year as a percentage of the value of your investment)

Management Fee	0.99%
Distribution and/or Service (12b-1) Fees	0.00%
Other Expenses ⁽¹⁾	0.19%
Total Annual Fund Operating Expenses ⁽²⁾	1.18%
Fee Waiver/Reimbursements ⁽³⁾	-0.03%
Net Annual Fund Operating Expenses After Fee Waiver/Reimbursements ^{(1), (2), (3)}	1.15%

(1) Other Expenses are estimated for the Fund’s initial fiscal year.

(2) The cost of investing in swaps, including the embedded cost of the swap and the operating expenses of the referenced assets, is an indirect expense that is not included in the above fee table and is not reflected in the expense example. The total indirect cost of investing in swaps, including the embedded cost of the swap and the operating expenses of the referenced assets, is estimated to be 1.00% for the fiscal year ending June 30, 2025.

(3) GraniteShares Advisors LLC has contractually agreed to waive its fees and/or pay for operating expenses of the Fund to ensure that total annual fund operating expenses (exclusive of any (i) interest, (ii) brokerage fees and commission, (iii) acquired fund fees and expenses, (iv) fees and expenses associated with instruments in other collective investment vehicles or derivative instruments (including for example options and swap fees and expenses), (v) interest and dividend expense on short sales, (vi) taxes, (vii) other fees related to underlying investments (such as option fees and expenses or swap fees and expenses), (viii) expenses incurred in connection with any merger or reorganization or (ix) extraordinary expenses such as litigation) will not exceed 1.15%. This agreement is effective until December 31, 2025 and it may be terminated before that date only by the Trust’s Board of Trustees. GraniteShares Advisors LLC may request recoupment of previously waived fees and paid expenses from the Fund for three years from the date such fees and expenses were waived or paid, if such reimbursement will not cause the Fund’s total expense ratio to exceed the expense limitation in place at the time of the waiver and/or expense payment and the expense limitation in place at the time of the recoupment.

Example

This Example is intended to help you compare the cost of investing in the Fund with the cost of investing in mutual funds and other exchange traded funds.

The Example assumes that you invest \$10,000 in the Fund for the time periods indicated and then sell all of your Shares at the end of those periods. The Example also assumes that your investment has a 5% return each year and that the Fund's operating expenses remain the same. The figures shown would be the same whether or not you sold your Shares at the end of each period.

Although your actual costs may be higher or lower, based on these assumptions your costs would be:

	1 Year		3 Years
\$	117	\$	365

Portfolio Turnover

The Fund pays transaction costs, such as commissions, when it buys and sells securities (or "turns over" its portfolio). A higher portfolio turnover rate may indicate higher transaction costs and may result in higher taxes when Shares are held in a taxable account. These costs, which are not reflected in annual fund operating expenses or in the Example, affect the Fund's performance. The Fund does not have any portfolio turnover because it has not yet been launched.

Principal Investment Strategies

The Fund is an actively managed exchange traded fund that attempts to replicate 2 times (200%) the daily percentage change of the Underlying Stock by entering into financial instruments such as swaps and options on the Underlying Stock as well as directly purchasing the Underlying Stock. At the end of each trading day, the notional exposure against the Underlying Stock obtained through the combination of these instruments will be approximately 200% of the Fund's net asset value. The Fund aims to generate 2 times the daily performance of the Underlying Stock for a single day. A "single day" is defined as being calculated "from the close of regular trading on one trading day to the close on the next trading day."

The Fund will aim to primarily obtain its notional exposure against the Underlying Stock through swap agreements. In case the Fund faces restriction in increasing its swap notional exposure, it may use option contracts on the Underlying Stock or buy the Underlying Stock directly.

Swaps:

The Fund may enter into one or more swap agreements with major financial institutions for a specified period ranging from a day to more than one year whereby the Fund and the financial institution will agree to exchange the return (or differentials in rates of return) earned or realized on the Underlying Stock. The gross return to be exchanged or "swapped" between the parties is calculated with respect to a "notional amount," e.g., the return on or change in value of a particular dollar amount representing the Underlying Stock.

The Fund is expected to post between 35% and 45% of its assets as collateral under the swap agreements.

The Fund expects to use Cowen Financial Products LLC as its initial swap counterparty. Cowen Financial Products LLC is a conditionally registered swap dealer and is required to file certain reports from time to time with the Securities and Exchange Commission. Cowen Financial Products LLC is an indirect subsidiary of Toronto Dominion Bank, a Canadian company whose shares are listed for trade on the New York Stock Exchange (NYSE) under the symbol "TD." Debts of Cowen Financial Products LLC as it may relate to the Fund are not guaranteed by its parent company.

Options:

Depending on market conditions, market liquidity and operational constraints, the Fund may either buy deep in-the-money call option contracts, or simultaneously buy an at-the-money call option contract and sell an at-the-money put option contract (a strategy generally referred to as synthetic forward). All option contracts bought and sold will be against the Underlying Stock. The Fund will pay the premium for each call option contract bought and receive the premium for each put option sold. The Fund's participation in potential changes in the price of the Underlying Stock is based on the price of the Underlying Stock at the time the Fund buys the call and sells put option contracts, the strike price of the call (put) option contract and the Underlying Stock price at the time of the contract's expiration. The maturity of the option contract bought and sold may vary from 1-week to 1-month.

As part of the Fund's strategy, the Fund may buy a combination of standardized exchange-traded and FLExible EXchange® ("FLEX") call and put options contracts that are based on the value of the price returns of the Underlying Stock. The Fund will only buy and sell options contracts that are listed for trading on regulated U.S. exchanges. Traditional exchange-traded options contracts have standardized terms, such as the type (call or put), the reference asset, the strike price and expiration date. Exchange-listed options contracts are guaranteed for settlement by the Options Clearing Corporation ("OCC"). FLEX Options are a type of exchange-listed options contract with uniquely customizable terms that allow investors to customize key terms like type, strike price and expiration date that are standardized in a typical options contract. FLEX Options are also guaranteed for settlement by the OCC.

In general, an option is a contract that gives the purchaser (holder) of the option, in return for a premium, the right to buy from (call) or sell to (put) the seller (writer) of the option the security or currency underlying (in this case, the Underlying Stock) the option at a specified exercise price.

An option is said to be "European Style" when it can be exercised only at expiration whereas an "American Style" option can be exercised at any time prior to expiration. The Fund may use either European or American style options.

The Fund's cash balance may be invested in the following instruments: (1) U.S. Government securities, such as bills, notes and bonds issued by the U.S. Treasury; (2) money market funds; (3) short term bond ETFs; (4) corporate debt securities, such as commercial paper and other short-term unsecured promissory notes issued by businesses that are rated investment grade or of comparable quality as collateral for the Fund's swap agreements; (5) repurchase transactions, which are transactions under which the purchaser (*i.e.*, the Fund) acquires securities and the seller agrees, at the time of the sale, to repurchase the securities at a mutually agreed-upon time and price, thereby determining the yield during the purchaser's holding period, and/or; (6) US equities listed on a national security exchange, sovereign fixed income securities with a credit rating at least equal to the United States Federal Government, or corporate debt securities, such as commercial paper and other short-term unsecured promissory notes issued by businesses that are rated investment grade for the purposes of entering into swap agreements with the Fund's swap counterparties.

The Fund has adopted a policy to have at least 80% of its investment exposure to financial instruments with economic characteristics that should have 2 times the performance of the Underlying Stock.

Due to the Fund's investment exposure to the Underlying Stock, the Fund's investment exposure is concentrated in the computer software industry.

Because of daily rebalancing and the compounding of each day's return over time, the return of the Fund for periods longer than a single day will be the result of each day's returns compounded over the period, which will very likely differ from 200% of the return of the Underlying Stock over the same period. The Fund will lose money if the Underlying Stock's performance is flat over time, and as a result of daily rebalancing, the Underlying Stock volatility and the effects of compounding, it is even possible that the Fund will lose money over time while the Underlying Stock's performance increases over a period longer than a single day.

THE FUND, THE GRANITESHARES ETF TRUST, AND GRANITESHARES ADVISORS LLC ARE NOT AFFILIATED WITH THE UNDERLYING STOCK.

This prospectus relates only to the Fund shares offered hereby and is not a prospectus for the common stock or other securities of Palantir Technologies, Inc. The common stock of Palantir Technologies, Inc. (PLTR) is registered under the Securities Exchange Act of 1934, as amended (the "Exchange Act"). Information provided to or filed with the Securities and Exchange Commission by Palantir Technologies, Inc. pursuant to the Exchange Act can be located at the Securities and Exchange Commission's website at www.sec.gov. In addition, information regarding Palantir Technologies, Inc. may be obtained from other sources including, but not limited to, press releases, newspaper articles and other publicly disseminated documents.

PRINCIPAL RISKS OF INVESTING IN THE FUND

As with all ETFs, there is the risk that you could lose money through your investment in the Fund. Many factors affect the Fund's NAV and performance.

Underlying Stock Risk: The Underlying Stock is subject to many risks that can negatively impact its revenue and viability including, but are not limited to price volatility risk, management risk, inflation risk, global economic risk, growth risk, supply and demand risk, operations risk, regulatory risk, environmental risk, terrorism risk and the risk of natural disasters. The Underlying Stock performance may be affected by significant customer losses, its inability to develop and implement new technologies, its reliance on third-party distributors and platforms, cybersecurity attacks, its inability to protect its intellectual property rights and global laws and regulations affecting privacy, data protection and technology protections. The Fund's daily returns may be affected by many factors but will depend on the performance and volatility of the Underlying Stock.

Effects of Compounding and Market Volatility Risk: The Fund aims to replicate the leveraged daily returns of the Underlying Stock and the Fund's performance for periods greater than a trading day will be the result of each day's returns compounded over the period, which is very likely to differ from the Underlying Stock's performance, before fees and expenses. Compounding affects all investments but has a more significant impact on funds that aims to track indices that replicate leverage daily returns. For a Fund aiming to replicate 1.25 times the daily performance of an Underlying Stock, if adverse daily performance of the Underlying Stock reduces the amount of a shareholder's investment, any further adverse daily performance will lead to a smaller dollar loss because the shareholder's investment had already been reduced by the prior adverse performance. Equally, however, if the favorable daily performance of the Underlying Stock increases the amount of a shareholder's investment, the dollar amount lost due to future adverse performance will increase because the shareholder's investment has increased.

The effect of compounding becomes pronounced as the Underlying Stock volatility and the holding period increase. The impact of compounding will impact each shareholder differently depending on the period of time an investment in the Fund is held and the volatility of the Underlying Stock during the shareholder's holding period of an investment in the Fund.

The chart below provides examples of how Underlying Stock volatility could affect the Fund's performance. Fund performance for periods greater than one single day can be estimated given any set of assumptions for the following factors: a) Underlying Stock volatility; b) Underlying Stock's performance; c) period of time; d) financing rates associated with leveraged exposure; e) other Fund expenses; and f) the Underlying Stock's dividends. The chart below illustrates the impact of two principal factors – Underlying Stock volatility and performance – on Fund performance. The chart shows estimated Fund returns for a number of combinations of Underlying Stock volatility and performance over a one-year period. Performance shown in the chart assumes that (i) there were no Fund expenses; and (ii) borrowing rates (needed to obtain a leveraged long exposure) of 0%. If Fund expenses and/or actual borrowing/lending rates were reflected, the estimated returns would be lower than those shown. Particularly during periods of higher Underlying Stock volatility, compounding will cause results for periods longer than a trading day to vary from the performance of the Underlying Stock.

As shown in the chart below, the Fund would be expected to lose 6.0% if the Underlying Stock provided no return over a one-year period during which the Underlying Stock experienced annualized volatility of 25%. At higher ranges of volatility, there is a chance of a significant loss of value in the Fund, even if the Underlying Stock return is flat.

For instance, if the Underlying Stock annualized volatility is 100%, the Fund would be expected to lose 63.3% of its value, even if the cumulative Underlying Stock return for the year was 0%. Areas shaded red (or dark gray) represent those scenarios where the Fund can be expected to return less than 200% of the performance of the Underlying Stock and those shaded green (or light gray) represent those scenarios where the Fund can be expected to return more than 200% of the performance of the Underlying Stock. The Fund's actual returns may be significantly better or worse than the returns shown below as a result of any of the factors discussed above or in "Tracking Error Risk" below.

One Year Performance of the Underlying Stock	200% of One Year Performance of the Underlying Stock	Volatility of the Underlying Stock (annualized)							
		10%	25%	50%	75%	100%	125%	150%	
-95%	-190%	-99.8%	-99.8%	-99.8%	-99.9%	-99.9%	-100.0%	-100.0%	
-90%	-180%	-99.0%	-99.1%	-99.2%	-99.5%	-99.6%	-99.8%	-99.9%	
-80%	-160%	-96.1%	-96.3%	-96.9%	-97.8%	-98.6%	-99.2%	-99.6%	
-70%	-140%	-91.1%	-91.6%	-93.0%	-94.9%	-96.8%	-98.2%	-99.1%	
-60%	-120%	-84.2%	-85.0%	-87.6%	-91.0%	-94.2%	-96.8%	-98.4%	
-50%	-100%	-75.3%	-76.6%	-80.6%	-85.9%	-90.9%	-94.9%	-97.5%	
-40%	-80%	-64.4%	-66.2%	-72.0%	-79.6%	-86.9%	-92.6%	-96.4%	
-30%	-60%	-51.4%	-54.0%	-61.9%	-72.1%	-82.1%	-90.0%	-95.1%	
-20%	-40%	-36.7%	-39.8%	-50.1%	-63.7%	-76.7%	-86.8%	-93.5%	
-10%	-20%	-19.8%	-23.9%	-36.9%	-53.8%	-70.5%	-83.4%	-91.8%	
0%	0%	-1.0%	-6.0%	-22.1%	-43.3%	-63.3%	-79.2%	-89.6%	
10%	20%	19.8%	13.7%	-5.5%	-31.1%	-55.4%	-74.9%	-87.7%	
20%	40%	42.6%	35.3%	12.1%	-18.1%	-47.3%	-70.5%	-85.3%	
30%	60%	67.2%	58.8%	31.4%	-3.9%	-38.4%	-65.2%	-82.4%	
40%	80%	93.9%	84.0%	52.7%	12.5%	-28.4%	-59.6%	-80.0%	
50%	100%	122.6%	111.2%	75.5%	28.4%	-17.6%	-53.1%	-76.5%	
60%	120%	153.4%	140.4%	99.7%	46.5%	-6.8%	-38.9%	-69.3%	
70%	140%	185.9%	171.4%	125.3%	65.4%	6.5%	-38.9%	-69.3%	
80%	160%	220.4%	204.2%	152.5%	85.2%	20.1%	-32.4%	-66.5%	
90%	180%	256.7%	239.1%	181.3%	105.4%	34.7%	-25.0%	-61.9%	
95%	190%	295.2%	275.3%	211.8%	129.1%	48.1%	-18.1%	-59.1%	

The Underlying Stock's annualized historical volatility rate for the period from September 29, 2020 (the Underlying Stock's IPO date) to July 31, 2024 was 75.1%. During the period observed the Underlying Stock's highest volatility rate over a 12-month period was 90.5% and volatility for a shorter period of time may have been substantially higher. The Underlying Stock's annualized performance for the period from September 29, 2020 (the Underlying Stock's IPO date) to July 31, 2024 was 40.7%. Historical Underlying Stock volatility and performance are not indications of what the Underlying Stock volatility and performance will be in the future. The volatility or instruments that reflect the value of the Underlying Stock, such as swaps, may differ from the volatility of the Underlying Stock.

Correlation Risk: A number of factors may affect the Fund's ability to achieve a high degree of correlation with Underlying Stock, and there is no guarantee that the Fund will achieve a high degree of correlation. Failure to achieve a high degree of correlation may prevent the Fund from achieving its investment objective, and the percentage change of the Fund's NAV each day may differ, perhaps significantly in amount, and possibly even direction, from 200% of the percentage change of Underlying Stock on such day.

In order to achieve a high degree of correlation with Underlying Stock, the Fund seeks to rebalance its portfolio daily to keep exposure consistent with its investment objective. Being materially under- or overexposed to Underlying Stock may prevent the Fund from achieving a high degree of correlation with Underlying Stock and may expose the Fund to greater leverage risk. Market disruptions or closure, regulatory restrictions, market volatility, illiquidity in the markets for the financial instruments in which the Fund invests, and other factors will adversely affect the Fund's ability to adjust exposure to requisite levels. The target amount of portfolio exposure is impacted dynamically by Underlying Stock's movements, including intraday movements. Because of this, it is unlikely that the Fund will have perfect 200% exposure during the day or at the end of each day and the likelihood of being materially under- or overexposed is higher on days when Underlying Stock is volatile, particularly when Underlying Stock is volatile at or near the close of the trading day.

A number of other factors may also adversely affect the Fund's correlation with Underlying Stock, including fees, expenses, transaction costs, financing costs associated with the use of derivatives, income items, valuation methodology, accounting standards and disruptions or illiquidity in the markets for the securities or financial instruments in which the Fund invests. The Fund may take or refrain from taking positions in order to improve tax efficiency, comply with regulatory restrictions, or for other reasons, each of which may negatively affect the Fund's correlation with Underlying Stock. The Fund may also be subject to large movements of assets into and out of the Fund, potentially resulting in the Fund being under- or overexposed to Underlying Stock. Additionally, the Fund's underlying investments and/or reference assets may trade on markets that may not be open on the same day as the Fund, which may cause a difference between the changes in the daily performance of the Fund and changes in the performance of Underlying Stock. Any of these factors could decrease correlation between the performance of the Fund and Underlying Stock and may hinder the Fund's ability to meet its daily investment objective on or around that day.

Leverage Risk: The Fund obtains investment exposure in excess of its net assets by utilizing leverage and may lose more money in market conditions that are adverse to its investment objective than a fund that does not utilize leverage. An investment in the Fund is exposed to the risk that a decline in the daily performance of the Underlying Stock will be magnified. This means that an investment in the Fund will be reduced by an amount equal to 2% for every 1% daily decline in the Underlying Stock, not including the costs of financing leverage and other operating expenses, which would further reduce its value. The Fund could theoretically lose an amount greater than its net assets in the event the Underlying Stock declines more than 50%. Leverage will also have the effect of magnifying any differences in the Fund performance's correlation with the Underlying Stock.

Due to the limited availability of necessary investments or financial instruments, the Fund could, among other things, as a defensive measure, limit or suspend creations or redemptions of Creation Units until the adviser determines that the requisite exposure to the Underlying Stock is obtainable. During the period that creation or redemptions are affected, the Fund's shares could trade at a significant premium or discount to their net asset value or the bid-ask spread of the Fund's shares could widen significantly. In the case of a period during which creations are suspended, the Fund could experience significant redemptions, which may cause the Fund to sell portfolio securities at unfavorable prices and increased transaction and other costs and make greater taxable distributions to shareholders of the Fund.

Software and Information Technology Company Risks: The performance of the Underlying Stock, and consequently the Fund's performance, is subject to the risks of the software and information technology sector. The value of stocks of information technology companies and companies that rely heavily on technology is particularly vulnerable to rapid changes in technology product cycles, rapid product obsolescence, government regulation, and competition, both domestically and internationally, including competition from competitors with lower production costs. In addition, many information technology companies have limited product lines, markets, financial resources or personnel. The prices of information technology companies and companies that rely heavily on technology, especially those of smaller, less-seasoned companies, tend to be more volatile and less liquid than the overall market. Information technology companies are heavily dependent on patent and intellectual property rights, the loss or impairment of which may adversely affect profitability. Additionally, companies in the information technology sector may face dramatic and often unpredictable changes in growth rates and competition for the services of qualified personnel.

Counterparty Risk: A counterparty (the other party to a transaction or an agreement or the party with whom the Fund executes transactions) to a transaction (including repurchase transaction) with the Fund may be unable or unwilling to make timely principal, interest or settlement payments, or otherwise honor its obligations.

Derivatives Risk: The use of derivative instruments involves risks different from, or possibly greater than, the risks associated with investing directly in securities and other traditional investments. These risks include (i) the risk that the counterparty to a derivative transaction may not fulfill its contractual obligations; (ii) risk of mispricing or improper valuation; and (iii) the risk that changes in the value of the derivative may not correlate perfectly with the underlying asset, rate or index. Derivative prices are highly volatile and may fluctuate substantially during a short period of time. Such prices are influenced by numerous factors that affect the markets, including, but not limited to: changing supply and demand relationships; government programs and policies; national and international political and economic events, changes in interest rates, inflation and deflation and changes in supply and demand relationships. Trading derivative instruments involves risks different from, or possibly greater than, the risks associated with investing directly in securities.

The Fund will be subject to regulatory constraints relating to the level of value at risk that the Fund may incur through its derivative portfolio. To the extent the Fund exceeds these regulatory thresholds over an extended period, the Fund may determine that it is necessary to make adjustments to the Fund's investment strategy.

Exchange Traded Fund Structure Risk: The Fund is structured as an exchange traded fund and as a result is subject to special risks, including:

- The market prices of shares will fluctuate in response to changes in NAV and supply and demand for shares and will include a "bid-ask spread" charged by the exchange specialists, market makers or other participants that trade the particular security. There may be times when the market price and the NAV vary significantly. This means that Shares may trade at a discount to NAV.
- In times of market stress, market makers may step away from their role market making in shares of exchange traded funds and in executing trades, which can lead to differences between the market value of Fund shares and the Fund's NAV.
- In stressed market conditions, the market for the Fund's shares may become less liquid in response to the deteriorating liquidity of the Fund's portfolio. This adverse effect on the liquidity of the Fund's shares may, in turn, lead to differences between the market value of the Fund's shares and the Fund's NAV.
- An active trading market for the Fund's shares may not be developed or maintained. Trading in Shares on the Exchange may be halted due to market conditions or for reasons that, in the view of the Exchange, make trading in Shares inadvisable, such as extraordinary market volatility. There can be no assurance that Shares will continue to meet the listing requirements of the Exchange. If the Fund's shares are traded outside a collateralized settlement system, the number of financial institutions that can act as authorized participants that can post collateral on an agency basis is limited, which may limit the market for the Fund's shares.

Fixed Income Securities Risk: When the Fund invests in fixed income securities, the value of your investment in the Fund will fluctuate with changes in interest rates. Typically, a rise in interest rates causes a decline in the value of fixed income securities owned by the Fund. In general, the market price of fixed income securities with longer maturities will increase or decrease more in response to changes in interest rates than shorter-term securities. Other risk factors include credit risk (the debtor may default), extension risk (an issuer may exercise its right to repay principal on a fixed rate obligation held by the Fund later than expected), and prepayment risk (the debtor may pay its obligation early, reducing the amount of interest payments). These risks could affect the value of a particular investment by the Fund, possibly causing the Fund's share price and total return to be reduced and fluctuate more than other types of investments.

Management Risk: The Adviser's judgments about the attractiveness, value and potential appreciation of a particular security or derivative in which the Fund invests may prove to be incorrect and may not produce the desired results.

Market and Geopolitical Risk: The increasing interconnectivity between global economies and financial markets increases the likelihood that events or conditions in one region or financial market may adversely impact issuers in a different country, region or financial market. Securities in the Fund's portfolio may underperform due to inflation (or expectations for inflation), interest rates, global demand for particular products or resources, natural disasters, pandemics, epidemics, terrorism, regulatory events and governmental or quasi-governmental actions. The occurrence of global events similar to those in recent years, such as terrorist attacks around the world, natural disasters, social and political discord or debt crises and downgrades, among others, may result in market volatility and may have long term effects on both the U.S. and global financial markets. It is difficult to predict when similar events affecting the U.S. or global financial markets may occur, the effects that such events may have and the duration of those effects.

Non-Diversified Risk: The Fund's portfolio focuses on the Underlying Stock and will be subject to potential for volatility than a diversified fund.

Swap Risk: Swaps are subject to tracking risk because they may not be perfect substitutes for the instruments they are intended to hedge or replace. Over the counter swaps are subject to counterparty default. Leverage inherent in derivatives will tend to magnify the Fund's losses.

Options Contracts Risk: The use of options contracts involves investment strategies and risks different from those associated with ordinary portfolio securities transactions. The prices of options are volatile and are influenced by, among other things, actual and anticipated changes in the value of the underlying instrument, including the anticipated volatility, which are affected by fiscal and monetary policies and by national and international political, changes in the actual or implied volatility or the reference asset, the time remaining until the expiration of the option contract and economic events. For the Fund, in particular, the value of the options contracts in which it invests is substantially influenced by the value of the Underlying Stock. The Fund may experience substantial downside from specific option positions and certain option positions held by the Fund may expire worthless. As an option approaches its expiration date, its value typically increasingly moves with the value of the underlying instrument. However, prior to such a date, the value of an option generally does not increase or decrease at the same rate as the underlying instrument. There may at times be an imperfect correlation between the movement in values of options contracts and the underlying instrument, and there may at times not be a liquid secondary market for certain options contracts. The value of the options held by the Fund will be determined based on market quotations or other recognized pricing methods. Furthermore, when the Fund seeks to trade out of positions, especially near expiration, there is an added risk that the Fund may be required to allocate resources unexpectedly to fulfill these obligations. This potential exposure to physical settlement can significantly impact the Fund's liquidity and market exposure, particularly in volatile market conditions. If the Fund sells non-cash settled options contracts, it would be obligated to receive shares of the Underlying Stock when the option is exercised. Consequently, there is a risk that the Fund may have to physically acquire the Underlying Stock shares at the strike price, which could result in the Fund holding the Underlying Stock, and an asset that has declined in value. The level of exposure obtained through option contracts should at most be equal to the Fund's Daily Leverage Factor times the Fund's net asset value.

Rebalancing Risk: If for any reason the Fund is unable to rebalance all or a portion of its portfolio, or if all or a portion of the portfolio is rebalanced incorrectly, the Fund's investment exposure may not be consistent with the Fund's investment objective. In these instances, the Fund may have investment exposure to the Underlying Stock that is significantly greater or less than its stated multiple. As a result, the Fund may be more exposed to leverage risk than if it had been properly rebalanced and may not achieve its investment objective.

Trading Halt Risk: Although the Underlying Stock's shares are listed for trading on an exchange, there can be no assurance that an active trading market for such shares will be available at all times and the exchange may halt trading of such shares in certain circumstances. A halt in trading in the Underlying Stock's shares is expected, in turn, to result in a halt in the trading in the Fund's shares. Trading in the Underlying Stock's and/or Fund's shares on the exchange may be halted due to market conditions or for reasons that, in the view of the exchange, make trading in the Underlying Stock's and/or Fund's shares inadvisable. In addition, trading in Underlying Stock's and/or Fund's shares on an exchange is subject to trading halts caused by extraordinary market volatility pursuant to exchange "circuit breaker" rules." In the event of a trading halt for an extended period of time, the Fund may be unable to execute arrangements with swap counterparties that are necessary to implement the Fund's investment strategy.

Tracking Error Risk: Tracking error is the divergence of the Fund's performance from that of its investment objective which aims to replicate 2 times the daily percentage change of the Underlying Stock. The performance of the Fund may diverge from that of its investment objective for a number of reasons. Tracking error may occur because of transaction costs, the Fund's holding of cash, differences in accrual of dividends, being under or overexposed to the Underlying Stock or the need to meet new or existing regulatory requirements. Tracking error risk may be heightened during times of market volatility or other unusual market conditions such as market disruptions. The Fund may be required to deviate from its investment objective as a result of market restrictions or other legal reasons, including regulatory limits or other restrictions on securities that may be purchased by the Adviser and its affiliates.

Investing in U.S. Equities Risk: Investing in U.S. issuers subjects the Fund to legal, regulatory, political, currency, security, and economic risks that are specific to the U.S. Certain changes in the U.S., such as a weakening of the U.S. economy or a decline in its financial markets, may have an adverse effect on U.S. issuers.

US Treasury Risk: U.S. Treasury obligations are backed by the "full faith and credit" of the U.S. government and generally have negligible credit risk. Securities issued or guaranteed by federal agencies or authorities and U.S. government-sponsored instrumentalities or enterprises may or may not be backed by the full faith and credit of the U.S. government. The Fund may be subject to such risk to the extent it invests in securities issued or guaranteed by federal agencies or authorities and U.S. government-sponsored instrumentalities or enterprises.

Tax Risk: In order to qualify for the favorable tax treatment generally available to regulated investment companies, the Fund must satisfy certain diversification and other requirements. In particular, the Fund generally may not acquire a security if, as a result of the acquisition, more than 50% of the value of the Fund's assets would be invested in (a) issuers in which the Fund has, in each case, invested more than 5% of the Fund's assets and (b) issuers more than 10% of whose outstanding voting securities are owned by the Fund. The application of these requirements to certain investments (including swaps) that may be entered into by the Fund is unclear. In addition, the application of these requirements to the Fund's investment objective is not clear, particularly because the Fund's investment objective focuses on the performance of the stock of a single issuer. If the Fund were to fail to qualify as a regulated investment company, it would be taxed in the same manner as an ordinary corporation, and distributions to its shareholders would not be deductible by the Fund in computing its taxable income.

Performance: The Fund has not yet completed a full calendar year as of the date of this prospectus and therefore does not have a performance history for a full calendar year. Once available, the Fund's performance information will be accessible on the Fund's website at www.graniteshares.com and will provide some indication of the risks of investing in the Fund by showing changes in the Fund's performance and by showing how the Fund's returns compare with those of a broad measure of market performance. The Fund's past performance (before and after taxes) is not necessarily an indication of how the Fund will perform in the future.

Investment Adviser: GraniteShares Advisors LLC

Portfolio Managers: Benoit Autier and Jeff Kleerman have been portfolio managers of the Fund since the Fund's inception in 2022. Ryan Dofflemeyer has been portfolio manager since September 2024.

Purchase and Sale of Fund Shares: The Fund is an ETF. Individual Shares of the Fund may only be bought and sold in the secondary market (i.e., on a national securities exchange) through a broker-dealer at a market price. Because ETF shares trade at market prices rather than at NAV, Shares may trade at a price greater than NAV (at a premium), at NAV or less than NAV (at a discount). An investor may incur costs attributable to the difference between the highest price a buyer is willing to pay to purchase Shares of the Fund (bid) and the lowest price a seller is willing to accept for Shares of the Fund (ask) when buying or selling Shares in the secondary market (the "bid-ask spread"). The bid-ask spread varies over time for Shares based on trading volume and market liquidity, and is generally lower if the Fund's Shares have more trading volume and market liquidity and higher if the Fund's Shares have little trading volume and market liquidity. Recent information regarding the Fund, including its NAV, market price, premiums and discounts, and bid/ask spreads, is available on the Fund's website at www.graniteshares.com.

Tax Information: The Fund's distributions will be taxable to you, generally as ordinary income unless you are invested through a tax-advantaged arrangement, such as a 401(k) plan, IRA or other tax-advantaged account; in such cases, you may be subject to tax when assets are withdrawn from such tax-advantaged arrangement. A sale of Shares may result in capital gain or loss.

Payments to Broker-Dealers and Other Financial Intermediaries: If you purchase Shares of the Fund through a broker-dealer or other financial intermediary (such as a bank) (an "Intermediary"), the adviser and/or its related companies may pay the Intermediary for the sale of Shares and related services. These payments may create a conflict of interest by influencing the Intermediary and your salesperson to recommend the Fund over another investment. Any such arrangements do not result in increased Fund expenses. Ask your salesperson or visit the Intermediary's website for more information.

GRANITESHARES 2X LONG UBER DAILY ETF – SUMMARY

Ticker: UBRL

Exchange: Nasdaq Stock Market LLC

Important Information Regarding the Fund

The GraniteShares 2x Long UBER Daily ETF (the “Fund”) seeks daily leveraged investment results of 2 times (200%) the daily percentage change of the common stock of Uber Technologies, Inc. (NYSE: UBER) (the “Underlying Stock”). Because the Fund seeks daily leveraged investment results it is very different from most other exchange-traded funds. It is also riskier than alternatives that do not use leverage. The return for investors that invest for periods longer or shorter than a trading day should not be expected to be 200% the performance of the Underlying Stock for the period. The return of the Fund for a period longer than a trading day will be the result of each trading day’s compounded return over the period, which will very likely differ from 200% the return of the Underlying Stock for that period. Longer holding periods, higher volatility of the Underlying Stock and leverage increase the impact of compounding on an investor’s returns. During periods of higher underlying stock volatility, the volatility of the Underlying Stock may affect the Fund’s return as much as, or more than, the return of the Underlying Stock.

The Fund is not suitable for all investors. The Fund is designed to be utilized only by knowledgeable investors who understand the potential consequences of seeking daily leveraged (2X) investment results, understand the risks associated with the use of leverage and are willing to monitor their portfolios frequently. The Fund is not intended to be used by, and is not appropriate for, investors who do not intend to actively monitor and manage their portfolios. For periods longer than a single day, the Fund will lose money if the Underlying Stock’s performance is flat, and it is possible that the Fund will lose money even if the Underlying Stock’s performance increases over a period longer than a single day. An investor could lose the full principal value of his/her investment within a single day.

Investment Objective

The Fund seeks daily investment results, before fees and expenses, of 2 times (200%) the daily percentage change of the common stock of Uber Technologies, Inc. (NYSE: UBER).

Fund Fees and Expenses

This table describes the fees and expenses that you may pay if you buy, hold, and sell shares of the Fund (“Shares”). The fees are expressed as a percentage of the Fund’s average daily net assets. Investors may pay other fees, such as brokerage commissions and other fees to financial intermediaries, which are not reflected in the table and example below.

Annual Fund Operating Expenses

(expenses that you pay each year as a percentage of the value of your investment)

Management Fee	0.99%
Distribution and/or Service (12b-1) Fees	0.00%
Other Expenses ⁽¹⁾	0.19%
Total Annual Fund Operating Expenses ⁽²⁾	1.18%
Fee Waiver/Reimbursements ⁽³⁾	-0.03%
Net Annual Fund Operating Expenses After Fee Waiver/Reimbursements ^{(1), (2), (3)}	1.15%

(1) Other Expenses are estimated for the Fund’s initial fiscal year.

(2) The cost of investing in swaps, including the embedded cost of the swap and the operating expenses of the referenced assets, is an indirect expense that is not included in the above fee table and is not reflected in the expense example. The total indirect cost of investing in swaps, including the embedded cost of the swap and the operating expenses of the referenced assets, is estimated to be 1.00% for the fiscal year ending June 30, 2025.

(3) GraniteShares Advisors LLC has contractually agreed to waive its fees and/or pay for operating expenses of the Fund to ensure that total annual fund operating expenses (exclusive of any (i) interest, (ii) brokerage fees and commission, (iii) acquired fund fees and expenses, (iv) fees and expenses associated with instruments in other collective investment vehicles or derivative instruments (including for example options and swap fees and expenses), (v) interest and dividend expense on short sales, (vi) taxes, (vii) other fees related to underlying investments (such as option fees and expenses or swap fees and expenses), (viii) expenses incurred in connection with any merger or reorganization or (ix) extraordinary expenses such as litigation) will not exceed 1.15%. This agreement is effective until December 31, 2025 and it may be terminated before that date only by the Trust’s Board of Trustees. GraniteShares Advisors LLC may request recoupment of previously waived fees and paid expenses from the Fund for three years from the date such fees and expenses were waived or paid, if such reimbursement will not cause the Fund’s total expense ratio to exceed the expense limitation in place at the time of the waiver and/or expense payment and the expense limitation in place at the time of the recoupment.

Example

This Example is intended to help you compare the cost of investing in the Fund with the cost of investing in mutual funds and other exchange traded funds.

The Example assumes that you invest \$10,000 in the Fund for the time periods indicated and then sell all of your Shares at the end of those periods. The Example also assumes that your investment has a 5% return each year and that the Fund's operating expenses remain the same. The figures shown would be the same whether or not you sold your Shares at the end of each period.

Although your actual costs may be higher or lower, based on these assumptions your costs would be:

	1 Year		3 Years
\$	117	\$	365

Portfolio Turnover

The Fund pays transaction costs, such as commissions, when it, buys and sells securities (or "turns over" its portfolio). A higher portfolio turnover rate may indicate higher transaction costs and may result in higher taxes when Shares are held in a taxable account. These costs, which are not reflected in annual fund operating expenses or in the Example, affect the Fund's performance. The Fund does not have any portfolio turnover because it has not yet been launched.

Principal Investment Strategies

The Fund is an actively managed exchange traded fund that attempts to replicate 2 times (200%) the daily percentage change of the Underlying Stock by entering financial instruments such as swaps and options on the Underlying Stock as well as directly purchasing the Underlying Stock. At the end of each trading day, the notional exposure against the Underlying Stock obtained through the combination of these instruments will be approximately 200% of the Fund's net asset value. The Fund aims to generate 2 times the daily performance of the Underlying Stock for a single day. A "single day" is defined as being calculated "from the close of regular trading on one trading day to the close on the next trading day."

The Fund will aim to primarily obtain its notional exposure against the Underlying Stock through swap agreements. In case the Fund faces restriction in increasing its swap notional exposure, it may use option contracts on the Underlying Stock or buy the Underlying Stock directly.

Swaps:

The Fund may enter into one or more swap agreements with major financial institutions for a specified period ranging from a day to more than one year whereby the Fund and the financial institution will agree to exchange the return (or differentials in rates of return) earned or realized on the Underlying Stock. The gross return to be exchanged or "swapped" between the parties is calculated with respect to a "notional amount," e.g., the return on or change in value of a particular dollar amount representing the Underlying Stock.

The Fund is expected to post between 35% and 45% of its assets as collateral under the swap agreements

The Fund expects to use Cowen Financial Products LLC as its initial swap counterparty. Cowen Financial Products LLC is a conditionally registered swap dealer and is required to file certain reports from time to time with the Securities and Exchange Commission. Cowen Financial Products LLC is an indirect subsidiary of Toronto Dominion Bank, a Canadian company whose shares are listed for trade on the New York Stock Exchange (NYSE) under the symbol "TD." Debts of Cowen Financial Products LLC as it may relate to the Fund are not guaranteed by its parent company.

Options:

Depending on market conditions, market liquidity and operational constraints, the Fund may either buy deep in-the-money call option contracts, or simultaneously buy an at-the-money call option contract and sell an at-the-money put option contract (a strategy generally referred to as synthetic forward). All option contracts bought and sold will be against the Underlying Stock. The Fund will pay the premium for each call option contract bought and receive the premium for each put option sold. The Fund's participation in potential changes in the price of the Underlying Stock is based on the price of the Underlying Stock at the time the Fund buys the call and sell the put option contracts, the strike price of the call (put) option contract and the Underlying Stock price at the time of the contract's expiration. The maturity of the option contract bought and sold may vary from 1-week to 1-month.

As part of the Fund's strategy, the Fund may buy a combination of standardized exchange-traded and FLEXible EXchange® ("FLEX") call and put options contracts that are based on the value of the price returns of the Underlying Stock. The Fund will only buy and sell options contracts that are listed for trading on regulated U.S. exchanges. Traditional exchange-traded options contracts have standardized terms, such as the type (call or put), the reference asset, the strike price and expiration date. Exchange-listed options contracts are guaranteed for settlement by the Options Clearing Corporation ("OCC"). FLEX Options are a type of exchange-listed options contract with uniquely customizable terms that allow investors to customize key terms like type, strike price and expiration date that are standardized in a typical options contract. FLEX Options are also guaranteed for settlement by the OCC.

In general, an option is a contract that gives the purchaser (holder) of the option, in return for a premium, the right to buy from (call) or sell to (put) the seller (writer) of the option the security or currency underlying (in this case, the Underlying Stock) the option at a specified exercise price.

An option is said to be "European Style" when it can be exercised only at expiration whereas an "American Style" option can be exercised at any time prior to expiration. The Fund may use either European or American style options.

The Fund's cash balance may be invested in the following instruments: (1) U.S. Government securities, such as bills, notes and bonds issued by the U.S. Treasury; (2) money market funds; (3) short term bond ETFs; (4) corporate debt securities, such as commercial paper and other short-term unsecured promissory notes issued by businesses that are rated investment grade or of comparable quality as collateral for the Fund's swap agreements; (5) repurchase transactions, which are transactions under which the purchaser (*i.e.*, the Fund) acquires securities and the seller agrees, at the time of the sale, to repurchase the securities at a mutually agreed-upon time and price, thereby determining the yield during the purchaser's holding period, and/or; (6) US equities listed on a national security exchange, sovereign fixed income securities with a credit rating at least equal to the United States Federal Government, or corporate debt securities, such as commercial paper and other short-term unsecured promissory notes issued by businesses that are rated investment grade for the purposes of entering into swap agreements with the Fund's swap counterparties.

The Fund has adopted a policy to have at least 80% of its investment exposure to financial instruments with economic characteristics that should have 2 times the performance of the Underlying Stock.

Due to the Fund's investment exposure to the Underlying Stock, the Fund's investment exposure is concentrated in the business services industry.

Because of daily rebalancing and the compounding of each day's return over time, the return of the Fund for periods longer than a single day will be the result of each day's returns compounded over the period, which will very likely differ from 200% of the return of the Underlying Stock over the same period. The Fund will lose money if the Underlying Stock's performance is flat over time, and as a result of daily rebalancing, the Underlying Stock volatility and the effects of compounding, it is even possible that the Fund will lose money over time while the Underlying Stock's performance increases over a period longer than a single day.

THE FUND, THE GRANITESHARES ETF TRUST, AND GRANITESHARES ADVISORS LLC ARE NOT AFFILIATED WITH THE UNDERLYING STOCK.

This prospectus relates only to the Fund shares offered hereby and is not a prospectus for the common stock or other securities of Uber Technologies, Inc. The common stock of Uber Technologies, Inc. (UBER) is registered under the Securities Exchange Act of 1934, as amended (the "Exchange Act"). Information provided to or filed with the Securities and Exchange Commission by Uber Technologies, Inc. pursuant to the Exchange Act can be located at the Securities and Exchange Commission's website at www.sec.gov. In addition, information regarding Uber Technologies, Inc. may be obtained from other sources including, but not limited to, press releases, newspaper articles and other publicly disseminated documents.

PRINCIPAL RISKS OF INVESTING IN THE FUND

As with all ETFs, there is the risk that you could lose money through your investment in the Fund. Many factors affect the Fund's NAV and performance.

Underlying Stock Risk: The Underlying Stock is subject to many risks that can negatively impact its revenue and viability including, but are not limited to price volatility risk, management risk, inflation risk, global economic risk, growth risk, supply and demand risk, operations risk, regulatory risk, environmental risk, terrorism risk and the risk of natural disasters. The Underlying Stock performance may be affected by company's ability to attract and maintain a certain level of drivers and consumers, its success in investing in new technologies and services, the potential classification of its drivers as employees, changes in the conditions affecting major markets, cyberattacks, its ability to receive additional working capital, governmental regulation changes and risks of legal proceeding. The Fund's daily returns may be affected by many factors but will depend on the performance and volatility of the Underlying Stock.

Effects of Compounding and Market Volatility Risk: The Fund aims to replicate the leveraged daily returns of the Underlying Stock and the Fund's performance for periods greater than a trading day will be the result of each day's returns compounded over the period, which is very likely to differ from the Underlying Stock's performance, before fees and expenses. Compounding affects all investments but has a more significant impact on funds that aim to replicate leverage daily returns. For a Fund aiming to replicate 2 times the daily performance of an Underlying Stock, if adverse daily performance of the Underlying Stock reduces the amount of a shareholder's investment, any further adverse daily performance will lead to a smaller dollar loss because the shareholder's investment had already been reduced by the prior adverse performance. Equally, however, if the favorable daily performance of the Underlying Stock increases the amount of a shareholder's investment, the dollar amount lost due to future adverse performance will increase because the shareholder's investment has increased.

The effect of compounding becomes pronounced as the Underlying Stock volatility and the holding period increase. The impact of compounding will impact each shareholder differently depending on the period of time an investment in the Fund is held and the volatility of the Underlying Stock during the shareholder's holding period of an investment in the Fund.

The chart below provides examples of how Underlying Stock volatility could affect the Fund's performance. Fund performance for periods greater than one single day can be estimated given any set of assumptions for the following factors: a) Underlying Stock volatility; b) Underlying Stock's performance; c) period of time; d) financing rates associated with leveraged exposure; e) other Fund expenses; and f) the Underlying Stock's dividends. The chart below illustrates the impact of two principal factors – Underlying Stock volatility and performance – on Fund performance. The chart shows estimated Fund returns for a number of combinations of Underlying Stock volatility and performance over a one-year period. Performance shown in the chart assumes that (i) there were no Fund expenses; and (ii) borrowing rates (needed to obtain a leveraged long exposure) of 0%. If Fund expenses and/or actual borrowing/lending rates were reflected, the estimated returns would be lower than those shown. Particularly during periods of higher Underlying Stock volatility, compounding will cause results for periods longer than a trading day to vary from the performance of the Underlying Stock.

As shown in the chart below, the Fund would be expected to lose 6.0% if the Underlying Stock provided no return over a one-year period during which the Underlying Stock experienced annualized volatility of 25%. At higher ranges of volatility, there is a chance of a significant loss of value in the Fund, even if the Underlying Stock return is flat.

For instance, if the Underlying Stock annualized volatility is 100%, the Fund would be expected to lose 63.3% of its value, even if the cumulative Underlying Stock return for the year was 0%. Areas shaded red (or dark gray) represent those scenarios where the Fund can be expected to return less than 200% of the performance of the Underlying Stock and those shaded green (or light gray) represent those scenarios where the Fund can be expected to return more than 200% of the performance of the Underlying Stock. The Fund's actual returns may be significantly better or worse than the returns shown below as a result of any of the factors discussed above or in "Tracking Error Risk" below.

One Year Performance of the Underlying Stock	200% of One Year Performance of the Underlying Stock	Volatility of the Underlying Stock (annualized)						
		10%	25%	50%	75%	100%	125%	150%
-95%	-190%	-99.8%	-99.8%	-99.8%	-99.9%	-99.9%	-100.0%	-100.0%
-90%	-180%	-99.0%	-99.1%	-99.2%	-99.5%	-99.6%	-99.8%	-99.9%
-80%	-160%	-96.1%	-96.3%	-96.9%	-97.8%	-98.6%	-99.2%	-99.6%
-70%	-140%	-91.1%	-91.6%	-93.0%	-94.9%	-96.8%	-98.2%	-99.1%
-60%	-120%	-84.2%	-85.0%	-87.6%	-91.0%	-94.2%	-96.8%	-98.4%
-50%	-100%	-75.3%	-76.6%	-80.6%	-85.9%	-90.9%	-94.9%	-97.5%
-40%	-80%	-64.4%	-66.2%	-72.0%	-79.6%	-86.9%	-92.6%	-96.4%
-30%	-60%	-51.4%	-54.0%	-61.9%	-72.1%	-82.1%	-90.0%	-95.1%
-20%	-40%	-36.7%	-39.8%	-50.1%	-63.7%	-76.7%	-86.8%	-93.5%
-10%	-20%	-19.8%	-23.9%	-36.9%	-53.8%	-70.5%	-83.4%	-91.8%
0%	0%	-1.0%	-6.0%	-22.1%	-43.3%	-63.3%	-79.2%	-89.6%
10%	20%	19.8%	13.7%	-5.5%	-31.1%	-55.4%	-74.9%	-87.7%
20%	40%	42.6%	35.3%	12.1%	-18.1%	-47.3%	-70.5%	-85.3%
30%	60%	67.2%	58.8%	31.4%	-3.9%	-38.4%	-65.2%	-82.4%
40%	80%	93.9%	84.0%	52.7%	12.5%	-28.4%	-59.6%	-80.0%
50%	100%	122.6%	111.2%	75.5%	28.4%	-17.6%	-53.1%	-76.5%
60%	120%	153.4%	140.4%	99.7%	46.5%	-6.8%	-38.9%	-69.3%
70%	140%	185.9%	171.4%	125.3%	65.4%	6.5%	-38.9%	-69.3%
80%	160%	220.4%	204.2%	152.5%	85.2%	20.1%	-32.4%	-66.5%
90%	180%	256.7%	239.1%	181.3%	105.4%	34.7%	-25.0%	-61.9%
95%	190%	295.2%	275.3%	211.8%	129.1%	48.1%	-18.1%	-59.1%

The Underlying Stock's annualized historical volatility rate for the five-year period ended July 31, 2024, was 57.6%. During the period observed the Underlying Stock's highest volatility rate over a 12-month period was 75.9% and volatility for a shorter period of time may have been substantially higher. The Underlying Stock's annualized performance for the period for the five-year period ended July 31, 2024 was 9.5%. Historical Underlying Stock volatility and performance are not indications of what the Underlying Stock volatility and performance will be in the future. The volatility or instruments that reflect the value of the Underlying Stock, such as swaps, may differ from the volatility of the Underlying Stock.

Correlation Risk: A number of factors may affect the Fund's ability to achieve a high degree of correlation with Underlying Stock, and there is no guarantee that the Fund will achieve a high degree of correlation. Failure to achieve a high degree of correlation may prevent the Fund from achieving its investment objective, and the percentage change of the Fund's NAV each day may differ, perhaps significantly in amount, and possibly even direction, from 200% of the percentage change of Underlying Stock on such day.

In order to achieve a high degree of correlation with Underlying Stock, the Fund seeks to rebalance its portfolio daily to keep exposure consistent with its investment objective. Being materially under- or overexposed to Underlying Stock may prevent the Fund from achieving a high degree of correlation with Underlying Stock and may expose the Fund to greater leverage risk. Market disruptions or closure, regulatory restrictions, market volatility, illiquidity in the markets for the financial instruments in which the Fund invests, and other factors will adversely affect the Fund's ability to adjust exposure to requisite levels. The target amount of portfolio exposure is impacted dynamically by Underlying Stock's movements, including intraday movements. Because of this, it is unlikely that the Fund will have perfect 200% exposure during the day or at the end of each day and the likelihood of being materially under- or overexposed is higher on days when Underlying Stock is volatile, particularly when Underlying Stock is volatile at or near the close of the trading day.

A number of other factors may also adversely affect the Fund's correlation with Underlying Stock, including fees, expenses, transaction costs, financing costs associated with the use of derivatives, income items, valuation methodology, accounting standards and disruptions or illiquidity in the markets for the securities or financial instruments in which the Fund invests. The Fund may take or refrain from taking positions in order to improve tax efficiency, comply with regulatory restrictions, or for other reasons, each of which may negatively affect the Fund's correlation with Underlying Stock. The Fund may also be subject to large movements of assets into and out of the Fund, potentially resulting in the Fund being under- or overexposed to Underlying Stock. Additionally, the Fund's underlying investments and/or reference assets may trade on markets that may not be open on the same day as the Fund, which may cause a difference between the changes in the daily performance of the Fund and changes in the performance of Underlying Stock. Any of these factors could decrease correlation between the performance of the Fund and Underlying Stock and may hinder the Fund's ability to meet its daily investment objective on or around that day.

Leverage Risk: The Fund obtains investment exposure in excess of its net assets by utilizing leverage and may lose more money in market conditions that are adverse to its investment objective than a fund that does not utilize leverage. An investment in the Fund is exposed to the risk that a decline in the daily performance of the Underlying Stock will be magnified. This means that an investment in the Fund will be reduced by an amount equal to 2% for every 1% daily decline in the Underlying Stock, not including the costs of financing leverage and other operating expenses, which would further reduce its value. The Fund could theoretically lose an amount greater than its net assets in the event the Underlying Stock declines more than 50%. Leverage will also have the effect of magnifying any differences in the Fund performance's correlation with the Underlying Stock.

Due to the limited availability of necessary investments or financial instruments, the Fund could, among other things, as a defensive measure, limit or suspend creations or redemptions of Creation Units until the adviser determines that the requisite exposure to the Underlying Stock is obtainable. During the period that creation or redemptions are affected, the Fund's shares could trade at a significant premium or discount to their net asset value or the bid-ask spread of the Fund's shares could widen significantly. In the case of a period during which creations are suspended, the Fund could experience significant redemptions, which may cause the Fund to sell portfolio securities at unfavorable prices and increased transaction and other costs and make greater taxable distributions to shareholders of the Fund.

On-Demand Business and Technology Services Company Risks: On-demand business and technology services are a relatively new and are subject to risks associated with a developing industry including limited product lines, markets, and financial resources as well as challenges to scalability of production. There is no guarantee that the products or services offered by companies in this business will be successful. Companies engaged in design, production or distribution of goods or services for the media industry may become quickly obsolete. They are subject to risks that include cyclicalities of revenues and earnings, a decrease in the discretionary income of targeted individuals, changing consumer tastes and interests, intense competition, frequent new service introductions, loss or impairment of intellectual property rights, and the potential for increased government regulation. The business models employed by companies in the on-demand industry may not prove to be successful. These companies may also be susceptible to operational and information security risks including those associated with hardware or software failures, interruptions, or delays in service by third party vendors. Additionally, because on-demand companies typically collect and store sensitive consumer information, these companies are potential targets for cybersecurity attacks and other types of theft, and may face scrutiny from regulators considering how consumer data is stored, safeguarded, and used, which could have a negative impact on these companies.

Counterparty Risk: A counterparty (the other party to a transaction or an agreement or the party with whom the Fund executes transactions) to a transaction (including repurchase transaction) with the Fund may be unable or unwilling to make timely principal, interest or settlement payments, or otherwise honor its obligations.

Derivatives Risk: The use of derivative instruments involves risks different from, or possibly greater than, the risks associated with investing directly in securities and other traditional investments. These risks include (i) the risk that the counterparty to a derivative transaction may not fulfill its contractual obligations; (ii) risk of mispricing or improper valuation; and (iii) the risk that changes in the value of the derivative may not correlate perfectly with the underlying asset, rate or index. Derivative prices are highly volatile and may fluctuate substantially during a short period of time. Such prices are influenced by numerous factors that affect the markets, including, but not limited to: changing supply and demand relationships; government programs and policies; national and international political and economic events, changes in interest rates, inflation and deflation and changes in supply and demand relationships. Trading derivative instruments involves risks different from, or possibly greater than, the risks associated with investing directly in securities.

The Fund will be subject to regulatory constraints relating to the level of value at risk that the Fund may incur through its derivative portfolio. To the extent the Fund exceeds these regulatory thresholds over an extended period, the Fund may determine that it is necessary to make adjustments to the Fund's investment strategy.

Exchange Traded Fund Structure Risk: The Fund is structured as an exchange traded fund and as a result is subject to special risks, including:

- The market prices of shares will fluctuate in response to changes in NAV and supply and demand for shares and will include a "bid-ask spread" charged by the exchange specialists, market makers or other participants that trade the particular security. There may be times when the market price and the NAV vary significantly. This means that Shares may trade at a discount to NAV.
- In times of market stress, market makers may step away from their role market making in shares of exchange traded funds and in executing trades, which can lead to differences between the market value of Fund shares and the Fund's NAV.
- In stressed market conditions, the market for the Fund's shares may become less liquid in response to the deteriorating liquidity of the Fund's portfolio. This adverse effect on the liquidity of the Fund's shares may, in turn, lead to differences between the market value of the Fund's shares and the Fund's NAV.
- An active trading market for the Fund's shares may not be developed or maintained. Trading in Shares on the Exchange may be halted due to market conditions or for reasons that, in the view of the Exchange, make trading in Shares inadvisable, such as extraordinary market volatility. There can be no assurance that Shares will continue to meet the listing requirements of the Exchange. If the Fund's shares are traded outside a collateralized settlement system, the number of financial institutions that can act as authorized participants that can post collateral on an agency basis is limited, which may limit the market for the Fund's shares.

Fixed Income Securities Risk: When the Fund invests in fixed income securities, the value of your investment in the Fund will fluctuate with changes in interest rates. Typically, a rise in interest rates causes a decline in the value of fixed income securities owned by the Fund. In general, the market price of fixed income securities with longer maturities will increase or decrease more in response to changes in interest rates than shorter-term securities. Other risk factors include credit risk (the debtor may default), extension risk (an issuer may exercise its right to repay principal on a fixed rate obligation held by the Fund later than expected), and prepayment risk (the debtor may pay its obligation early, reducing the amount of interest payments). These risks could affect the value of a particular investment by the Fund, possibly causing the Fund's share price and total return to be reduced and fluctuate more than other types of investments.

Management Risk: The Adviser's judgments about the attractiveness, value and potential appreciation of a particular security or derivative in which the Fund invests may prove to be incorrect and may not produce the desired results.

Market and Geopolitical Risk: The increasing interconnectivity between global economies and financial markets increases the likelihood that events or conditions in one region or financial market may adversely impact issuers in a different country, region or financial market. Securities in the Fund's portfolio may underperform due to inflation (or expectations for inflation), interest rates, global demand for particular products or resources, natural disasters, pandemics, epidemics, terrorism, regulatory events and governmental or quasi-governmental actions. The occurrence of global events similar to those in recent years, such as terrorist attacks around the world, natural disasters, social and political discord or debt crises and downgrades, among others, may result in market volatility and may have long term effects on both the U.S. and global financial markets. It is difficult to predict when similar events affecting the U.S. or global financial markets may occur, the effects that such events may have and the duration of those effects.

Non-Diversified Risk: The Fund's portfolio focuses on the Underlying Stock and will be subject to potential for volatility than a diversified fund.

Swap Risk: Swaps are subject to tracking risk because they may not be perfect substitutes for the instruments they are intended to hedge or replace. Over the counter swaps are subject to counterparty default. Leverage inherent in derivatives will tend to magnify the Fund's losses.

Options Contracts Risk: The use of options contracts involves investment strategies and risks different from those associated with ordinary portfolio securities transactions. The prices of options are volatile and are influenced by, among other things, actual and anticipated changes in the value of the underlying instrument, including the anticipated volatility, which are affected by fiscal and monetary policies and by national and international political, changes in the actual or implied volatility or the reference asset, the time remaining until the expiration of the option contract and economic events. For the Fund, in particular, the value of the options contracts in which it invests is substantially influenced by the value of the Underlying Stock. The Fund may experience substantial downside from specific option positions and certain option positions held by the Fund may expire worthless. As an option approaches its expiration date, its value typically increasingly moves with the value of the underlying instrument. However, prior to such a date, the value of an option generally does not increase or decrease at the same rate as the underlying instrument. There may at times be an imperfect correlation between the movement in values of options contracts and the underlying instrument, and there may at times not be a liquid secondary market for certain options contracts. The value of the options held by the Fund will be determined based on market quotations or other recognized pricing methods. Furthermore, when the Fund seeks to trade out of positions, especially near expiration, there is an added risk that the Fund may be required to allocate resources unexpectedly to fulfill these obligations. This potential exposure to physical settlement can significantly impact the Fund's liquidity and market exposure, particularly in volatile market conditions. If the Fund sells non-cash settled options contracts, it would be obligated to receive shares of the Underlying Stock when the option is exercised. Consequently, there is a risk that the Fund may have to physically acquire the Underlying Stock shares at the strike price, which could result in the Fund holding the Underlying Stock, and an asset that has declined in value. The level of exposure obtained through option contracts should at most be equal to the Fund's Daily Leverage Factor times the Fund's net asset value.

Rebalancing Risk: If for any reason the Fund is unable to rebalance all or a portion of its portfolio, or if all or a portion of the portfolio is rebalanced incorrectly, the Fund's investment exposure may not be consistent with the Fund's investment objective. In these instances, the Fund may have investment exposure to the Underlying Stock that is significantly greater or less than its stated multiple. As a result, the Fund may be more exposed to leverage risk than if it had been properly rebalanced and may not achieve its investment objective.

Trading Halt Risk: Although the Underlying Stock's shares are listed for trading on an exchange, there can be no assurance that an active trading market for such shares will be available at all times and the exchange may halt trading of such shares in certain circumstances. A halt in trading in the Underlying Stock's shares is expected, in turn, to result in a halt in the trading in the Fund's shares. Trading in the Underlying Stock's and/or Fund's shares on the exchange may be halted due to market conditions or for reasons that, in the view of the exchange, make trading in the Underlying Stock's and/or Fund's shares inadvisable. In addition, trading in Underlying Stock's and/or Fund's shares on an exchange is subject to trading halts caused by extraordinary market volatility pursuant to exchange "circuit breaker" rules." In the event of a trading halt for an extended period of time, the Fund may be unable to execute arrangements with swap counterparties that are necessary to implement the Fund's investment strategy.

Tracking Error Risk: Tracking error is the divergence of the Fund's performance from that of its investment objective which aims to replicate 2 times the daily percentage change of the Underlying Stock. The performance of the Fund may diverge from that of its investment objective for a number of reasons. Tracking error may occur because of transaction costs, the Fund's holding of cash, differences in accrual of dividends, being under- or overexposed to the Underlying Stock or the need to meet new or existing regulatory requirements. Tracking error risk may be heightened during times of market volatility or other unusual market conditions. The Fund may be required to deviate from its investment objective as a result of market restrictions or other legal reasons, including regulatory limits or other restrictions on securities that may be purchased by the Adviser and its affiliates.

Investing in U.S. Equities Risk: Investing in U.S. issuers subjects the Fund to legal, regulatory, political, currency, security, and economic risks that are specific to the U.S. Certain changes in the U.S., such as a weakening of the U.S. economy or a decline in its financial markets, may have an adverse effect on U.S. issuers.

US Treasury Risk: U.S. Treasury obligations are backed by the "full faith and credit" of the U.S. government and generally have negligible credit risk. Securities issued or guaranteed by federal agencies or authorities and U.S. government-sponsored instrumentalities or enterprises may or may not be backed by the full faith and credit of the U.S. government. The Fund may be subject to such risk to the extent it invests in securities issued or guaranteed by federal agencies or authorities and U.S. government-sponsored instrumentalities or enterprises.

Tax Risk: In order to qualify for the favorable tax treatment generally available to regulated investment companies, the Fund must satisfy certain diversification and other requirements. In particular, the Fund generally may not acquire a security if, as a result of the acquisition, more than 50% of the value of the Fund's assets would be invested in (a) issuers in which the Fund has, in each case, invested more than 5% of the Fund's assets and (b) issuers more than 10% of whose outstanding voting securities are owned by the Fund. The application of these requirements to certain investments (including swaps) that may be entered into by the Fund is unclear. In addition, the application of these requirements to the Fund's investment objective is not clear, particularly because the Fund's investment objective focuses on the performance of the stock of a single issuer. If the Fund were to fail to qualify as a regulated investment company, it would be taxed in the same manner as an ordinary corporation, and distributions to its shareholders would not be deductible by the Fund in computing its taxable income.

Performance: The Fund has not yet completed a full calendar year as of the date of this prospectus and therefore does not have a performance history for a full calendar year. Once available, the Fund's performance information will be accessible on the Fund's website at www.graniteshares.com and will provide some indication of the risks of investing in the Fund by showing changes in the Fund's performance and by showing how the Fund's returns compare with those of a broad measure of market performance. The Fund's past performance (before and after taxes) is not necessarily an indication of how the Fund will perform in the future.

Investment Adviser: GraniteShares Advisors LLC

Portfolio Managers: Benoit Autier and Jeff Klearman have been portfolio managers of the Fund since the Fund's inception in 2022. Ryan Dofflemeyer has been portfolio manager since September 2024.

Purchase and Sale of Fund Shares: The Fund is an ETF. Individual Shares of the Fund may only be bought and sold in the secondary market (i.e., on a national securities exchange) through a broker-dealer at a market price. Because ETF shares trade at market prices rather than at NAV, Shares may trade at a price greater than NAV (at a premium), at NAV or less than NAV (at a discount). An investor may incur costs attributable to the difference between the highest price a buyer is willing to pay to purchase Shares of the Fund (bid) and the lowest price a seller is willing to accept for Shares of the Fund (ask) when buying or selling Shares in the secondary market (the "bid-ask spread"). The bid-ask spread varies over time for Shares based on trading volume and market liquidity, and is generally lower if the Fund's Shares have more trading volume and market liquidity and higher if the Fund's Shares have little trading volume and market liquidity. Recent information regarding the Fund, including its NAV, market price, premiums and discounts, and bid/ask spreads, is available on the Fund's website at www.graniteshares.com.

Tax Information: The Fund's distributions will be taxable to you, generally as ordinary income unless you are invested through a tax-advantaged arrangement, such as a 401(k) plan, IRA or other tax-advantaged account; in such cases, you may be subject to tax when assets are withdrawn from such tax-advantaged arrangement. A sale of Shares may result in capital gain or loss.

Payments to Broker-Dealers and Other Financial Intermediaries: If you purchase Shares of the Fund through a broker-dealer or other financial intermediary (such as a bank) (an "Intermediary"), the adviser and/or its related companies may pay the Intermediary for the sale of Shares and related services. These payments may create a conflict of interest by influencing the Intermediary and your salesperson to recommend the Fund over another investment. Any such arrangements do not result in increased Fund expenses. Ask your salesperson or visit the Intermediary's website for more information.

GRANITESHARES 2X LONG DIS DAILY ETF – SUMMARY

Ticker: DISL

Important Information Regarding the Fund

The GraniteShares 2x Long DIS Daily ETF (the “Fund”) seeks daily leveraged investment results of 2 times (200%) the daily percentage change of the common stock of Walt Disney Co (NYSE: DIS) (the “Underlying Stock”). Because the Fund seeks daily leveraged investment results, it is very different from most other exchange-traded funds. It is also riskier than alternatives that do not use leverage. The return for investors that invest for periods longer or shorter than a trading day should not be expected to be 200% the performance of the Underlying Stock for the period. The return of the Fund for a period longer than a trading day will be the result of each trading day’s compounded return over the period, which will very likely differ from 200% the return of the Underlying Stock for that period. Longer holding periods, higher volatility of the Underlying Stock and leverage increase the impact of compounding on an investor’s returns. During periods of higher underlying stock volatility, the volatility of the Underlying Stock may affect the Fund’s return as much as, or more than, the return of the Underlying Stock.

The Fund is not suitable for all investors. The Fund is designed to be utilized only by knowledgeable investors who understand the potential consequences of seeking daily leveraged (2X) investment results, understand the risks associated with the use of leverage and are willing to monitor their portfolios frequently. The Fund is not intended to be used by, and is not appropriate for, investors who do not intend to actively monitor and manage their portfolios. For periods longer than a single day, the Fund will lose money if the Underlying Stock’s performance is flat, and it is possible that the Fund will lose money even if the Underlying Stock’s performance increases over a period longer than a single day. An investor could lose the full principal value of his/her investment within a single day.

Investment Objective

The Fund seeks daily investment results, before fees and expenses, of 2 times (200%) of the common stock of Walt Disney Co (NYSE: DIS).

Fund Fees and Expenses

This table describes the fees and expenses that you may pay if you buy, hold, and sell shares of the Fund (“Shares”). The fees are expressed as a percentage of the Fund’s average daily net assets. Investors may pay other fees, such as brokerage commissions and other fees to financial intermediaries, which are not reflected in the table and example below.

Annual Fund Operating Expenses

(expenses that you pay each year as a percentage of the value of your investment)

Management Fee	0.99%
Distribution and/or Service (12b-1) Fees	0.00%
Other Expenses ⁽¹⁾	0.19%
Total Annual Fund Operating Expenses ⁽²⁾	1.18%
Fee Waiver/Reimbursements ⁽³⁾	-0.03%
Net Annual Fund Operating Expenses After Fee Waiver/Reimbursements ^{(1), (2), (3)}	1.15%

(1) Other Expenses are estimated for the Fund’s initial fiscal year.

(2) The cost of investing in swaps, including the embedded cost of the swap and the operating expenses of the referenced assets, is an indirect expense that is not included in the above fee table and is not reflected in the expense example. The total indirect cost of investing in swaps, including the embedded cost of the swap and the operating expenses of the referenced assets, is estimated to be 1.00% for the fiscal year ending June 30, 2025.

(3) GraniteShares Advisors LLC has contractually agreed to waive its fees and/or pay for operating expenses of the Fund to ensure that total annual fund operating expenses (exclusive of any (i) interest, (ii) brokerage fees and commission, (iii) acquired fund fees and expenses, (iv) fees and expenses associated with instruments in other collective investment vehicles or derivative instruments (including for example options and swap fees and expenses), (v) interest and dividend expense on short sales, (vi) taxes, (vii) other fees related to underlying investments (such as option fees and expenses or swap fees and expenses), (viii) expenses incurred in connection with any merger or reorganization or (ix) extraordinary expenses such as litigation) will not exceed 1.15%. This agreement is effective until December 31, 2025 and it may be terminated before that date only by the Trust’s Board of Trustees. GraniteShares Advisors LLC may request recoupment of previously waived fees and paid expenses from the Fund for three years from the date such fees and expenses were waived or paid, if such reimbursement will not cause the Fund’s total expense ratio to exceed the expense limitation in place at the time of the waiver and/or expense payment and the expense limitation in place at the time of the recoupment.

Example

This Example is intended to help you compare the cost of investing in the Fund with the cost of investing in mutual funds and other exchange traded funds.

The Example assumes that you invest \$10,000 in the Fund for the time periods indicated and then sell all of your Shares at the end of those periods. The Example also assumes that your investment has a 5% return each year and that the Fund's operating expenses remain the same. The figures shown would be the same whether or not you sold your Shares at the end of each period.

Although your actual costs may be higher or lower, based on these assumptions your costs would be:

	1 Year		3 Years
\$	117	\$	365

Portfolio Turnover

The Fund pays transaction costs, such as commissions, when it, buys and sells securities (or "turns over" its portfolio). A higher portfolio turnover rate may indicate higher transaction costs and may result in higher taxes when Shares are held in a taxable account. These costs, which are not reflected in annual fund operating expenses or in the Example, affect the Fund's performance. The Fund does not have any portfolio turnover because it has not yet been launched.

Principal Investment Strategies

The Fund is an actively managed exchange traded fund that attempts to replicate 2 times (200%) the daily percentage change of the Underlying Stock by entering into financial instruments such as swaps and options on the Underlying Stock as well as directly purchasing the Underlying Stock. At the end of each trading day, the notional exposure against the Underlying Stock obtained through the combination of these instruments will be approximately 200% of the Fund's net asset value. The Fund aims to generate 2 times the daily performance of the Underlying Stock for a single day. A "single day" is defined as being calculated "from the close of regular trading on one trading day to the close on the next trading day."

The Fund will aim to primarily obtain its notional exposure against the Underlying Stock through swap agreements. In case the Fund faces restriction in increasing its swap notional exposure, it may use option contracts on the Underlying Stock or buy the Underlying Stock directly.

Swaps:

The Fund may enter into one or more swap agreements with major financial institutions for a specified period ranging from a day to more than one year whereby the Fund and the financial institution will agree to exchange the return (or differentials in rates of return) earned or realized on the Underlying Stock. The gross return to be exchanged or "swapped" between the parties is calculated with respect to a "notional amount," e.g., the return on or change in value of a particular dollar amount representing the Underlying Stock.

The Fund is expected to post between 35% and 45% of its assets as collateral under the swap agreements.

The Fund expects to use Cowen Financial Products LLC as its initial swap counterparty. Cowen Financial Products LLC is a conditionally registered swap dealer and is required to file certain reports from time to time with the Securities and Exchange Commission. Cowen Financial Products LLC is an indirect subsidiary of Toronto Dominion Bank, a Canadian company whose shares are listed for trade on the New York Stock Exchange (NYSE) under the symbol "TD." Debts of Cowen Financial Products LLC as it may relate to the Fund are not guaranteed by its parent company.

Options:

Depending on market conditions, market liquidity and operational constraints, the Fund may either buy deep in-the-money call option contracts, or simultaneously buy an at-the-money call option contract and sell an at-the-money put option contract (a strategy generally referred to as synthetic forward). All option contracts bought and sold will be against the Underlying Stock. The Fund will pay the premium for each call option contract bought and receive the premium for each put option sold. The Fund's participation in potential changes in the price of the Underlying Stock is based on the price of the Underlying Stock at the time the Fund buys the call and sells put option contracts, the strike price of the call (put) option contract and the Underlying Stock price at the time of the contract's expiration. The maturity of the option contract bought and sold may vary from 1-week to 1-month.

As part of the Fund's strategy, the Fund may buy a combination of standardized exchange-traded and FLEXible EXchange® ("FLEX") call and put options contracts that are based on the value of the price returns of the Underlying Stock. The Fund will only buy and sell options contracts that are listed for trading on regulated U.S. exchanges. Traditional exchange-traded options contracts have standardized terms, such as the type (call or put), the reference asset, the strike price and expiration date. Exchange-listed options contracts are guaranteed for settlement by the Options Clearing Corporation ("OCC"). FLEX Options are a type of exchange-listed options contract with uniquely customizable terms that allow investors to customize key terms like type, strike price and expiration date that are standardized in a typical options contract. FLEX Options are also guaranteed for settlement by the OCC.

In general, an option is a contract that gives the purchaser (holder) of the option, in return for a premium, the right to buy from (call) or sell to (put) the seller (writer) of the option the security or currency underlying (in this case, the Underlying Stock) the option at a specified exercise price.

An option is said to be "European Style" when it can be exercised only at expiration whereas an "American Style" option can be exercised at any time prior to expiration. The Fund may use either European or American style options.

The Fund's cash balance may be invested in the following instruments: (1) U.S. Government securities, such as bills, notes and bonds issued by the U.S. Treasury; (2) money market funds; (3) short term bond ETFs; (4) corporate debt securities, such as commercial paper and other short-term unsecured promissory notes issued by businesses that are rated investment grade or of comparable quality as collateral for the Fund's swap agreements; (5) repurchase transactions, which are transactions under which the purchaser (*i.e.*, the Fund) acquires securities and the seller agrees, at the time of the sale, to repurchase the securities at a mutually agreed-upon time and price, thereby determining the yield during the purchaser's holding period, and/or; (6) US equities listed on a national security exchange, sovereign fixed income securities with a credit rating at least equal to the United States Federal Government, or corporate debt securities, such as commercial paper and other short-term unsecured promissory notes issued by businesses that are rated investment grade for the purposes of entering into swap agreements with the Fund's swap counterparties.

The Fund has adopted a policy to have at least 80% of its investment exposure to financial instruments with economic characteristics that should have 2 times the performance of the Underlying Stock.

Due to the Fund's investment exposure to the Underlying Stock, the Fund's investment exposure is concentrated in the amusement and recreation industry.

Because of daily rebalancing and the compounding of each day's return over time, the return of the Fund for periods longer than a single day will be the result of each day's returns compounded over the period, which will very likely differ from 200% of the return of the Underlying Stock over the same period. The Fund will lose money if the Underlying Stock's performance is flat over time, and as a result of daily rebalancing, the Underlying Stock volatility and the effects of compounding, it is even possible that the Fund will lose money over time while the Underlying Stock's performance increases over a period longer than a single day.

THE FUND, THE GRANITESHARES ETF TRUST, AND GRANITESHARES ADVISORS LLC ARE NOT AFFILIATED WITH THE UNDERLYING STOCK.

This prospectus relates only to the Fund shares offered hereby and is not a prospectus for the common stock or other securities of Walt Disney Co. The common stock of Walt Disney Co. (DIS) is registered under the Securities Exchange Act of 1934, as amended (the "Exchange Act"). Information provided to or filed with the Securities and Exchange Commission by Walt Disney Co. pursuant to the Exchange Act can be located at the Securities and Exchange Commission's website at www.sec.gov. In addition, information regarding Walt Disney Co. may be obtained from other sources including, but not limited to, press releases, newspaper articles and other publicly disseminated documents.

PRINCIPAL RISKS OF INVESTING IN THE FUND

As with all ETFs, there is the risk that you could lose money through your investment in the Fund. Many factors affect the Fund's NAV and performance.

Underlying Stock Risk: The Underlying Stock is subject to many risks that can negatively impact its revenue and viability including, but are not limited to price volatility risk, management risk, inflation risk, global economic risk, growth risk, supply and demand risk, operations risk, regulatory risk, environmental risk, terrorism risk and the risk of natural disasters. The Underlying Stock performance may be affected by changes in consumer preferences for entertainment offerings and products, its ability to generate revenue from its intellectual property rights, labor and employment disputes, the seasonality of certain of Disney's businesses and changes in FCC, environmental, consumer safety and tax regulations. The Fund's daily returns may be affected by many factors but will depend on the performance and volatility of the Underlying Stock.

Effects of Compounding and Market Volatility Risk: The Fund aims to replicate the leveraged daily returns of the Underlying Stock and the Fund's performance for periods greater than a trading day will be the result of each day's returns compounded over the period, which is very likely to differ from the Underlying Stock's performance, before fees and expenses. Compounding affects all investments but has a more significant impact on funds that aims to track indices that replicate leverage daily returns. For a Fund aiming to replicate 2 times the daily performance of an Underlying Stock, if adverse daily performance of the Underlying Stock reduces the amount of a shareholder's investment, any further adverse daily performance will lead to a smaller dollar loss because the shareholder's investment had already been reduced by the prior adverse performance. Equally, however, if the favorable daily performance of the Underlying Stock increases the amount of a shareholder's investment, the dollar amount lost due to future adverse performance will increase because the shareholder's investment has increased.

The effect of compounding becomes pronounced as the Underlying Stock volatility and the holding period increase. The impact of compounding will impact each shareholder differently depending on the period of time an investment in the Fund is held and the volatility of the Underlying Stock during the shareholder's holding period of an investment in the Fund.

The chart below provides examples of how Underlying Stock volatility could affect the Fund's performance. Fund performance for periods greater than one single day can be estimated given any set of assumptions for the following factors: a) Underlying Stock volatility; b) Underlying Stock's performance; c) period of time; d) financing rates associated with leveraged exposure; e) other Fund expenses; and f) the Underlying Stock's dividends. The chart below illustrates the impact of two principal factors – Underlying Stock volatility and performance – on Fund performance. The chart shows estimated Fund returns for a number of combinations of Underlying Stock volatility and performance over a one-year period. Performance shown in the chart assumes that (i) there were no Fund expenses; and (ii) borrowing rates (needed to obtain a leveraged long exposure) of 0%. If Fund expenses and/or actual borrowing/lending rates were reflected, the estimated returns would be lower than those shown. Particularly during periods of higher Underlying Stock volatility, compounding will cause results for periods longer than a trading day to vary from the performance of the Underlying Stock.

As shown in the chart below, the Fund would be expected to lose 6.0% if the Underlying Stock provided no return over a one-year period during which the Underlying Stock experienced annualized volatility of 25%. At higher ranges of volatility, there is a chance of a significant loss of value in the Fund, even if the Underlying Stock return is flat.

For instance, if the Underlying Stock annualized volatility is 100%, the Fund would be expected to lose 63.3% of its value, even if the cumulative Underlying Stock return for the year was 0%. Areas shaded red (or dark gray) represent those scenarios where the Fund can be expected to return less than 200% of the performance of the Underlying Stock and those shaded green (or light gray) represent those scenarios where the Fund can be expected to return more than 200% of the performance of the Underlying Stock. The Fund's actual returns may be significantly better or worse than the returns shown below as a result of any of the factors discussed above or in "Tracking Error Risk" below.

One Year Performance of the Underlying Stock	200% of One Year Performance of the Underlying Stock	Volatility of the Underlying Stock (annualized)						
		10%	25%	50%	75%	100%	125%	150%
-95%	-190%	-99.8%	-99.8%	-99.8%	-99.9%	-99.9%	-100.0%	-100.0%
-90%	-180%	-99.0%	-99.1%	-99.2%	-99.5%	-99.6%	-99.8%	-99.9%
-80%	-160%	-96.1%	-96.3%	-96.9%	-97.8%	-98.6%	-99.2%	-99.6%
-70%	-140%	-91.1%	-91.6%	-93.0%	-94.9%	-96.8%	-98.2%	-99.1%
-60%	-120%	-84.2%	-85.0%	-87.6%	-91.0%	-94.2%	-96.8%	-98.4%
-50%	-100%	-75.3%	-76.6%	-80.6%	-85.9%	-90.9%	-94.9%	-97.5%
-40%	-80%	-64.4%	-66.2%	-72.0%	-79.6%	-86.9%	-92.6%	-96.4%
-30%	-60%	-51.4%	-54.0%	-61.9%	-72.1%	-82.1%	-90.0%	-95.1%
-20%	-40%	-36.7%	-39.8%	-50.1%	-63.7%	-76.7%	-86.8%	-93.5%
-10%	-20%	-19.8%	-23.9%	-36.9%	-53.8%	-70.5%	-83.4%	-91.8%
0%	0%	-1.0%	-6.0%	-22.1%	-43.3%	-63.3%	-79.2%	-89.6%
10%	20%	19.8%	13.7%	-5.5%	-31.1%	-55.4%	-74.9%	-87.7%
20%	40%	42.6%	35.3%	12.1%	-18.1%	-47.3%	-70.5%	-85.3%
30%	60%	67.2%	58.8%	31.4%	-3.9%	-38.4%	-65.2%	-82.4%
40%	80%	93.9%	84.0%	52.7%	12.5%	-28.4%	-59.6%	-80.0%
50%	100%	122.6%	111.2%	75.5%	28.4%	-17.6%	-53.1%	-76.5%
60%	120%	153.4%	140.4%	99.7%	46.5%	-6.8%	-38.9%	-69.3%
70%	140%	185.9%	171.4%	125.3%	65.4%	6.5%	-38.9%	-69.3%
80%	160%	220.4%	204.2%	152.5%	85.2%	20.1%	-32.4%	-66.5%
90%	180%	256.7%	239.1%	181.3%	105.4%	34.7%	-25.0%	-61.9%
95%	190%	295.2%	275.3%	211.8%	129.1%	48.1%	-18.1%	-59.1%

The Underlying Stock's annualized historical volatility rate for the five-year period ended July 31, 2024 was 34.5%. During the five-year period observed the Underlying Stock's highest volatility rate over a 12-month period was 45.1% and volatility for a shorter period of time may have been substantially higher. The Underlying Stock's annualized performance for the five-year ended July 31, 2024 was -7.7% (including reinvestment of eventual dividends). Historical volatility and performance are not indications of what the Underlying Stock volatility and performance will be in the future. The volatility of instruments that reflect the value of the Underlying Stock, such as swaps, may differ from the volatility of the Underlying Stock.

Correlation Risk: A number of factors may affect the Fund's ability to achieve a high degree of correlation with Underlying Stock, and there is no guarantee that the Fund will achieve a high degree of correlation. Failure to achieve a high degree of correlation may prevent the Fund from achieving its investment objective, and the percentage change of the Fund's NAV each day may differ, perhaps significantly in amount, and possibly even direction, from 200% of the percentage change of Underlying Stock on such day.

In order to achieve a high degree of correlation with Underlying Stock, the Fund seeks to rebalance its portfolio daily to keep exposure consistent with its investment objective. Being materially under- or overexposed to Underlying Stock may prevent the Fund from achieving a high degree of correlation with Underlying Stock and may expose the Fund to greater leverage risk. Market disruptions or closure, regulatory restrictions, market volatility, illiquidity in the markets for the financial instruments in which the Fund invests, and other factors will adversely affect the Fund's ability to adjust exposure to requisite levels. The target amount of portfolio exposure is impacted dynamically by Underlying Stock's movements, including intraday movements. Because of this, it is unlikely that the Fund will have perfect 200% exposure during the day or at the end of each day and the likelihood of being materially under- or overexposed is higher on days when Underlying Stock is volatile, particularly when Underlying Stock is volatile at or near the close of the trading day.

A number of other factors may also adversely affect the Fund's correlation with Underlying Stock, including fees, expenses, transaction costs, financing costs associated with the use of derivatives, income items, valuation methodology, accounting standards and disruptions or illiquidity in the markets for the securities or financial instruments in which the Fund invests. The Fund may take or refrain from taking positions in order to improve tax efficiency, comply with regulatory restrictions, or for other reasons, each of which may negatively affect the Fund's correlation with Underlying Stock. The Fund may also be subject to large movements of assets into and out of the Fund, potentially resulting in the Fund being under- or overexposed to Underlying Stock. Additionally, the Fund's underlying investments and/or reference assets may trade on markets that may not be open on the same day as the Fund, which may cause a difference between the changes in the daily performance of the Fund and changes in the performance of Underlying Stock. Any of these factors could decrease correlation between the performance of the Fund and Underlying Stock and may hinder the Fund's ability to meet its daily investment objective on or around that day.

Leverage Risk: The Fund obtains investment exposure in excess of its net assets by utilizing leverage and may lose more money in market conditions that are adverse to its investment objective than a fund that does not utilize leverage. An investment in the Fund is exposed to the risk that a decline in the daily performance of the Underlying Stock will be magnified. This means that an investment in the Fund will be reduced by an amount equal to 2% for every 1% daily decline in the Underlying Stock, not including the costs of financing leverage and other operating expenses, which would further reduce its value. The Fund could theoretically lose an amount greater than its net assets in the event the Underlying Stock declines more than 50%. Leverage will also have the effect of magnifying any differences in the Fund performance's correlation with the Underlying Stock.

Due to the limited availability of necessary investments or financial instruments, the Fund could, among other things, as a defensive measure, limit or suspend creations or redemptions of Creation Units until the adviser determines that the requisite exposure to the Underlying Stock is obtainable. During the period that creation or redemptions are affected, the Fund's shares could trade at a significant premium or discount to their net asset value or the bid-ask spread of the Fund's shares could widen significantly. In the case of a period during which creations are suspended, the Fund could experience significant redemptions, which may cause the Fund to sell portfolio securities at unfavorable prices and increased transaction and other costs and make greater taxable distributions to shareholders of the Fund.

Amusement and Leisure Company Risks: The performance of the Underlying Stock, and consequently the Fund's performance, is subject to the risks of the amusement and leisure company sector. Companies engaged in the design, production, or distribution of goods or services for the leisure and entertainment industries (including hospitality industry companies such as airlines, hotels, restaurants and bars, cruise lines, casinos, and all other recreation and amusement businesses; as well as entertainment programming companies engaged in the production of motion pictures, music by recording artists, programming for radio and television, related post-production and movie theaters) may become obsolete quickly. Additionally, several factors can significantly affect the leisure and entertainment industries, including the performance of the overall economy, changing consumer tastes and discretionary income levels, intense competition, technological developments and government regulation.

Counterparty Risk: A counterparty (the other party to a transaction or an agreement or the party with whom the Fund executes transactions) to a transaction (including repurchase transaction) with the Fund may be unable or unwilling to make timely principal, interest or settlement payments, or otherwise honor its obligations.

Derivatives Risk: The use of derivative instruments involves risks different from, or possibly greater than, the risks associated with investing directly in securities and other traditional investments. These risks include (i) the risk that the counterparty to a derivative transaction may not fulfill its contractual obligations; (ii) risk of mispricing or improper valuation; and (iii) the risk that changes in the value of the derivative may not correlate perfectly with the underlying asset, rate or index. Derivative prices are highly volatile and may fluctuate substantially during a short period of time. Such prices are influenced by numerous factors that affect the markets, including, but not limited to: changing supply and demand relationships; government programs and policies; national and international political and economic events, changes in interest rates, inflation and deflation and changes in supply and demand relationships. Trading derivative instruments involves risks different from, or possibly greater than, the risks associated with investing directly in securities.

The Fund will be subject to regulatory constraints relating to the level of value at risk that the Fund may incur through its derivative portfolio. To the extent the Fund exceeds these regulatory thresholds over an extended period, the Fund may determine that it is necessary to make adjustments to the Fund's investment strategy.

Exchange Traded Fund Structure Risk: The Fund is structured as an exchange traded fund and as a result is subject to special risks, including:

- The market prices of shares will fluctuate in response to changes in NAV and supply and demand for shares and will include a "bid-ask spread" charged by the exchange specialists, market makers or other participants that trade the particular security. There may be times when the market price and the NAV vary significantly. This means that Shares may trade at a discount to NAV.
- In times of market stress, market makers may step away from their role market making in shares of exchange traded funds and in executing trades, which can lead to differences between the market value of Fund shares and the Fund's NAV.
- In stressed market conditions, the market for the Fund's shares may become less liquid in response to the deteriorating liquidity of the Fund's portfolio. This adverse effect on the liquidity of the Fund's shares may, in turn, lead to differences between the market value of the Fund's shares and the Fund's NAV.
- An active trading market for the Fund's shares may not be developed or maintained. Trading in Shares on the Exchange may be halted due to market conditions or for reasons that, in the view of the Exchange, make trading in Shares inadvisable, such as extraordinary market volatility. There can be no assurance that Shares will continue to meet the listing requirements of the Exchange. If the Fund's shares are traded outside a collateralized settlement system, the number of financial institutions that can act as authorized participants that can post collateral on an agency basis is limited, which may limit the market for the Fund's shares.

Fixed Income Securities Risk: When the Fund invests in fixed income securities, the value of your investment in the Fund will fluctuate with changes in interest rates. Typically, a rise in interest rates causes a decline in the value of fixed income securities owned by the Fund. In general, the market price of fixed income securities with longer maturities will increase or decrease more in response to changes in interest rates than shorter-term securities. Other risk factors include credit risk (the debtor may default), extension risk (an issuer may exercise its right to repay principal on a fixed rate obligation held by the Fund later than expected), and prepayment risk (the debtor may pay its obligation early, reducing the amount of interest payments). These risks could affect the value of a particular investment by the Fund, possibly causing the Fund's share price and total return to be reduced and fluctuate more than other types of investments.

Management Risk: The Adviser's judgments about the attractiveness, value and potential appreciation of a particular security or derivative in which the Fund invests may prove to be incorrect and may not produce the desired results.

Market and Geopolitical Risk: The increasing interconnectivity between global economies and financial markets increases the likelihood that events or conditions in one region or financial market may adversely impact issuers in a different country, region or financial market. Securities in the Fund's portfolio may underperform due to inflation (or expectations for inflation), interest rates, global demand for particular products or resources, natural disasters, pandemics, epidemics, terrorism, regulatory events and governmental or quasi-governmental actions. The occurrence of global events similar to those in recent years, such as terrorist attacks around the world, natural disasters, social and political discord or debt crises and downgrades, among others, may result in market volatility and may have long term effects on both the U.S. and global financial markets. It is difficult to predict when similar events affecting the U.S. or global financial markets may occur, the effects that such events may have and the duration of those effects.

Non-Diversified Risk: The Fund's portfolio focuses on the Underlying Stock and will be subject to potential for volatility than a diversified fund.

Options Contracts Risk: The use of options contracts involves investment strategies and risks different from those associated with ordinary portfolio securities transactions. The prices of options are volatile and are influenced by, among other things, actual and anticipated changes in the value of the underlying instrument, including the anticipated volatility, which are affected by fiscal and monetary policies and by national and international political, changes in the actual or implied volatility or the reference asset, the time remaining until the expiration of the option contract and economic events. For the Fund, in particular, the value of the options contracts in which it invests is substantially influenced by the value of the Underlying Stock. The Fund may experience substantial downside from specific option positions and certain option positions held by the Fund may expire worthless. As an option approaches its expiration date, its value typically increasingly moves with the value of the underlying instrument. However, prior to such a date, the value of an option generally does not increase or decrease at the same rate as the underlying instrument. There may at times be an imperfect correlation between the movement in values of options contracts and the underlying instrument, and there may at times not be a liquid secondary market for certain options contracts. The value of the options held by the Fund will be determined based on market quotations or other recognized pricing methods. Furthermore, when the Fund seeks to trade out of positions, especially near expiration, there is an added risk that the Fund may be required to allocate resources unexpectedly to fulfill these obligations. This potential exposure to physical settlement can significantly impact the Fund's liquidity and market exposure, particularly in volatile market conditions. If the Fund sells non-cash settled options contracts, it would be obligated to receive shares of the Underlying Stock when the option is exercised. Consequently, there is a risk that the Fund may have to physically acquire the Underlying Stock shares at the strike price, which could result in the Fund holding the Underlying Stock, and an asset that has declined in value. The level of exposure obtained through option contracts should at most be equal to the Fund's Daily Leverage Factor times the Fund's net asset value.

Swap Risk: Swaps are subject to tracking risk because they may not be perfect substitutes for the instruments they are intended to hedge or replace. Over the counter swaps are subject to counterparty default. Leverage inherent in derivatives will tend to magnify the Fund's losses.

Rebalancing Risk: If for any reason the Fund is unable to rebalance all or a portion of its portfolio, or if all or a portion of the portfolio is rebalanced incorrectly, the Fund's investment exposure may not be consistent with the Fund's investment objective. In these instances, the Fund may have investment exposure to the Underlying Stock that is significantly greater or less than its stated multiple. As a result, the Fund may be more exposed to leverage risk than if it had been properly rebalanced and may not achieve its investment objective.

Trading Halt Risk: Although the Underlying Stock's shares are listed for trading on an exchange, there can be no assurance that an active trading market for such shares will be available at all times and the exchange may halt trading of such shares in certain circumstances. A halt in trading in the Underlying Stock's shares is expected, in turn, to result in a halt in the trading in the Fund's shares. Trading in the Underlying Stock's and/or Fund's shares on the exchange may be halted due to market conditions or for reasons that, in the view of the exchange, make trading in the Underlying Stock's and/or Fund's shares inadvisable. In addition, trading in Underlying Stock's and/or Fund's shares on an exchange is subject to trading halts caused by extraordinary market volatility pursuant to exchange "circuit breaker" rules." In the event of a trading halt for an extended period of time, the Fund may be unable to execute arrangements with swap counterparties that are necessary to implement the Fund's investment strategy.

Tracking Error Risk: Tracking error is the divergence of the Fund's performance from that its investment objective which is to replicate 1.5 times the daily percentage change of the Underlying Stock. The performance of the Fund may diverge from that of its investment objective for a number of reasons. Tracking error may occur because of transaction costs, the Fund's holding of cash, differences in accrual of dividends, being under- or overexposed to the Underlying Stock or the need to meet new or existing regulatory requirements. Tracking error risk may be heightened during times of market volatility or other unusual market conditions such as market disruption. The Fund may be required to deviate from its investment objective as a result of market restrictions or other legal reasons, including regulatory limits or other restrictions on securities that may be purchased by the Adviser and its affiliates.

Investing in U.S. Equities Risk: Investing in U.S. issuers subjects the Fund to legal, regulatory, political, currency, security, and economic risks that are specific to the U.S. Certain changes in the U.S., such as a weakening of the U.S. economy or a decline in its financial markets, may have an adverse effect on U.S. issuers.

US Treasury Risk: U.S. Treasury obligations are backed by the "full faith and credit" of the U.S. government and generally have negligible credit risk. Securities issued or guaranteed by federal agencies or authorities and U.S. government-sponsored instrumentalities or enterprises may or may not be backed by the full faith and credit of the U.S. government. The Fund may be subject to such risk to the extent it invests in securities issued or guaranteed by federal agencies or authorities and U.S. government-sponsored instrumentalities or enterprises.

Tax Risk: In order to qualify for the favorable tax treatment generally available to regulated investment companies, the Fund must satisfy certain diversification and other requirements. In particular, the Fund generally may not acquire a security if, as a result of the acquisition, more than 50% of the value of the Fund's assets would be invested in (a) issuers in which the Fund has, in each case, invested more than 5% of the Fund's assets and (b) issuers more than 10% of whose outstanding voting securities are owned by the Fund. The application of these requirements to certain investments (including swaps) that may be entered into by the Fund is unclear. In addition, the application of these requirements to the Fund's investment objective is not clear, particularly because the Fund's investment objective focuses on the performance of the stock of a single issuer. If the Fund were to fail to qualify as a regulated investment company, it would be taxed in the same manner as an ordinary corporation, and distributions to its shareholders would not be deductible by the Fund in computing its taxable income.

Performance: Because the Fund has not yet launched, the performance section is omitted. In the future, performance information will be presented in this section of this Prospectus. Updated performance information, when available, will be available online at www.graniteshares.com or by calling 844-476-8747.

Investment Adviser: GraniteShares Advisors LLC

Portfolio Managers: Benoit Autier and Jeff Klearman have been portfolio managers of the Fund since the Fund's inception in 2022. Ryan Dofflemeyer has been portfolio manager since September 2024.

Purchase and Sale of Fund Shares: The Fund is an ETF. Individual Shares of the Fund may only be bought and sold in the secondary market (i.e., on a national securities exchange) through a broker-dealer at a market price. Because ETF shares trade at market prices rather than at NAV, Shares may trade at a price greater than NAV (at a premium), at NAV or less than NAV (at a discount). An investor may incur costs attributable to the difference between the highest price a buyer is willing to pay to purchase Shares of the Fund (bid) and the lowest price a seller is willing to accept for Shares of the Fund (ask) when buying or selling Shares in the secondary market (the "bid-ask spread"). The bid-ask spread varies over time for Shares based on trading volume and market liquidity, and is generally lower if the Fund's Shares have more trading volume and market liquidity and higher if the Fund's Shares have little trading volume and market liquidity. Recent information regarding the Fund, including its NAV, market price, premiums and discounts, and bid/ask spreads, is available on the Fund's website at www.graniteshares.com.

Tax Information: The Fund's distributions will be taxable to you, generally as ordinary income unless you are invested through a tax-advantaged arrangement, such as a 401(k) plan, IRA or other tax-advantaged account; in such cases, you may be subject to tax when assets are withdrawn from such tax-advantaged arrangement. A sale of Shares may result in capital gain or loss.

Payments to Broker-Dealers and Other Financial Intermediaries: If you purchase Shares of the Fund through a broker-dealer or other financial intermediary (such as a bank) (an "Intermediary"), the adviser and/or its related companies may pay the Intermediary for the sale of Shares and related services. These payments may create a conflict of interest by influencing the Intermediary and your salesperson to recommend the Fund over another investment. Any such arrangements do not result in increased Fund expenses. Ask your salesperson or visit the Intermediary's website for more information.

GRANITESHARES 2X LONG F DAILY ETF – SUMMARY

Ticker: FRDL

Important Information Regarding the Fund

The GraniteShares 2x Long F Daily ETF (the “Fund”) seeks daily leveraged investment results of 2 times (200%) the daily percentage change of the common stock of Ford Motor Company (NYSE: F) (the “Underlying Stock”). Because the Fund seeks daily leveraged investment results, it is very different from most other exchange-traded funds. It is also riskier than alternatives that do not use leverage. The return for investors that invest for periods longer or shorter than a trading day should not be expected to be 200% the performance of the Underlying Stock for the period. The return of the Fund for a period longer than a trading day will be the result of each trading day’s compounded return over the period, which will very likely differ from 200% the return of the Underlying Stock for that period. Longer holding periods, higher volatility of the Underlying Stock and leverage increase the impact of compounding on an investor’s returns. During periods of higher underlying stock volatility, the volatility of the Underlying Stock may affect the Fund’s return as much as, or more than, the return of the Underlying Stock.

The Fund is not suitable for all investors. The Fund is designed to be utilized only by knowledgeable investors who understand the potential consequences of seeking daily leveraged (2X) investment results, understand the risks associated with the use of leverage and are willing to monitor their portfolios frequently. The Fund is not intended to be used by, and is not appropriate for, investors who do not intend to actively monitor and manage their portfolios. For periods longer than a single day, the Fund will lose money if the Underlying Stock’s performance is flat, and it is possible that the Fund will lose money even if the Underlying Stock’s performance increases over a period longer than a single day. An investor could lose the full principal value of his/her investment within a single day.

Investment Objective

The Fund seeks daily investment results, before fees and expenses, of 2 times (200%) the daily percentage change of the common stock of Ford Motor Company (NYSE: F).

Fund Fees and Expenses

This table describes the fees and expenses that you may pay if you buy, hold, and sell shares of the Fund (“Shares”). The fees are expressed as a percentage of the Fund’s average daily net assets. Investors may pay other fees, such as brokerage commissions and other fees to financial intermediaries, which are not reflected in the table and example below.

Annual Fund Operating Expenses

(expenses that you pay each year as a percentage of the value of your investment)

Management Fee	0.99%
Distribution and/or Service (12b-1) Fees	0.00%
Other Expenses ⁽¹⁾	0.19%
Total Annual Fund Operating Expenses ⁽²⁾	1.18%
Fee Waiver/Reimbursements ⁽³⁾	-0.03%
Net Annual Fund Operating Expenses After Fee Waiver/Reimbursements ^{(1), (2), (3)}	1.15%

(1) Other Expenses are estimated for the Fund’s initial fiscal year.

(2) The cost of investing in swaps, including the embedded cost of the swap and the operating expenses of the referenced assets, is an indirect expense that is not included in the above fee table and is not reflected in the expense example. The total indirect cost of investing in swaps, including the embedded cost of the swap and the operating expenses of the referenced assets, is estimated to be 1.00% for the fiscal year ending June 30, 2025.

(3) GraniteShares Advisors LLC has contractually agreed to waive its fees and/or pay for operating expenses of the Fund to ensure that total annual fund operating expenses (exclusive of any (i) interest, (ii) brokerage fees and commission, (iii) acquired fund fees and expenses, (iv) fees and expenses associated with instruments in other collective investment vehicles or derivative instruments (including for example options and swap fees and expenses), (v) interest and dividend expense on short sales, (vi) taxes, (vii) other fees related to underlying investments (such as option fees and expenses or swap fees and expenses), (viii) expenses incurred in connection with any merger or reorganization or (ix) extraordinary expenses such as litigation) will not exceed 1.15%. This agreement is effective until December 31, 2025 and it may be terminated before that date only by the Trust’s Board of Trustees. GraniteShares Advisors LLC may request recoupment of previously waived fees and paid expenses from the Fund for three years from the date such fees and expenses were waived or paid, if such reimbursement will not cause the Fund’s total expense ratio to exceed the expense limitation in place at the time of the waiver and/or expense payment and the expense limitation in place at the time of the recoupment.

Example

This Example is intended to help you compare the cost of investing in the Fund with the cost of investing in mutual funds and other exchange traded funds.

The Example assumes that you invest \$10,000 in the Fund for the time periods indicated and then sell all of your Shares at the end of those periods. The Example also assumes that your investment has a 5% return each year and that the Fund's operating expenses remain the same. The figures shown would be the same whether or not you sold your Shares at the end of each period.

Although your actual costs may be higher or lower, based on these assumptions your costs would be:

	1 Year		3 Years
\$	117	\$	365

Portfolio Turnover

The Fund pays transaction costs, such as commissions, when it, buys and sells securities (or "turns over" its portfolio). A higher portfolio turnover rate may indicate higher transaction costs and may result in higher taxes when Shares are held in a taxable account. These costs, which are not reflected in annual fund operating expenses or in the Example, affect the Fund's performance. The Fund does not have any portfolio turnover because it has not yet launched.

Principal Investment Strategies

The Fund is a actively managed exchange traded fund that attempts to replicate 2 times (200%) the daily percentage change of the Underlying Stock by entering into financial instruments such as swaps and options on the Underlying Stock as well as directly purchasing the Underlying Stock. At the end of each trading day, the notional exposure against the Underlying Stock obtained through the combination of these instruments will be approximately 200% of the Fund's net asset value. The Fund aims to generate 2 times the daily performance of the Underlying Stock for a single day. A "single day" is defined as being calculated "from the close of regular trading on one trading day to the close on the next trading day."

The Fund will aim to primarily obtain its notional exposure against the Underlying Stock through swap agreements. In case the Fund faces restriction in increasing its swap notional exposure, it may use option contracts on the Underlying Stock or buy the Underlying Stock directly.

Swaps:

The Fund may enter into one or more swap agreements with major financial institutions for a specified period ranging from a day to more than one year whereby the Fund and the financial institution will agree to exchange the return (or differentials in rates of return) earned or realized on the Underlying Stock. The gross return to be exchanged or "swapped" between the parties is calculated with respect to a "notional amount," e.g., the return on or change in value of a particular dollar amount representing the Underlying Stock.

The Fund is expected to post between 35% and 45% of its assets as collateral under the swap agreements.

The Fund expects to use Cowen Financial Products LLC as its initial swap counterparty. Cowen Financial Products LLC is a conditionally registered swap dealer and is required to file certain reports from time to time with the Securities and Exchange Commission. Cowen Financial Products LLC is an indirect subsidiary of Toronto Dominion Bank, a Canadian company whose shares are listed for trade on the New York Stock Exchange (NYSE) under the symbol "TD." Debts of Cowen Financial Products LLC as it may relate to the Fund are not guaranteed by its parent company.

Options:

Depending on market conditions, market liquidity and operational constraints, the Fund may either buy deep in-the-money call option contracts, or simultaneously buy an at-the-money call option contract and sell an at-the-money put option contract (a strategy generally referred to as synthetic forward). All option contracts bought and sold will be against the Underlying Stock. The Fund will pay the premium for each call option contract bought and receive the premium for each put option sold. The Fund's participation in potential changes in the price of the Underlying Stock is based on the price of the Underlying Stock at the time the Fund buys the call and sells the put option contracts, the strike price of the call (put) option contract and the Underlying Stock price at the time of the contract's expiration. The maturity of the option contract bought and sold may vary from 1-week to 1-month.

As part of the Fund's strategy, the Fund may buy a combination of standardized exchange-traded and FLEXible EXchange® ("FLEX") call and put options contracts that are based on the value of the price returns of the Underlying Stock. The Fund will only buy and sell options contracts that are listed for trading on regulated U.S. exchanges. Traditional exchange-traded options contracts have standardized terms, such as the type (call or put), the reference asset, the strike price and expiration date. Exchange-listed options contracts are guaranteed for settlement by the Options Clearing Corporation ("OCC"). FLEX Options are a type of exchange-listed options contract with uniquely customizable terms that allow investors to customize key terms like type, strike price and expiration date that are standardized in a typical options contract. FLEX Options are also guaranteed for settlement by the OCC.

In general, an option is a contract that gives the purchaser (holder) of the option, in return for a premium, the right to buy from (call) or sell to (put) the seller (writer) of the option the security or currency underlying (in this case, the Underlying Stock) the option at a specified exercise price.

An option is said to be "European Style" when it can be exercised only at expiration whereas an "American Style" option can be exercised at any time prior to expiration. The Fund may use either European or American style options.

The Fund's cash balance may be invested in the following instruments: (1) U.S. Government securities, such as bills, notes and bonds issued by the U.S. Treasury; (2) money market funds; (3) short term bond ETFs; (4) corporate debt securities, such as commercial paper and other short-term unsecured promissory notes issued by businesses that are rated investment grade or of comparable quality as collateral for the Fund's swap agreements; (5) repurchase transactions, which are transactions under which the purchaser (*i.e.*, the Fund) acquires securities and the seller agrees, at the time of the sale, to repurchase the securities at a mutually agreed-upon time and price, thereby determining the yield during the purchaser's holding period, and/or; (6) US equities listed on a national security exchange, sovereign fixed income securities with a credit rating at least equal to the United States Federal Government, or corporate debt securities, such as commercial paper and other short-term unsecured promissory notes issued by businesses that are rated investment grade for the purposes of entering into swap agreements with the Fund's swap counterparties.

The Fund has adopted a policy to have at least 80% of its investment exposure to financial instruments with economic characteristics that should have 2 times the performance of the Underlying Stock.

Due to the Fund's investment exposure to the Underlying Stock, the Fund's investment exposure is concentrated in the automotive industry.

Because of daily rebalancing and the compounding of each day's return over time, the return of the Fund for periods longer than a single day will be the result of each day's returns compounded over the period, which will very likely differ from 200% of the return of the Underlying Stock over the same period. The Fund will lose money if the Underlying Stock's performance is flat over time, and as a result of daily rebalancing, the Underlying Stock volatility and the effects of compounding, it is even possible that the Fund will lose money over time while the Underlying Stock's performance increases over a period longer than a single day.

THE FUND, THE GRANITESHARES ETF TRUST, AND GRANITESHARES ADVISORS LLC ARE NOT AFFILIATED WITH THE UNDERLYING STOCK.

This prospectus relates only to the Fund shares offered hereby and is not a prospectus for the common stock or other securities of Ford Motor Company. The common stock of Ford Motor Company (F) is registered under the Securities Exchange Act of 1934, as amended (the "Exchange Act"). Information provided to or filed with the Securities and Exchange Commission by Ford Motor Company pursuant to the Exchange Act can be located at the Securities and Exchange Commission's website at www.sec.gov. In addition, information regarding Ford Motor Company may be obtained from other sources including, but not limited to, press releases, newspaper articles and other publicly disseminated documents.

PRINCIPAL RISKS OF INVESTING IN THE FUND

As with all ETFs, there is the risk that you could lose money through your investment in the Fund. Many factors affect the Fund's NAV and performance.

Underlying Stock Risk: The Underlying Stock is subject to many risks that can negatively impact its revenue and viability including, but are not limited to price volatility risk, management risk, inflation risk, global economic risk, growth risk, supply and demand risk, operations risk, regulatory risk, environmental risk, terrorism risk and the risk of natural disasters. The Underlying Stock performance may be affected by changes in consumer preferences affecting the automotive industry including electric vehicles, its reliance on third-party suppliers, vehicle defect issues, labor and employment issues, trade policies and tariffs, governmental investigations and litigations, and new or increased credit or consumer protection regulations. The Fund's daily returns may be affected by many factors but will depend on the performance and volatility of the Underlying Stock.

Effects of Compounding and Market Volatility Risk: The Fund aims to replicate the leveraged daily returns of the Underlying Stock and the Fund's performance for periods greater than a trading day will be the result of each day's returns compounded over the period, which is very likely to differ from the Underlying Stock's performance, before fees and expenses. Compounding affects all investments but has a more significant impact on funds that aims to replicate leverage daily returns. For a Fund aiming to replicate 2 times the daily performance of an Underlying Stock, if adverse daily performance of the Underlying Stock reduces the amount of a shareholder's investment, any further adverse daily performance will lead to a smaller dollar loss because the shareholder's investment had already been reduced by the prior adverse performance. Equally, however, if the favorable daily performance of the Underlying Stock increases the amount of a shareholder's investment, the dollar amount lost due to future adverse performance will increase because the shareholder's investment has increased.

The effect of compounding becomes pronounced as the Underlying Stock volatility and the holding period increase. The impact of compounding will impact each shareholder differently depending on the period of time an investment in the Fund is held and the volatility of the Underlying Stock during the shareholder's holding period of an investment in the Fund.

The chart below provides examples of how Underlying Stock volatility could affect the Fund's performance. Fund performance for periods greater than one single day can be estimated given any set of assumptions for the following factors: a) Underlying Stock volatility; b) Underlying Stock's performance; c) period of time; d) financing rates associated with leveraged exposure; e) other Fund expenses; and f) the Underlying Stock's dividends. The chart below illustrates the impact of two principal factors – Underlying Stock volatility and performance – on Fund performance. The chart shows estimated Fund returns for a number of combinations of Underlying Stock volatility and performance over a one-year period. Performance shown in the chart assumes that (i) there were no Fund expenses; and (ii) borrowing rates (needed to obtain a leveraged long exposure) of 0%. If Fund expenses and/or actual borrowing/lending rates were reflected, the estimated returns would be lower than those shown. Particularly during periods of higher Underlying Stock volatility, compounding will cause results for periods longer than a trading day to vary from the performance of the Underlying Stock.

As shown in the chart below, the Fund would be expected to lose 6.0% if the Underlying Stock provided no return over a one-year period during which the Index experienced annualized volatility of 25%. At higher ranges of volatility, there is a chance of a significant loss of value in the Fund, even if the Underlying Stock return is flat.

For instance, if the Underlying Stock annualized volatility is 100%, the Fund would be expected to lose 63.3% of its value, even if the cumulative Underlying Stock return for the year was 0%. Areas shaded red (or dark gray) represent those scenarios where the Fund can be expected to return less than 200% of the performance of the Underlying Stock and those shaded green (or light gray) represent those scenarios where the Fund can be expected to return more than 200% of the performance of the Underlying Stock. The Fund's actual returns may be significantly better or worse than the returns shown below as a result of any of the factors discussed above or in "Tracking Error Risk" below.

One Year Performance of the Underlying Stock	200% of One Year Performance of the Underlying Stock	Volatility of the Underlying Stock (annualized)						
		10%	25%	50%	75%	100%	125%	150%
-95%	-190%	-99.8%	-99.8%	-99.8%	-99.9%	-99.9%	-100.0%	-100.0%
-90%	-180%	-99.0%	-99.1%	-99.2%	-99.5%	-99.6%	-99.8%	-99.9%
-80%	-160%	-96.1%	-96.3%	-96.9%	-97.8%	-98.6%	-99.2%	-99.6%
-70%	-140%	-91.1%	-91.6%	-93.0%	-94.9%	-96.8%	-98.2%	-99.1%
-60%	-120%	-84.2%	-85.0%	-87.6%	-91.0%	-94.2%	-96.8%	-98.4%
-50%	-100%	-75.3%	-76.6%	-80.6%	-85.9%	-90.9%	-94.9%	-97.5%
-40%	-80%	-64.4%	-66.2%	-72.0%	-79.6%	-86.9%	-92.6%	-96.4%
-30%	-60%	-51.4%	-54.0%	-61.9%	-72.1%	-82.1%	-90.0%	-95.1%
-20%	-40%	-36.7%	-39.8%	-50.1%	-63.7%	-76.7%	-86.8%	-93.5%
-10%	-20%	-19.8%	-23.9%	-36.9%	-53.8%	-70.5%	-83.4%	-91.8%
0%	0%	-1.0%	-6.0%	-22.1%	-43.3%	-63.3%	-79.2%	-89.6%
10%	20%	19.8%	13.7%	-5.5%	-31.1%	-55.4%	-74.9%	-87.7%
20%	40%	42.6%	35.3%	12.1%	-18.1%	-47.3%	-70.5%	-85.3%
30%	60%	67.2%	58.8%	31.4%	-3.9%	-38.4%	-65.2%	-82.4%
40%	80%	93.9%	84.0%	52.7%	12.5%	-28.4%	-59.6%	-80.0%
50%	100%	122.6%	111.2%	75.5%	28.4%	-17.6%	-53.1%	-76.5%
60%	120%	153.4%	140.4%	99.7%	46.5%	-6.8%	-38.9%	-69.3%
70%	140%	185.9%	171.4%	125.3%	65.4%	6.5%	-38.9%	-69.3%
80%	160%	220.4%	204.2%	152.5%	85.2%	20.1%	-32.4%	-66.5%
90%	180%	256.7%	239.1%	181.3%	105.4%	34.7%	-25.0%	-61.9%
95%	190%	295.2%	275.3%	211.8%	129.1%	48.1%	-18.1%	-59.1%

The Underlying Stock's annualized historical volatility rate for the five-year period ended July 31, 2024 was 44.8%. During the five-year period observed the Underlying Stock's highest volatility rate over a 12-month period was 55.1% and volatility for a shorter period of time may have been substantially higher. The Underlying Stock's annualized performance for the five-year ended July 31, 2024 was 7.4% (including reinvestment of eventual dividends). Historical volatility and performance are not indications of what the Underlying Stock volatility and performance will be in the future. The volatility of instruments that reflect the value of the Underlying Stock, such as swaps, may differ from the volatility of the Underlying Stock.

Correlation Risk: A number of factors may affect the Fund's ability to achieve a high degree of correlation with Underlying Stock, and there is no guarantee that the Fund will achieve a high degree of correlation. Failure to achieve a high degree of correlation may prevent the Fund from achieving its investment objective, and the percentage change of the Fund's NAV each day may differ, perhaps significantly in amount, and possibly even direction, from 200% of the percentage change of Underlying Stock on such day.

In order to achieve a high degree of correlation with Underlying Stock, the Fund seeks to rebalance its portfolio daily to keep exposure consistent with its investment objective. Being materially under- or overexposed to Underlying Stock may prevent the Fund from achieving a high degree of correlation with Underlying Stock and may expose the Fund to greater leverage risk. Market disruptions or closure, regulatory restrictions, market volatility, illiquidity in the markets for the financial instruments in which the Fund invests, and other factors will adversely affect the Fund's ability to adjust exposure to requisite levels. The target amount of portfolio exposure is impacted dynamically by Underlying Stock's movements, including intraday movements. Because of this, it is unlikely that the Fund will have perfect 200% exposure during the day or at the end of each day and the likelihood of being materially under- or overexposed is higher on days when Underlying Stock is volatile, particularly when Underlying Stock is volatile at or near the close of the trading day.

A number of other factors may also adversely affect the Fund's correlation with Underlying Stock, including fees, expenses, transaction costs, financing costs associated with the use of derivatives, income items, valuation methodology, accounting standards and disruptions or illiquidity in the markets for the securities or financial instruments in which the Fund invests. The Fund may take or refrain from taking positions in order to improve tax efficiency, comply with regulatory restrictions, or for other reasons, each of which may negatively affect the Fund's correlation with Underlying Stock. The Fund may also be subject to large movements of assets into and out of the Fund, potentially resulting in the Fund being under- or overexposed to Underlying Stock. Additionally, the Fund's underlying investments and/or reference assets may trade on markets that may not be open on the same day as the Fund, which may cause a difference between the changes in the daily performance of the Fund and changes in the performance of Underlying Stock. Any of these factors could decrease correlation between the performance of the Fund and Underlying Stock and may hinder the Fund's ability to meet its daily investment objective on or around that day.

Leverage Risk: The Fund obtains investment exposure in excess of its net assets by utilizing leverage and may lose more money in market conditions that are adverse to its investment objective than a fund that does not utilize leverage. An investment in the Fund is exposed to the risk that a decline in the daily performance of the Underlying Stock will be magnified. This means that an investment in the Fund will be reduced by an amount equal to 2% for every 1% daily decline in the Underlying Stock, not including the costs of financing leverage and other operating expenses, which would further reduce its value. The Fund could theoretically lose an amount greater than its net assets in the event the Underlying Stock declines more than 50%. Leverage will also have the effect of magnifying any differences in the Fund performance's correlation with the Underlying Stock.

Due to the limited availability of necessary investments or financial instruments, the Fund could, among other things, as a defensive measure, limit or suspend creations or redemptions of Creation Units until the adviser determines that the requisite exposure to the Underlying Stock is obtainable. During the period that creation or redemptions are affected, the Fund's shares could trade at a significant premium or discount to their net asset value or the bid-ask spread of the Fund's shares could widen significantly. In the case of a period during which creations are suspended, the Fund could experience significant redemptions, which may cause the Fund to sell portfolio securities at unfavorable prices and increased transaction and other costs and make greater taxable distributions to shareholders of the Fund.

Automotive Company Risks: The performance of the Underlying Stock, and consequently the Fund's performance, is subject to risks of the automotive sector. The automotive sector industry can be highly cyclical, and companies in the industry may suffer periodic operating losses. Automotive companies can be significantly affected by labor relations and fluctuating component prices. Developments in automotive technologies (e.g., autonomous vehicle technologies) may require significant capital expenditures that may not generate profits for several years, if ever. Automotive companies may be significantly subject to government policies and regulations regarding imports and exports of automotive products. Governmental policies affecting the automotive industry, such as taxes, tariffs, duties, subsidies, and import and export restrictions on automotive products can influence industry profitability. In addition, such companies must comply with environmental laws and regulations, for which there may be severe consequences for non-compliance. While most of the major automotive manufacturers are large companies, certain others may be non-diversified in both product line and customer base and may be more vulnerable to certain events that may negatively impact the automotive industry.

Counterparty Risk: A counterparty (the other party to a transaction or an agreement or the party with whom the Fund executes transactions) to a transaction (including repurchase transaction) with the Fund may be unable or unwilling to make timely principal, interest or settlement payments, or otherwise honor its obligations.

Derivatives Risk: The use of derivative instruments involves risks different from, or possibly greater than, the risks associated with investing directly in securities and other traditional investments. These risks include (i) the risk that the counterparty to a derivative transaction may not fulfill its contractual obligations; (ii) risk of mispricing or improper valuation; and (iii) the risk that changes in the value of the derivative may not correlate perfectly with the underlying asset, rate or index. Derivative prices are highly volatile and may fluctuate substantially during a short period of time. Such prices are influenced by numerous factors that affect the markets, including, but not limited to: changing supply and demand relationships; government programs and policies; national and international political and economic events, changes in interest rates, inflation and deflation and changes in supply and demand relationships. Trading derivative instruments involves risks different from, or possibly greater than, the risks associated with investing directly in securities.

The Fund will be subject to regulatory constraints relating to the level of value at risk that the Fund may incur through its derivative portfolio. To the extent the Fund exceeds these regulatory thresholds over an extended period, the Fund may determine that it is necessary to make adjustments to the Fund's investment strategy.

Exchange Traded Fund Structure Risk: The Fund is structured as an exchange traded fund and as a result is subject to special risks, including:

- The market prices of shares will fluctuate in response to changes in NAV and supply and demand for shares and will include a "bid-ask spread" charged by the exchange specialists, market makers or other participants that trade the particular security. There may be times when the market price and the NAV vary significantly. This means that Shares may trade at a discount to NAV.
- In times of market stress, market makers may step away from their role market making in shares of exchange traded funds and in executing trades, which can lead to differences between the market value of Fund shares and the Fund's NAV.
- In stressed market conditions, the market for the Fund's shares may become less liquid in response to the deteriorating liquidity of the Fund's portfolio. This adverse effect on the liquidity of the Fund's shares may, in turn, lead to differences between the market value of the Fund's shares and the Fund's NAV.
- An active trading market for the Fund's shares may not be developed or maintained. Trading in Shares on the Exchange may be halted due to market conditions or for reasons that, in the view of the Exchange, make trading in Shares inadvisable, such as extraordinary market volatility. There can be no assurance that Shares will continue to meet the listing requirements of the Exchange. If the Fund's shares are traded outside a collateralized settlement system, the number of financial institutions that can act as authorized participants that can post collateral on an agency basis is limited, which may limit the market for the Fund's shares.

Fixed Income Securities Risk: When the Fund invests in fixed income securities, the value of your investment in the Fund will fluctuate with changes in interest rates. Typically, a rise in interest rates causes a decline in the value of fixed income securities owned by the Fund. In general, the market price of fixed income securities with longer maturities will increase or decrease more in response to changes in interest rates than shorter-term securities. Other risk factors include credit risk (the debtor may default), extension risk (an issuer may exercise its right to repay principal on a fixed rate obligation held by the Fund later than expected), and prepayment risk (the debtor may pay its obligation early, reducing the amount of interest payments). These risks could affect the value of a particular investment by the Fund, possibly causing the Fund's share price and total return to be reduced and fluctuate more than other types of investments.

Management Risk: The Adviser's judgments about the attractiveness, value and potential appreciation of a particular security or derivative in which the Fund invests may prove to be incorrect and may not produce the desired results.

Market and Geopolitical Risk: The increasing interconnectivity between global economies and financial markets increases the likelihood that events or conditions in one region or financial market may adversely impact issuers in a different country, region or financial market. Securities in the Fund's portfolio may underperform due to inflation (or expectations for inflation), interest rates, global demand for particular products or resources, natural disasters, pandemics, epidemics, terrorism, regulatory events and governmental or quasi-governmental actions. The occurrence of global events similar to those in recent years, such as terrorist attacks around the world, natural disasters, social and political discord or debt crises and downgrades, among others, may result in market volatility and may have long term effects on both the U.S. and global financial markets. It is difficult to predict when similar events affecting the U.S. or global financial markets may occur, the effects that such events may have and the duration of those effects.

Non-Diversified Risk: The Fund's portfolio focuses on the Underlying Stock and will be subject to potential for volatility than a diversified fund.

Swap Risk: Swaps are subject to tracking risk because they may not be perfect substitutes for the instruments they are intended to hedge or replace. Over the counter swaps are subject to counterparty default. Leverage inherent in derivatives will tend to magnify the Fund's losses.

Options Contracts Risk: The use of options contracts involves investment strategies and risks different from those associated with ordinary portfolio securities transactions. The prices of options are volatile and are influenced by, among other things, actual and anticipated changes in the value of the underlying instrument, including the anticipated volatility, which are affected by fiscal and monetary policies and by national and international political, changes in the actual or implied volatility or the reference asset, the time remaining until the expiration of the option contract and economic events. For the Fund, in particular, the value of the options contracts in which it invests is substantially influenced by the value of the Underlying Stock. The Fund may experience substantial downside from specific option positions and certain option positions held by the Fund may expire worthless. As an option approaches its expiration date, its value typically increasingly moves with the value of the underlying instrument. However, prior to such a date, the value of an option generally does not increase or decrease at the same rate as the underlying instrument. There may at times be an imperfect correlation between the movement in values of options contracts and the underlying instrument, and there may at times not be a liquid secondary market for certain options contracts. The value of the options held by the Fund will be determined based on market quotations or other recognized pricing methods. Furthermore, when the Fund seeks to trade out of positions, especially near expiration, there is an added risk that the Fund may be required to allocate resources unexpectedly to fulfill these obligations. This potential exposure to physical settlement can significantly impact the Fund's liquidity and market exposure, particularly in volatile market conditions. If the Fund sells non-cash settled options contracts, it would be obligated to receive shares of the Underlying Stock when the option is exercised. Consequently, there is a risk that the Fund may have to physically acquire the Underlying Stock shares at the strike price, which could result in the Fund holding the Underlying Stock, and an asset that has declined in value. The level of exposure obtained through option contracts should at most be equal to the Fund's Daily Leverage Factor times the Fund's net asset value.

Rebalancing Risk: If for any reason the Fund is unable to rebalance all or a portion of its portfolio, or if all or a portion of the portfolio is rebalanced incorrectly, the Fund's investment exposure may not be consistent with the Fund's investment objective. In these instances, the Fund may have investment exposure to the Underlying Stock that is significantly greater or less than its stated multiple. As a result, the Fund may be more exposed to leverage risk than if it had been properly rebalanced and may not achieve its investment objective.

Trading Halt Risk: Although the Underlying Stock's shares are listed for trading on an exchange, there can be no assurance that an active trading market for such shares will be available at all times and the exchange may halt trading of such shares in certain circumstances. A halt in trading in the Underlying Stock's shares is expected, in turn, to result in a halt in the trading in the Fund's shares. Trading in the Underlying Stock's and/or Fund's shares on the exchange may be halted due to market conditions or for reasons that, in the view of the exchange, make trading in the Underlying Stock's and/or Fund's shares inadvisable. In addition, trading in Underlying Stock's and/or Fund's shares on an exchange is subject to trading halts caused by extraordinary market volatility pursuant to exchange "circuit breaker" rules." In the event of a trading halt for an extended period of time, the Fund may be unable to execute arrangements with swap counterparties that are necessary to implement the Fund's investment strategy.

Tracking Error Risk: Tracking error is the divergence of the Fund's performance from that of its investment objective which aims to replicate 2 times the daily percentage change in the Underlying Stock. The performance of the Fund may diverge from that of its investment objective for a number of reasons. Tracking error may occur because of transaction costs, the Fund's holding of cash, differences in accrual of dividends, being under- or overexposed to the Underlying Stock or the need to meet new or existing regulatory requirements. Tracking error risk may be heightened during times of market volatility or other unusual market conditions such as market disruptions. The Fund may be required to deviate from its investment objective as a result of market restrictions or other legal reasons, including regulatory limits or other restrictions on securities that may be purchased by the Adviser and its affiliates.

Investing in U.S. Equities Risk: Investing in U.S. issuers subjects the Fund to legal, regulatory, political, currency, security, and economic risks that are specific to the U.S. Certain changes in the U.S., such as a weakening of the U.S. economy or a decline in its financial markets, may have an adverse effect on U.S. issuers.

US Treasury Risk: U.S. Treasury obligations are backed by the "full faith and credit" of the U.S. government and generally have negligible credit risk. Securities issued or guaranteed by federal agencies or authorities and U.S. government-sponsored instrumentalities or enterprises may or may not be backed by the full faith and credit of the U.S. government. The Fund may be subject to such risk to the extent it invests in securities issued or guaranteed by federal agencies or authorities and U.S. government-sponsored instrumentalities or enterprises.

Tax Risk: In order to qualify for the favorable tax treatment generally available to regulated investment companies, the Fund must satisfy certain diversification and other requirements. In particular, the Fund generally may not acquire a security if, as a result of the acquisition, more than 50% of the value of the Fund's assets would be invested in (a) issuers in which the Fund has, in each case, invested more than 5% of the Fund's assets and (b) issuers more than 10% of whose outstanding voting securities are owned by the Fund. The application of these requirements to certain investments (including swaps) that may be entered into by the Fund is unclear. In addition, the application of these requirements to the Fund's investment objective is not clear, particularly because the Fund's investment objective focuses on the performance of the stock of a single issuer. If the Fund were to fail to qualify as a regulated investment company, it would be taxed in the same manner as an ordinary corporation, and distributions to its shareholders would not be deductible by the Fund in computing its taxable income.

Performance: Because the Fund has not yet launched, the performance section is omitted. In the future, performance information will be presented in this section of this Prospectus. Updated performance information, when available, will be available online at www.graniteshares.com or by calling 844-476-8747.

Investment Adviser: GraniteShares Advisors LLC

Portfolio Managers: Benoit Autier and Jeff Klearman have been portfolio managers of the Fund since the Fund's inception in 2022. Ryan Dofflemeyer has been portfolio manager since September 2024.

Purchase and Sale of Fund Shares: The Fund is an ETF. Individual Shares of the Fund may only be bought and sold in the secondary market (i.e., on a national securities exchange) through a broker-dealer at a market price. Because ETF shares trade at market prices rather than at NAV, Shares may trade at a price greater than NAV (at a premium), at NAV or less than NAV (at a discount). An investor may incur costs attributable to the difference between the highest price a buyer is willing to pay to purchase Shares of the Fund (bid) and the lowest price a seller is willing to accept for Shares of the Fund (ask) when buying or selling Shares in the secondary market (the "bid-ask spread"). The bid-ask spread varies over time for Shares based on trading volume and market liquidity, and is generally lower if the Fund's Shares have more trading volume and market liquidity and higher if the Fund's Shares have little trading volume and market liquidity. Recent information regarding the Fund, including its NAV, market price, premiums and discounts, and bid/ask spreads, is available on the Fund's website at www.graniteshares.com.

Tax Information: The Fund's distributions will be taxable to you, generally as ordinary income unless you are invested through a tax-advantaged arrangement, such as a 401(k) plan, IRA or other tax-advantaged account; in such cases, you may be subject to tax when assets are withdrawn from such tax-advantaged arrangement. A sale of Shares may result in capital gain or loss.

Payments to Broker-Dealers and Other Financial Intermediaries: If you purchase Shares of the Fund through a broker-dealer or other financial intermediary (such as a bank) (an "Intermediary"), the adviser and/or its related companies may pay the Intermediary for the sale of Shares and related services. These payments may create a conflict of interest by influencing the Intermediary and your salesperson to recommend the Fund over another investment. Any such arrangements do not result in increased Fund expenses. Ask your salesperson or visit the Intermediary's website for more information.

**ADDITIONAL INFORMATION ABOUT THE
FUNDS' INVESTMENT OBJECTIVES, STRATEGIES AND RISKS**

As shown in the table below, each Leveraged Long Fund seeks daily leveraged long investment results, before fees and expenses, of the performance of its Underlying Stock.

The Funds seek investment results on a daily basis — from the close of regular trading on one trading day to the close on the next trading day — which should not be equated with seeking a leveraged investment objective for any other period.

Each Fund seeks to provide a return of the daily performance of its Underlying Stock. No Fund attempts to, and no Fund should be expected to, provide returns of the Underlying Stock for periods other than a single day. Each Fund rebalances its implied exposure on a daily basis, increasing exposure in the Underlying Stock in response to that day's gains or reducing exposure in the Underlying Stock in response to that day's losses.

Also, the exposure to the Underlying Stock received by an investor who purchases a Fund intra-day will differ from the Fund's stated daily leveraged investment objective by an amount determined by the movement of the Underlying Stock from its value at the end of the prior day. If the Underlying Stock moves in a direction favorable to the Fund between the close of the market on one trading day through the time on the next trading day when the investor purchases Fund shares, the investor will receive less exposure to the Underlying Stock than the stated Fund Daily Leverage Factor. Conversely, if the Underlying Stock moves in a direction adverse to the Fund, the investor will receive more exposure to the Underlying Stock than the stated Fund Daily Leverage Factor.

The Funds are designed as short-term trading vehicles. The Funds are intended to be used by investors who intend to actively monitor and manage their portfolios.

Investment Objectives

FUND	INVESTMENT OBJECTIVE	UNDERLYING STOCK	Fund Daily Leverage Factor
GraniteShares 1.25x Long TSLA Daily ETF	The Fund seeks daily investment results, before fees and expenses, of 1.25 times (125%) the daily percentage change of the common stock of Tesla Inc. (NASDAQ: TSLA).	Tesla Inc common stock listed on NASDAQ (ticker: TSLA)	125%
GraniteShares 2x Long NVDA Daily ETF	The Fund seeks daily investment results, before fees and expenses, of 2 times (200%) the daily percentage change of the common stock of NVIDIA Corporation (NASDAQ: NVDA).	NVIDIA Corporation common stock listed on NASDAQ (ticker: NVDA)	200%
GraniteShares 2x Long COIN Daily ETF	The Fund seeks daily investment results, before fees and expenses, of 2 times (200%) the daily percentage change of the common stock of Coinbase Global, Inc. Class A (NASDAQ: COIN).	Coinbase Global, Inc. Class A common stock listed on NASDAQ (ticker: COIN)	200%
GraniteShares 2x Long BABA Daily ETF	The Fund seeks daily investment results, before fees and expenses, of 2 times (200%) the daily percentage change of the ADR of Alibaba Group Holding Limited (NYSE: BABA).	Alibaba Group Holding Limited ADR listed on NYSE-ARCA (ticker: BABA)	200%
GraniteShares 2x Long META Daily ETF	The Fund seeks daily investment results, before fees and expenses, of 2 times (200%) the daily percentage change of the common stock of Meta Platforms, Inc. Class A (NASDAQ: META).	Meta Platforms, Inc. Class A common stock listed on NASDAQ (ticker: FB)	200%
GraniteShares 2x Long GOOGL Daily ETF	The Fund seeks daily investment results, before fees and expenses, of 2 times (200%) the daily percentage change of the common stock of Alphabet Inc. Class A (NASDAQ: GOOGL).	Alphabet Inc. Class A common stock listed on NASDAQ (ticker: GOOGL)	200%
GraniteShares 2x Long AMZN Daily ETF	The Fund seeks daily investment results, before fees and expenses, of 2 times (200%) the daily percentage change of the common stock of Amazon.com, Inc. (NASDAQ: AMZN).	Amazon.com, Inc. common stock listed on NASDAQ (ticker: AMZN)	200%
GraniteShares 2x Long AAPL Daily ETF	The Fund seeks daily investment results, before fees and expenses, of 2 times (200%) the daily percentage change of the common stock of Apple Inc. (NASDAQ: AAPL).	Apple Inc. common stock listed on NASDAQ (ticker: AAPL)	200%
GraniteShares 2x Long MSFT Daily ETF	The Fund seeks daily investment results, before fees and expenses, of 2 times (200%) the daily percentage change of the common stock of Microsoft Corporation (NASDAQ: MSFT).	Microsoft Corporation common stock listed on NASDAQ (ticker: MSFT)	200%
GraniteShares 2x Long AMD Daily ETF	The Fund seeks daily investment results, before fees and expenses, of 2 times (200%) the daily percentage change of the common stock of Advanced Micro Devices, Inc. (NASDAQ: AMD).	Advanced Micro Devices, Inc. common stock listed on NASDAQ (ticker: AMD)	200%
GraniteShares 2x Long PLTR Daily ETF	The Fund seeks daily investment results, before fees and expenses, of 2 times (200%) the daily percentage change of common stock of Palantir Technologies Inc. (NYSE: PLTR).	Palantir Technologies Inc. common stock listed on NASDAQ (ticker: PLTR)	200%
GraniteShares 2x Long UBER Daily ETF	The Fund seeks daily investment results, before fees and expenses, of 2 times (200%) the daily percentage change of the common stock of Uber Technologies, Inc. (NYSE: UBER).	Uber Technology, Inc. common stock listed on NYSE-ARCA (ticker: UBER)	200%
GraniteShares 2x Long DIS Daily ETF	The Fund seeks daily investment results, before fees and expenses, of 2 times (200%) of the common stock of Walt Disney Co (NYSE: DIS).	Walt Disney Co common stock listed on NYSE-ARCA (ticker: DIS)	200%
GraniteShares 2x Long F Daily ETF	The Fund seeks daily investment results, before fees and expenses, of 2 times (200%) the daily percentage change of the common stock of Ford Motor Company (NYSE: F).	Ford Motor Company common stock listed on NYSE-ARCA (ticker: F)	200%

Each Fund's investment objective can be changed by the Board of Trustees (the "Board") of GraniteShares ETF Trust (the "GraniteShares Trust") upon sixty days' written notice to shareholders.

Each Fund is not suitable for all investors. Each Fund is designed to be utilized only by sophisticated investors, such as traders and active investors employing dynamic strategies. Such investors are expected to monitor and manage their portfolios frequently. Investors in each Fund should: (a) understand the risks associated with the use of leverage; (b) understand the consequences of seeking daily leveraged investment results; and (c) intend to actively monitor and manage their investments. Investors who do not understand the Fund or do not intend to actively manage their funds and monitor their investments should not buy a Fund.

There is no assurance that a Fund will achieve their investment objective and an investment in a Fund could lose money.

PRINCIPAL INVESTMENT STRATEGIES

Leveraged Long Funds

In order to achieve each Leveraged Long Fund's investment objective, the Fund may enter financial instruments such as swap agreements and options on the Underlying Stock as well as potentially directly purchasing the Underlying Stock. At the end of each trading day, the notional exposure against the Underlying Stock obtained through the combination of these instruments will be approximately equal to Fund's Daily Leverage Factor times the Fund's net asset value.

To achieve a swap notional exposure equal to Fund's Daily Leverage Factor times the Fund's net asset value at the end of each trading day, the adviser will adjust the swap notional exposure daily by sending orders to the swap provider(s) for execution at close. Such transactions will result in trading fees to be paid by the Fund.

GraniteShares 1.25x Long TSLA Daily ETF

The Fund is actively managed and seeks daily investment results, before fees and expenses, of 1.25 times (125%) the daily percentage change of the common stock of Tesla Inc. (NASDAQ: TSLA) (the "Underlying Stock").

The Fund may enter into one or more swap agreements with major financial institutions for a specified period ranging from a day to more than one year whereby the Fund and the financial institution will agree to exchange the return (or differentials in rates of return) earned or realized on the Underlying Stock. The gross return to be exchanged or "swapped" between the parties is calculated with respect to a "notional amount," e.g., the return on or change in value of a particular dollar amount representing the Underlying Stock.

The Fund may either buy deep in-the-money call option contracts, or simultaneously buy an at-the-money call option contract and sell an at-the-money put option contract (a strategy generally referred to as synthetic forward). All option contracts bought and sold will be against the Underlying Stock. The Fund will pay the premium for each call option contract bought and receive the premium for each put option sold. The Fund's participation in potential changes in the price of the Underlying Stock is based on the price of the Underlying Stock at the time the Fund buys the call and sells put option contracts, the strike price of the call (put) option contract and the Underlying Stock price at the time of the contract's expiration. The maturity of the option contract bought and sold may vary from 1-week to 1-month.

The Fund's cash balance may be invested in the following instruments: (1) U.S. Government securities, such as bills, notes and bonds issued by the U.S. Treasury; (2) money market funds; (3) short term bond ETFs; (4) corporate debt securities, such as commercial paper and other short-term unsecured promissory notes issued by businesses that are rated investment grade or of comparable quality as collateral for the Fund's swap agreements; (5) repurchase transaction, which is a transaction under which the purchaser (i.e., the Fund) acquires a security and the seller agrees, at the time of the sale, to repurchase the security at a mutually agreed-upon time and price, thereby determining the yield during the purchaser's holding period, and/or; (6) equity or fixed income securities for the purposes of entering into swap agreements with the Fund's swap counterparties.

GraniteShares 2x Long NVDA Daily ETF

The Fund is actively managed and seeks daily investment results, before fees and expenses, of 2 times (200%) the daily percentage change of the common stock of NVIDIA Corporation (NASDAQ: NVDA) (the "Underlying Stock").

The Fund may enter into one or more swap agreements with major financial institutions for a specified period ranging from a day to more than one year whereby the Fund and the financial institution will agree to exchange the return (or differentials in rates of return) earned or realized on the Underlying Stock. The gross return to be exchanged or "swapped" between the parties is calculated with respect to a "notional amount," e.g., the return on or change in value of a particular dollar amount representing the Underlying Stock.

The Fund may either buy deep in-the-money call option contracts, or simultaneously buy an at-the-money call option contract and sell an at-the-money put option contract (a strategy generally referred to as synthetic forward). All option contracts bought and sold will be against the Underlying Stock. The Fund will pay the premium for each call option contract bought and receive the premium for each put option sold. The Fund's participation in potential changes in the price of the Underlying Stock is based on the price of the Underlying Stock at the time the Fund buys the call and sells the put option contracts, the strike price of the call (put) option contract and the Underlying Stock price at the time of the contract's expiration. The maturity of the option contract bought and sold may vary from 1-week to 1-month.

The Fund may invest in the Underlying Stock directly.

The Fund's cash balance may be invested in the following instruments: (1) U.S. Government securities, such as bills, notes and bonds issued by the U.S. Treasury; (2) money market funds; (3) short term bond ETFs; (4) corporate debt securities, such as commercial paper and other short-term unsecured promissory notes issued by businesses that are rated investment grade or of comparable quality as collateral for the Fund's swap agreements; (5) repurchase transaction, which is a transaction under which the purchaser (i.e., the Fund) acquires a security and the seller agrees, at the time of the sale, to repurchase the security at a mutually agreed-upon time and price, thereby determining the yield during the purchaser's holding period, and/or; (6) equity or fixed income securities for the purposes of entering into swap agreements with the Fund's swap counterparties.

GraniteShares 2x Long COIN Daily ETF

The Fund is actively managed and seeks daily investment results, before fees and expenses, of 2 times (200%) the daily percentage change of the common stock of Coinbase Global, Inc. Class A (NASDAQ: COIN) (the "Underlying Stock").

The Fund may enter into one or more swap agreements with major financial institutions for a specified period ranging from a day to more than one year whereby the Fund and the financial institution will agree to exchange the return (or differentials in rates of return) earned or realized on the Underlying Stock. The gross return to be exchanged or "swapped" between the parties is calculated with respect to a "notional amount," e.g., the return on or change in value of a particular dollar amount representing the Underlying Stock.

The Fund may either buy deep in-the-money call option contracts, or simultaneously buy an at-the-money call option contract and sell an at-the-money put option contract (a strategy generally referred to as synthetic forward). All option contracts bought and sold will be against the Underlying Stock. The Fund will pay the premium for each call option contract bought and receive the premium for each put option sold. The Fund's participation in potential changes in the price of the Underlying Stock is based on the price of the Underlying Stock at the time the Fund buys the call and sells put option contracts, the strike price of the call (put) option contract and the Underlying Stock price at the time of the contract's expiration. The maturity of the option contract bought and sold may vary from 1-week to 1-month.

The Fund may invest in the Underlying Stock directly.

The Fund's cash balance may be invested in the following instruments: (1) U.S. Government securities, such as bills, notes and bonds issued by the U.S. Treasury; (2) money market funds; (3) short term bond ETFs; (4) corporate debt securities, such as commercial paper and other short-term unsecured promissory notes issued by businesses that are rated investment grade or of comparable quality as collateral for the Fund's swap agreements; (5) repurchase transaction, which is a transaction under which the purchaser (i.e., the Fund) acquires a security and the seller agrees, at the time of the sale, to repurchase the security at a mutually agreed-upon time and price, thereby determining the yield during the purchaser's holding period, and/or; (6) equity or fixed income securities for the purposes of entering into swap agreements with the Fund's swap counterparties.

GraniteShares 2x Long BABA Daily ETF

The Fund is actively managed and seeks daily investment results, before fees and expenses, of 2 times (200%) the daily percentage change of the ADR of Alibaba Group Holding Limited (NYSE: BABA) (the “Underlying Stock”).

The Fund may enter into one or more swap agreements with major financial institutions for a specified period ranging from a day to more than one year whereby the Fund and the financial institution will agree to exchange the return (or differentials in rates of return) earned or realized on the Underlying Stock. The gross return to be exchanged or “swapped” between the parties is calculated with respect to a “notional amount,” e.g., the return on or change in value of a particular dollar amount representing the Underlying Stock.

The Fund may either buy deep in-the-money call option contracts, or simultaneously buy an at-the-money call option contract and sell an at-the-money put option contract (a strategy generally referred to as synthetic forward). All option contracts bought and sold will be against the Underlying Stock. The Fund will pay the premium for each call option contract bought and receive the premium for each put option sold. The Fund’s participation in potential changes in the price of the Underlying Stock is based on the price of the Underlying Stock at the time the Fund buys the call and sells put option contracts, the strike price of the call (put) option contract and the Underlying Stock price at the time of the contract’s expiration. The maturity of the option contract bought and sold may vary from 1-week to 1-month.

The Fund may invest in the Underlying Stock directly.

The Fund’s cash balance may be invested in the following instruments: (1) U.S. Government securities, such as bills, notes and bonds issued by the U.S. Treasury; (2) money market funds; (3) short term bond ETFs; (4) corporate debt securities, such as commercial paper and other short-term unsecured promissory notes issued by businesses that are rated investment grade or of comparable quality as collateral for the Fund’s swap agreements; (5) repurchase transaction, which is a transaction under which the purchaser (i.e., the Fund) acquires a security and the seller agrees, at the time of the sale, to repurchase the security at a mutually agreed-upon time and price, thereby determining the yield during the purchaser’s holding period, and/or; (6) equity or fixed income securities for the purposes of entering into swap agreements with the Fund’s swap counterparties.

GraniteShares 2x Long META Daily ETF

The Fund is actively managed and seeks daily investment results, before fees and expenses, of 2 times (200%) the daily percentage change of the common stock of Meta Platforms, Inc. Class A (NASDAQ: META) (the “Underlying Stock”).

The Fund may enter into one or more swap agreements with major financial institutions for a specified period ranging from a day to more than one year whereby the Fund and the financial institution will agree to exchange the return (or differentials in rates of return) earned or realized on the Underlying Stock. The gross return to be exchanged or “swapped” between the parties is calculated with respect to a “notional amount,” e.g., the return on or change in value of a particular dollar amount representing the Underlying Stock.

The Fund may either buy deep in-the-money call option contracts, or simultaneously buy an at-the-money call option contract and sell an at-the-money put option contract (a strategy generally referred to as synthetic forward). All option contracts bought and sold will be against the Underlying Stock. The Fund will pay the premium for each call option contract bought and receive the premium for each put option sold. The Fund’s participation in potential changes in the price of the Underlying Stock is based on the price of the Underlying Stock at the time the Fund buys the call and sells put option contracts, the strike price of the call (put) option contract and the Underlying Stock price at the time of the contract’s expiration. The maturity of the option contract bought and sold may vary from 1-week to 1-month.

The Fund may invest in the Underlying Stock directly.

The Fund’s cash balance may be invested in the following instruments: (1) U.S. Government securities, such as bills, notes and bonds issued by the U.S. Treasury; (2) money market funds; (3) short term bond ETFs; (4) corporate debt securities, such as commercial paper and other short-term unsecured promissory notes issued by businesses that are rated investment grade or of comparable quality as collateral for the Fund’s swap agreements; (5) repurchase transaction, which is a transaction under which the purchaser (i.e., the Fund) acquires a security and the seller agrees, at the time of the sale, to repurchase the security at a mutually agreed-upon time and price, thereby determining the yield during the purchaser’s holding period, and/or; (6) equity or fixed income securities for the purposes of entering into swap agreements with the Fund’s swap counterparties.

GraniteShares 2x Long GOOGL Daily ETF

The Fund is actively managed and seeks daily investment results, before fees and expenses, of 2 times (200%) the daily percentage change of the common stock of Alphabet Inc. Class A (NASDAQ: GOOGL) (the “Underlying Stock”).

The Fund may enter into one or more swap agreements with major financial institutions for a specified period ranging from a day to more than one year whereby the Fund and the financial institution will agree to exchange the return (or differentials in rates of return) earned or realized on the Underlying Stock. The gross return to be exchanged or “swapped” between the parties is calculated with respect to a “notional amount,” e.g., the return on or change in value of a particular dollar amount representing the Underlying Stock.

The Fund may either buy deep in-the-money call option contracts, or simultaneously buy an at-the-money call option contract and sell an at-the-money put option contract (a strategy generally referred to as synthetic forward). All option contracts bought and sold will be against the Underlying Stock. The Fund will pay the premium for each call option contract bought and receive the premium for each put option sold. The Fund’s participation in potential changes in the price of the Underlying Stock is based on the price of the Underlying Stock at the time the Fund buys the call and sells put option contracts, the strike price of the call (put) option contract and the Underlying Stock price at the time of the contract’s expiration. The maturity of the option contract bought and sold may vary from 1-week to 1-month.

The Fund may invest in the Underlying Stock directly.

The Fund’s cash balance may be invested in the following instruments: (1) U.S. Government securities, such as bills, notes and bonds issued by the U.S. Treasury; (2) money market funds; (3) short term bond ETFs; (4) corporate debt securities, such as commercial paper and other short-term unsecured promissory notes issued by businesses that are rated investment grade or of comparable quality as collateral for the Fund’s swap agreements; (5) repurchase transaction, which is a transaction under which the purchaser (i.e., the Fund) acquires a security and the seller agrees, at the time of the sale, to repurchase the security at a mutually agreed-upon time and price, thereby determining the yield during the purchaser’s holding period, and/or; (6) equity or fixed income securities for the purposes of entering into swap agreements with the Fund’s swap counterparties.

GraniteShares 2x Long AMZN Daily ETF

The Fund is actively managed and seeks daily investment results, before fees and expenses, of 2 times (200%) the daily percentage change of the common stock of Amazon.com, Inc. (NASDAQ: AMZN) (the “Underlying Stock”).

The Fund may enter into one or more swap agreements with major financial institutions for a specified period ranging from a day to more than one year whereby the Fund and the financial institution will agree to exchange the return (or differentials in rates of return) earned or realized on the Underlying Stock. The gross return to be exchanged or “swapped” between the parties is calculated with respect to a “notional amount,” e.g., the return on or change in value of a particular dollar amount representing the Underlying Stock.

The Fund may either buy deep in-the-money call option contracts, or simultaneously buy an at-the-money call option contract and sell an at-the-money put option contract (a strategy generally referred to as synthetic forward). All option contracts bought and sold will be against the Underlying Stock. The Fund will pay the premium for each call option contract bought and receive the premium for each put option sold. The Fund’s participation in potential changes in the price of the Underlying Stock is based on the price of the Underlying Stock at the time the Fund buys the call and sells the put option contracts, the strike price of the call (put) option contract and the Underlying Stock price at the time of the contract’s expiration. The maturity of the option contract bought and sold may vary from 1-week to 1-month.

The Fund may invest in the Underlying Stock directly.

The Fund’s cash balance may be invested in the following instruments: (1) U.S. Government securities, such as bills, notes and bonds issued by the U.S. Treasury; (2) money market funds; (3) short term bond ETFs; (4) corporate debt securities, such as commercial paper and other short-term unsecured promissory notes issued by businesses that are rated investment grade or of comparable quality as collateral for the Fund’s swap agreements; (5) repurchase transaction, which is a transaction under which the purchaser (i.e., the Fund) acquires a security and the seller agrees, at the time of the sale, to repurchase the security at a mutually agreed-upon time and price, thereby determining the yield during the purchaser’s holding period, and/or; (6) equity or fixed income securities for the purposes of entering into swap agreements with the Fund’s swap counterparties.

GraniteShares 2x Long AAPL Daily ETF

The Fund is actively managed and seeks daily investment results, before fees and expenses, of 2 times (200%) the daily percentage change of the common stock of Apple Inc. (NASDAQ: AAPL) (the “Underlying Stock”).

The Fund may enter into one or more swap agreements with major financial institutions for a specified period ranging from a day to more than one year whereby the Fund and the financial institution will agree to exchange the return (or differentials in rates of return) earned or realized on the Underlying Stock. The gross return to be exchanged or “swapped” between the parties is calculated with respect to a “notional amount,” e.g., the return on or change in value of a particular dollar amount representing the Underlying Stock.

The Fund may either buy deep in-the-money call option contracts, or simultaneously buy an at-the-money call option contract and sell an at-the-money put option contract (a strategy generally referred to as synthetic forward). All option contracts bought and sold will be against the Underlying Stock. The Fund will pay the premium for each call option contract bought and receive the premium for each put option sold. The Fund’s participation in potential changes in the price of the Underlying Stock is based on the price of the Underlying Stock at the time the Fund buys the call and sells put option contracts, the strike price of the call (put) option contract and the Underlying Stock price at the time of the contract’s expiration. The maturity of the option contract bought and sold may vary from 1-week to 1-month.

The Fund may invest in the Underlying Stock directly.

The Fund’s cash balance may be invested in the following instruments: (1) U.S. Government securities, such as bills, notes and bonds issued by the U.S. Treasury; (2) money market funds; (3) short term bond ETFs; (4) corporate debt securities, such as commercial paper and other short-term unsecured promissory notes issued by businesses that are rated investment grade or of comparable quality as collateral for the Fund’s swap agreements; (5) repurchase transaction, which is a transaction under which the purchaser (i.e., the Fund) acquires a security and the seller agrees, at the time of the sale, to repurchase the security at a mutually agreed-upon time and price, thereby determining the yield during the purchaser’s holding period, and/or; (6) equity or fixed income securities for the purposes of entering into swap agreements with the Fund’s swap counterparties.

GraniteShares 2x Long MSFT Daily ETF

The Fund is actively managed and seeks daily investment results, before fees and expenses, of 2 times (200%) the daily percentage change of the common stock of Microsoft Corporation (NASDAQ: MSFT) (the “Underlying Stock”).

The Fund may enter into one or more swap agreements with major financial institutions for a specified period ranging from a day to more than one year whereby the Fund and the financial institution will agree to exchange the return (or differentials in rates of return) earned or realized on the Underlying Stock. The gross return to be exchanged or “swapped” between the parties is calculated with respect to a “notional amount,” e.g., the return on or change in value of a particular dollar amount representing the Underlying Stock.

The Fund may either buy deep in-the-money call option contracts, or simultaneously buy an at-the-money call option contract and sell an at-the-money put option contract (a strategy generally referred to as synthetic forward). All option contracts bought and sold will be against the Underlying Stock. The Fund will pay the premium for each call option contract bought and receive the premium for each put option sold. The Fund’s participation in potential changes in the price of the Underlying Stock is based on the price of the Underlying Stock at the time the Fund buys the call and sells the put option contract, the strike price of the call (put) option contract and the Underlying Stock price at the time of the contract’s expiration. The maturity of the option contract bought and sold may vary from 1-week to 1-month.

The Fund may invest in the Underlying Stock directly.

The Fund’s cash balance may be invested in the following instruments: (1) U.S. Government securities, such as bills, notes and bonds issued by the U.S. Treasury; (2) money market funds; (3) short term bond ETFs; (4) corporate debt securities, such as commercial paper and other short-term unsecured promissory notes issued by businesses that are rated investment grade or of comparable quality as collateral for the Fund’s swap agreements; (5) repurchase transaction, which is a transaction under which the purchaser (i.e., the Fund) acquires a security and the seller agrees, at the time of the sale, to repurchase the security at a mutually agreed-upon time and price, thereby determining the yield during the purchaser’s holding period, and/or; (6) equity or fixed income securities for the purposes of entering into swap agreements with the Fund’s swap counterparties.

GraniteShares 2x Long AMD Daily ETF

The Fund is actively managed and seeks daily investment results, before fees and expenses, of 2 times (200%) the daily percentage change of the of the common stock of Advanced Micro Devices, Inc. (NASDAQ: AMD) (the “Underlying Stock”).

The Fund may enter into one or more swap agreements with major financial institutions for a specified period ranging from a day to more than one year whereby the Fund and the financial institution will agree to exchange the return (or differentials in rates of return) earned or realized on the Underlying Stock. The gross return to be exchanged or “swapped” between the parties is calculated with respect to a “notional amount,” e.g., the return on or change in value of a particular dollar amount representing the Underlying Stock.

The Fund may either buy deep in-the-money call option contracts, or simultaneously buy an at-the-money call option contract and sell an at-the-money put option contract (a strategy generally referred to as synthetic forward). All option contracts bought and sold will be against the Underlying Stock. The Fund will pay the premium for each call option contract bought and receive the premium for each put option sold. The Fund’s participation in potential changes in the price of the Underlying Stock is based on the price of the Underlying Stock at the time the Fund buys the call and sells put option contracts, the strike price of the call (put) option contract and the Underlying Stock price at the time of the contract’s expiration. The maturity of the option contract bought and sold may vary from 1-week to 1-month.

The Fund may invest in the Underlying Stock directly.

The Fund's cash balance may be invested in the following instruments: (1) U.S. Government securities, such as bills, notes and bonds issued by the U.S. Treasury; (2) money market funds; (3) short term bond ETFs; (4) corporate debt securities, such as commercial paper and other short-term unsecured promissory notes issued by businesses that are rated investment grade or of comparable quality as collateral for the Fund's swap agreements; (5) repurchase transaction, which is a transaction under which the purchaser (i.e., the Fund) acquires a security and the seller agrees, at the time of the sale, to repurchase the security at a mutually agreed-upon time and price, thereby determining the yield during the purchaser's holding period, and/or; (6) equity or fixed income securities for the purposes of entering into swap agreements with the Fund's swap counterparties.

GraniteShares 2x Long PLTR Daily ETF

The Fund is actively managed and seeks daily investment results, before fees and expenses, of 2 times (200%) the common stock of common stock of Palantir Technologies Inc. (NASDAQ: PLTR) (the "Underlying Stock").

The Fund may enter into one or more swap agreements with major financial institutions for a specified period ranging from a day to more than one year whereby the Fund and the financial institution will agree to exchange the return (or differentials in rates of return) earned or realized on the Underlying Stock. The gross return to be exchanged or "swapped" between the parties is calculated with respect to a "notional amount," e.g., the return on or change in value of a particular dollar amount representing the Underlying Stock.

The Fund may either buy deep in-the-money call option contracts, or simultaneously buy an at-the-money call option contract and sell an at-the-money put option contract (a strategy generally referred to as synthetic forward). All option contracts bought and sold will be against the Underlying Stock. The Fund will pay the premium for each call option contract bought and receive the premium for each put option sold. The Fund's participation in potential changes in the price of the Underlying Stock is based on the price of the Underlying Stock at the time the Fund buys the call and sells put option contracts, the strike price of the call (put) option contract and the Underlying Stock price at the time of the contract's expiration. The maturity of the option contract bought and sold may vary from 1-week to 1-month.

The Fund may invest in the Underlying Stock directly.

The Fund's cash balance may be invested in the following instruments: (1) U.S. Government securities, such as bills, notes and bonds issued by the U.S. Treasury; (2) money market funds; (3) short term bond ETFs; (4) corporate debt securities, such as commercial paper and other short-term unsecured promissory notes issued by businesses that are rated investment grade or of comparable quality as collateral for the Fund's swap agreements; (5) repurchase transaction, which is a transaction under which the purchaser (i.e., the Fund) acquires a security and the seller agrees, at the time of the sale, to repurchase the security at a mutually agreed-upon time and price, thereby determining the yield during the purchaser's holding period, and/or; (6) equity or fixed income securities for the purposes of entering into swap agreements with the Fund's swap counterparties.

GraniteShares 2x Long UBER Daily ETF

The Fund is actively managed and seeks daily investment results, before fees and expenses, of 2 times (200%) the daily percentage change of the common stock of Uber Technologies, Inc. (NYSE: UBER) (the "Underlying Stock").

The Fund may enter into one or more swap agreements with major financial institutions for a specified period ranging from a day to more than one year whereby the Fund and the financial institution will agree to exchange the return (or differentials in rates of return) earned or realized on the Underlying Stock. The gross return to be exchanged or "swapped" between the parties is calculated with respect to a "notional amount," e.g., the return on or change in value of a particular dollar amount representing the Underlying Stock.

The Fund may either buy deep in-the-money call option contracts, or simultaneously buy an at-the-money call option contract and sell an at-the-money put option contract (a strategy generally referred to as synthetic forward). All option contracts bought and sold will be against the Underlying Stock. The Fund will pay the premium for each call option contract bought and receive the premium for each put option sold. The Fund's participation in potential changes in the price of the Underlying Stock is based on the price of the Underlying Stock at the time the Fund buys the call and sells put option contracts, the strike price of the call (put) option contract and the Underlying Stock price at the time of the contract's expiration. The maturity of the option contract bought and sold may vary from 1-week to 1-month.

The Fund may invest in the Underlying Stock directly.

The Fund's cash balance may be invested in the following instruments: (1) U.S. Government securities, such as bills, notes and bonds issued by the U.S. Treasury; (2) money market funds; (3) short term bond ETFs; (4) corporate debt securities, such as commercial paper and other short-term unsecured promissory notes issued by businesses that are rated investment grade or of comparable quality as collateral for the Fund's swap agreements; (5) repurchase transaction, which is a transaction under which the purchaser (i.e., the Fund) acquires a security and the seller agrees, at the time of the sale, to repurchase the security at a mutually agreed-upon time and price, thereby determining the yield during the purchaser's holding period, and/or; (6) equity or fixed income securities for the purposes of entering into swap agreements with the Fund's swap counterparties.

GraniteShares 2x Long DIS Daily ETF

The Fund is actively managed and seeks daily investment results, before fees and expenses, of 2 times (200%) of the common stock of Walt Disney Co (NYSE: DIS) (the "Underlying Stock").

The Fund may enter into one or more swap agreements with major financial institutions for a specified period ranging from a day to more than one year whereby the Fund and the financial institution will agree to exchange the return (or differentials in rates of return) earned or realized on the Underlying Stock. The gross return to be exchanged or "swapped" between the parties is calculated with respect to a "notional amount," e.g., the return on or change in value of a particular dollar amount representing the Underlying Stock.

The Fund may either buy deep in-the-money call option contracts, or simultaneously buy an at-the-money call option contract and sell an at-the-money put option contract (a strategy generally referred to as synthetic forward). All option contracts bought and sold will be against the Underlying Stock. The Fund will pay the premium for each call option contract bought and receive the premium for each put option sold. The Fund's participation in potential changes in the price of the Underlying Stock is based on the price of the Underlying Stock at the time the Fund buys the call and sells put option contracts, the strike price of the call (put) option contract and the Underlying Stock price at the time of the contract's expiration. The maturity of the option contract bought and sold may vary from 1-week to 1-month.

The Fund may invest in the Underlying Stock directly.

The Fund's cash balance may be invested in the following instruments: (1) U.S. Government securities, such as bills, notes and bonds issued by the U.S. Treasury; (2) money market funds; (3) short term bond ETFs; (4) corporate debt securities, such as commercial paper and other short-term unsecured promissory notes issued by businesses that are rated investment grade or of comparable quality as collateral for the Fund's swap agreements; (5) repurchase transaction, which is a transaction under which the purchaser (i.e., the Fund) acquires a security and the seller agrees, at the time of the sale, to repurchase the security at a mutually agreed-upon time and price, thereby determining the yield during the purchaser's holding period, and/or; (6) equity or fixed income securities for the purposes of entering into swap agreements with the Fund's swap counterparties.

GraniteShares 2x Long F Daily ETF

The Fund is actively managed and seeks daily investment results, before fees and expenses, of 2 times (200%) the daily percentage change of the common stock of Ford Motor Company (NYSE: F) (the “Underlying Stock”).

The Fund may enter into one or more swap agreements with major financial institutions for a specified period ranging from a day to more than one year whereby the Fund and the financial institution will agree to exchange the return (or differentials in rates of return) earned or realized on the Underlying Stock. The gross return to be exchanged or “swapped” between the parties is calculated with respect to a “notional amount,” e.g., the return on or change in value of a particular dollar amount representing the Underlying Stock.

The Fund may either buy deep in-the-money call option contracts, or simultaneously buy an at-the-money call option contract and sell an at-the-money put option contract (a strategy generally referred to as synthetic forward). All option contracts bought and sold will be against the Underlying Stock. The Fund will pay the premium for each call option contract bought and receive the premium for each put option sold. The Fund’s participation in potential changes in the price of the Underlying Stock is based on the price of the Underlying Stock at the time the Fund buys the call and sells put option contracts, the strike price of the call (put) option contract and the Underlying Stock price at the time of the contract’s expiration. The maturity of the option contract bought and sold may vary from 1-week to 1-month.

The Fund may invest in the Underlying Stock directly.

The Fund’s cash balance may be invested in the following instruments: (1) U.S. Government securities, such as bills, notes and bonds issued by the U.S. Treasury; (2) money market funds; (3) short term bond ETFs; (4) corporate debt securities, such as commercial paper and other short-term unsecured promissory notes issued by businesses that are rated investment grade or of comparable quality as collateral for the Fund’s swap agreements; (5) repurchase transaction, which is a transaction under which the purchaser (i.e., the Fund) acquires a security and the seller agrees, at the time of the sale, to repurchase the security at a mutually agreed-upon time and price, thereby determining the yield during the purchaser’s holding period, and/or; (6) equity or fixed income securities for the purposes of entering into swap agreements with the Fund’s swap counterparties.

Additional Information Regarding Investment Techniques and Policies:

The Effects of Fees and Expenses on the Return of a Leveraged Long Fund for a Single Trading Day. To create the necessary exposure, each Fund may enter into one or more swap agreements with major financial institutions, which incur borrowing costs. In light of these charges and each Fund’s operating expenses, the expected return of a Fund over one trading day is equal to the gross expected return, which is the daily underlying stock return, minus (i) financing charges incurred by the Fund in addition to the financing cost embedded in the underlying stock and (ii) daily operating expenses. For instance, if an underlying stock returns 2% on a given day, the gross expected return of the Fund would be 2% multiplied by the Fund Daily Leverage Factor, but the net expected return, which factors in the cost of financing the portfolio and the impact of operating expenses, would be lower.

A Fund may have difficulty in achieving its investment objective due to fees, expenses, transaction costs, income items, accounting standards, significant purchase, regulatory constraints and redemption activity by Fund shareholders and/or disruptions or a temporary lack of liquidity in the markets for the assets held by a Fund.

A Fund will be subject to regulatory constraints relating to the level of value at risk that a Fund may incur through its derivative portfolio. To the extent a Fund exceeds these regulatory thresholds over an extended period, a Fund may determine that it is necessary to make adjustments to a Fund’s investment strategy.

An exchange or market may close or issue trading halts on specific securities, or the ability to buy or sell certain securities or financial instruments may be restricted, which may result in a Fund being unable to buy or sell certain securities or financial instruments. In such circumstances, a Fund may be unable to rebalance its portfolio, may be unable to accurately price its investments and/or may incur substantial trading losses.

If a Fund is unable to obtain sufficient exposure to its underlying stock due to the limited availability of necessary investments or financial instruments, a Fund could, among other things, fail to meet its investment objective, increase transaction fees, or limit or suspend creation units until the Adviser determines that the requisite exposure to its underlying stock is obtainable. Under such circumstances, a Fund could trade at significant bid-ask spreads, premiums or discounts to its NAV and could experience substantial redemptions.

A Cautionary Note to Investors Regarding Dramatic Underlying Stock Movement. The Adviser will not attempt to position each Leveraged Long Fund’s portfolio to ensure that a Fund does not gain or lose more than maximum percentage of its NAV on a given day. A Leveraged Fund could lose an amount greater than its net assets in the event of a movement of an underlying stock in excess of 50% for the 2x Leveraged Long Funds, and 80% for the 1.25x Leveraged Long Funds. **As a result, the risk of total loss exists.**

If an Underlying Stock has a dramatic adverse move that causes a material decline in a Fund’s net assets, the terms of the Fund’s swap agreements may permit the counterparty to immediately close out the swap transaction. In that event, a Fund may be unable to enter into another swap agreement or invest in other derivatives to achieve exposure consistent with a Fund’s investment objective. This may prevent a Fund from achieving its investment objective, even if the Underlying Stock later reverses all or a portion of the move, and result in significant losses.

Examples of the Impact of Daily Leverage and Compounding. The pursuit of an exposure to the Underlying Stock's daily return will result in daily compounding for the Funds. This means that the return of an Underlying Stock over a period of time greater than one day multiplied by a Fund's Daily Leverage Factor generally will not equal a Fund's performance over that same period. As a consequence, investors should not plan to hold the Funds unmonitored for periods longer than a single trading day. This deviation increases with higher volatility in its Underlying Stock and longer holding periods. Further, the return for investors that invest for periods less than a full trading day or for a period different than a trading day will not be the product of the return of a Fund's stated daily leveraged long exposure and the performance of the Underlying Stock for the full trading day. The actual exposure will largely be a function of the performance of the Underlying Stock from the end of the prior trading day.

Consider the following examples of a hypothetical fund that seeks 200% of the daily performance of a hypothetical underlying stock:

Investor 1 is considering investments in two Funds, Funds A and B. Fund A is an ETF which seeks (before fees and expenses) to match the performance of the hypothetical underlying stock. Fund B is a leveraged ETF and seeks daily leveraged investment results (before fees and expenses) that correspond to 200% of the daily performance of the hypothetical underlying stock.

On Day 1, the hypothetical underlying stock increases in value from \$100 to \$105, a gain of 5%. On Day 2, the hypothetical underlying stock declines from \$105 back to \$100, a loss of 4.76%. In the aggregate, the hypothetical underlying stock has not moved.

An investment in Fund A would be expected to gain 5% on Day 1 and lose 4.76% on Day 2, returning the investment to its original value. The following example assumes a \$100 investment in Fund A when the hypothetical underlying stock is also valued at \$100:

Day	Underlying Stock Value	Underlying Stock Performance	Value of Fund A Investment
	\$ 100.00		\$ 100.00
1	\$ 105.00	+5.00%	\$ 105.00
2	\$ 100.00	-4.76%	\$ 100.00

The same \$100 investment in Fund B would be expected to gain 10% on Day 1 (200% of 5%) but decline 9.52% on Day 2.

Day	Underlying Stock Performance	200% Underlying Stock Performance	Value of Fund B Investment
			\$ 100.00
1	+5.00%	+10.00%	\$ 110.00
2	-4.76%	-9.52%	\$ 99.52

Although the percentage decline in Fund B is smaller on Day 2 than the percentage gain on Day 1, the loss is applied to a higher principal amount, so the investment in Fund B experiences a loss even when the aggregate underlying stock value for the two-day period has not declined (these calculations do not include the charges for fund fees and expenses).

An investment in Fund B has additional risks due to the effects of leverage and compounding.

An investor who purchases shares of a Fund intra-day will generally receive more, or less, than 200% exposure to the hypothetical underlying stock from that point until the end of the trading day. The actual exposure will be largely a function of the performance of the underlying stock from the end of the prior trading day. If a Fund's shares are held for a period longer than a single trading day, the Fund's performance is likely to deviate from 200% of the return of the underlying stock's performance for the longer period. This deviation will increase with higher underlying stock volatility and longer holding periods.

Consider the following examples of a hypothetical fund that seeks 125% of the daily performance of a hypothetical underlying stock:

Investor 1 is considering investments in two funds, Funds A and B. Fund A is an ETF which seeks (before fees and expenses) to match the performance of the hypothetical underlying stock. Fund B is a leveraged ETF and seeks daily leveraged investment results (before fees and expenses) that correspond to 125% of the daily performance of the hypothetical underlying stock.

On Day 1, the hypothetical underlying stock increases in value from \$100 to \$108, a gain of 8%. On Day 2, the hypothetical underlying stock declines from \$108 back to \$100, a loss of 7.41%. In the aggregate, the hypothetical underlying stock has not moved.

An investment in Fund A would be expected to gain 8% on Day 1 and lose 7.41% on Day 2 to return to its original value. The following example assumes a \$100 investment in Fund A when the hypothetical underlying stock is also valued at \$100:

Day	Underlying Stock Value	Underlying Stock Performance	Value of Fund A Investment
	\$ 100.00		\$ 100.00
1	\$ 108.00	+8.00%	\$ 108.00
2	\$ 100.00	-7.41%	\$ 100.00

The same \$100 investment in Fund B, however, would be expected to gain in value on Day 1 but decline in value on Day 2.

The \$100 investment in Fund B would be expected to gain 10% on Day 1 (125% of 8%) but decline 9.26% on Day 2.

Day	Underlying Stock Performance	125% Underlying Stock Performance	Value of Fund B Investment
			\$ 100.00
1	+8.00%	+10.00%	\$ 110.00
2	-7.41%	-9.26%	\$ 99.81

Although the percentage decline in Fund B is smaller on Day 2 than the percentage gain on Day 1, the loss is applied to a higher principal amount, so the investment in Fund B experiences a loss even when the aggregate underlying stock value for the two-day period has not declined (these calculations do not include the charges for fund fees and expenses).

An investment in Fund B has additional risks due to the effects of leverage and compounding.

An investor who purchases shares of a Fund intra-day will generally receive more, or less, than 125% exposure to the hypothetical underlying stock from that point until the end of the trading day. The actual exposure will be largely a function of the performance of the underlying stock from the end of the prior trading day. If a Fund's shares are held for a period longer than a single trading day, the Fund's performance is likely to deviate from 125% of the return of the underlying stock's performance for the longer period. This deviation will increase with higher underlying stock volatility and longer holding periods.

Examples of the Impact of Volatility. Each Fund rebalances its exposure on a daily basis, increasing exposure in response to that day's gains or reducing exposure in response to that day's losses in the underlying stock. Daily rebalancing will typically cause a Fund to lose money if the underlying stock experiences volatility. An underlying stock's volatility rate is a statistical measure of the magnitude of fluctuations in the underlying stock's returns over a defined period. For periods longer than a trading day, volatility in the performance of the underlying stock from day to day is the primary cause of any disparity between a Fund's actual returns and the returns of the underlying stock for such period. Volatility causes such disparity because it exacerbates the effects of compounding on a Fund's returns. In addition, the effects of volatility are magnified in the Funds due to leverage. Consider the following three examples that demonstrate the effect of volatility on a hypothetical fund:

Example 1 – Underlying Stock Experiences Low Volatility

Investor 1 invests \$10.00 in a hypothetical 2x Leveraged Long Fund at the close of trading on Day 1. During Day 2, the hypothetical underlying stock rises from \$100 to \$106, a 6% gain. Investor 1's investment rises 12% to \$11.20. Investor 1 holds the investment through the close of trading on Day 3, during which the hypothetical underlying stock rises from \$106 to \$110, a gain of 3.77%. Investor 1's investment rises to \$12.05, a gain during Day 3 of 7.55%. For the two-day period since Investor 1 invested in the hypothetical 2x Leveraged Long Fund, the hypothetical underlying stock gained 10% although Investor 1's investment increased by 20.5%. Because the hypothetical underlying stock continued to trend upwards with low volatility, Investor 1's return closely correlates to the 200% return of the return of the hypothetical underlying stock for the period.

Now Investor 1 invests \$10.00 in a hypothetical 1.25x Leveraged Long Fund at the close of trading on Day 1. During Day 2, the underlying stock rises from \$100 to \$106, a 6% gain. Investor 1's investment rises 7.5% to \$10.75. Investor 1 holds the investment through the close of trading on Day 3, during which the underlying stock rises from \$106 to \$110, a gain of 3.77%. Investor 1's investment rises to \$11.26, a gain during Day 3 of 4.72%. For the two-day period since Investor 1 invested in the hypothetical 1.25x Leveraged Long Fund, the underlying stock gained 10% although Investor 1's investment increased by 12.57%. Because the underlying stock continued to trend upwards with low volatility, Investor 1's return closely correlates to the 125% return of the return of the underlying stock for the period.

Example 2 – Underlying Stock Experiences High Volatility

Investor 1 invests \$10.00 in a hypothetical 2x Leveraged Long Fund after the close of trading on Day 1. During Day 2, the hypothetical underlying stock rises from \$100 to \$106, a 6.0% gain, and Investor 1's investment rises 12% to \$11.20. Investor 1 continues to hold the investment through the end of Day 3, during which the hypothetical underlying stock declines from \$106 to \$98, a loss of 7.55%. Investor 1's investment declines by 15.09%, from \$11.20 to \$9.51. For the two-day period since Investor 1 invested in the hypothetical 2x Leverage Long Fund, the hypothetical underlying stock lost 2% while Investor 1's investment decreased from \$10.00 to \$9.51, a 4.9% loss. The volatility of the hypothetical underlying stock affected the correlation between the hypothetical underlying stock's return for the two-day period and Investor 1's return. In this situation, Investor 1 lost more than two times the return of the hypothetical underlying stock.

Now Investor 1 invests \$10.00 in the hypothetical 1.25x Leveraged Long Fund after the close of trading on Day 1. During Day 2, the underlying stock rises from \$100 to \$106, a 6% gain, and Investor 1's investment rises 7.5% to \$10.75. Investor 1 continues to hold the investment through the end of Day 3, during which the underlying stock declines from \$106 to \$98, a loss of 7.55%. Investor 1's investment declines by 9.43%, from \$10.75 to \$9.74. For the two-day period since Investor 1 invested in the hypothetical 1.25x Leveraged Long Fund, the underlying stock lost 2% while Investor 1's investment decreased from \$10.00 to \$9.74, a 2.6% loss. The volatility of the underlying stock affected the correlation between the underlying stock's return for the two-day period and Investor 1's return. In this situation, Investor 1 lost more than 125% of the return of the underlying stock.

Example 3 – Intra-day Investment with Volatility

The examples above assumed that Investor 1 purchased the hypothetical Leveraged Funds at the close of trading on Day 1 and sold the investment at the close of trading on a subsequent day. However, if Investor 1 made an investment intra-day, the investor would have received a beta determined by the performance of the hypothetical underlying stock from the end of the prior trading day until the time of purchase on the next trading day. Consider the following example.

Investor 1 invests \$10.00 in a hypothetical 2x Leverage Long Fund at 11 a.m. on Day 2. From the close of trading on Day 1 until 11 a.m. on Day 2, the hypothetical underlying stock moved from \$100 to \$102, a 2% gain. In light of that gain, the hypothetical 2x Leveraged Long Fund beta at the point at which Investor 1 invests is 196%. During the remainder of Day 2, the hypothetical underlying stock rises from \$102 to \$110, a gain of 7.84%, and Investor 1's investment rises 15.38% (which is the hypothetical underlying stock gain of 7.84% multiplied by the 196% beta that Investor 1 received) to \$11.54. Investor 1 continues to hold the investment through the close of trading on Day 3, during which the hypothetical underlying stock declines from \$110 to \$90, a loss of 18.18%. Investor 1's investment declines by 36.4%, from \$11.54 to \$7.34. For the period of Investor 1's investment, the hypothetical underlying stock declined from \$102 to \$90, a loss of 11.76%, while Investor 1's investment decreased from \$10.00 to \$7.34, a 26.6% loss. The volatility of the hypothetical underlying stock affected the correlation between the hypothetical underlying stock's return for period and Investor 1's return. In this situation, Investor 1 lost more than two times the return of the hypothetical underlying stock. Investor 1 was also hurt because she missed the first 2% move of the hypothetical underlying stock and had a beta of 196% for the remainder of Day 2.

If Investor 1 invests \$10.00 in a hypothetical 1.25x Leveraged Long Fund at 11 a.m. on Day 2. From the close of trading on Day 1 until 11 a.m. on Day 2, the underlying stock moved from \$100 to \$106, a 6% gain. In light of that gain, the hypothetical 1.25x Leveraged Long Fund beta at the point at which Investor 1 invests is 123%. During the remainder of Day 2, the underlying stock rises from 106 to 110, a gain of 3.77%, and Investor 1's investment rises 4.65% (which is the underlying stock gain of 3.77% multiplied by the 123% beta that Investor 1 received) to \$10.47. Investor 1 continues to hold the investment through the close of trading on Day 3, during which the underlying stock declines from \$110 to \$100, a loss of 9.09%. Investor 1's investment declines by 11.36%, from \$10.47 to \$9.28. For the period of Investor 1's investment, the underlying stock declined from \$110 to \$100, a loss of 9.09%, while Investor 1's investment decreased from \$10.00 to \$9.28, a 7.24% loss. The volatility of the underlying stock affected the correlation between the underlying stock's return for period and Investor 1's return. In this situation, Investor 1 lost more than 110% the return of the underlying stock. Investor 1 was also hurt because she missed the first 10% move of the underlying stock and had a beta of 114% for the remainder of Day 2.

Market Volatility. Each Fund seeks to provide a return which is a multiple of the daily performance of an underlying stock. The Funds do not attempt to, and should not be expected to, provide returns which are a multiple of the return of an underlying stock for periods other than a single day. Each Fund rebalances its portfolio on a daily basis, increasing exposure in response to that day's gains or reducing exposure in response to that day's losses.

Daily rebalancing will impair a Fund's performance if its underlying stock experiences volatility. For instance, a 2x Leveraged Long Fund would be expected to lose 6% (as shown in Table 1 below) if its underlying stock provided no return over a one-year period and experienced annualized volatility of 25%. If an underlying stock provided no return over a one-year period and experienced annualized volatility of 50%, the hypothetical loss for a one-year period for a 2x Leveraged Fund rises to 22.1% (as shown in Table 1 below).

Table 1

Underlying Stock Volatility Range	2x Leveraged Long Fund	1.25x Leveraged Long Fund
10%	-1.0%	-0.10%
25%	-6.0%	-0.9%
50%	-22.1%	-3.7%
75%	-43.3%	-8.4%
100%	-63.8%	-14.1%
125%	-79.2%	-22.0%

Note that at higher volatility levels, there is a chance of a complete loss of Fund assets even if the performance of the Underlying Stock is flat. For instance, if the annualized volatility of an Underlying Stock were 150%, a 2x Leveraged Long Fund would be expected to lose 90%, even if the Underlying Stock returned 0% for the year.

Table 2 shows for each Fund the annualized historical volatility rate for its s Underlying Stock over the five-year period ended June 30, 2022. If the data related to an Underlying Stock are available for less than 5 years, its starting date is noted next to its name in Table 2. The Underlying Stocks have annualized historical volatility rates over that period ranging from 29.7% to 103.5%. Since the Underlying Stock's volatility has negative implications for funds that track indices with a daily rebalancing, investors should be sure to monitor and manage their investments in the Funds particularly in volatile markets. The negative implications of volatility in Table 1 can be combined with the recent volatility ranges of various Underlying Stocks in Table 2 to give investors some sense of the risks of holding the Funds for longer periods over the past five years. Historical Underlying Stock volatility and performance are not likely indicative of future volatility and performance.

Table 2 – Historic Volatility of each Fund's Underlying Stock

Underlying Stock	5-Year Historical Volatility of the Underlying Stock ⁽¹⁾ (or since Stock's initial public offering)
Tesla Inc common stock listed on NASDAQ (ticker: TSLA)	66.5%
NVIDIA Corporation common stock listed on NASDAQ (ticker: NVDA)	54.0%
Coinbase Global, Inc. Class A common stock listed on NASDAQ (ticker: COIN)	91.7% ⁽²⁾
Alibaba Group Holding Limited ADR listed on NYSE-ARCA (ticker: BABA)	49.7%
Meta Platforms, Inc. Class A common stock listed on NASDAQ (ticker: META)	45.4%
Alphabet Inc. Class A common stock listed on NASDAQ (ticker: GOOGL)	32.5%
Amazon.com, Inc. common stock listed on NASDAQ (ticker: AMZN)	35.8%
Apple Inc. common stock listed on NASDAQ (ticker: AAPL)	32.4%
Microsoft Corporation common stock listed on NASDAQ (ticker: MSFT)	30.9%
Advanced Micro Devices, Inc. common stock listed on NASDAQ (ticker: AMD)	53.3%
Palantir Technologies Inc. common stock listed on NYSE (ticker: PLTR)	75.1% ⁽³⁾
Uber Technology, Inc. common stock listed on NYSE-ARCA (ticker: UBER)	57.6%
Walt Disney Co common stock listed on NYSE-ARCA (ticker: DIS)	34.5%
Ford Motor Company common stock listed on NYSE-ARCA (ticker: F)	44.8%

⁽¹⁾ Five year period ended July 31, 2024

⁽²⁾ Measured from April 13, 2021 (Underlying Stock's IPO date) to July 31, 2024

⁽³⁾ Measured from September 29, 2020 (Underlying Stock's IPO date) to September 30, 2023

The Projected Returns of Funds for Intra-Day Purchases. Because the Funds rebalance their portfolio once daily, an investor who purchases shares during a day will likely have more, or less, than the respective long leveraged investment exposure to an underlying stock. The exposure to an underlying stock received by an investor who purchases a Fund intra-day will differ from the Fund's stated daily investment objective by an amount determined by the movement of the underlying stock from its value at the end of the prior day. If the underlying stock moves in a direction favorable to the Fund between the close of the market on one trading day through the time on the next trading day when the investor purchases the Fund shares, the investor will receive less exposure to the underlying stock than the stated Fund daily investment objective. Conversely, if the underlying stock moves in a direction adverse to the Fund, the investor will receive more exposure to the underlying stock than the stated Fund daily investment objective.

Table 3 below indicates the exposure to an underlying stock that an intra-day purchase of a Leveraged Long Fund would be expected to provide based upon the movement in the value of the underlying stock from the close of the market on the prior trading day. Such exposure holds until a subsequent sale on that same trading day or until the close of the market on that trading day. For instance, if an underlying stock has moved 5% in a direction favorable to a 2x Long Leveraged Fund, the investor would receive exposure to the performance of the underlying stock from that point until the investor sells later that day or the end of the day equal to approximately 191% of the investor's investment.

Conversely, if the underlying stock has moved 5% in a direction unfavorable to a 2x Leveraged Long Fund, an investor at that point would receive exposure to the performance of the underlying stock from that point until the investor sells later that day or the end of the day equal to approximately 211% of the investor's investment.

The table includes a range of underlying stock moves from 20% to -20% for a Leveraged Long Fund. Movement of an underlying stock beyond the range noted below will result in exposure further from a Leveraged Long Fund's daily leveraged investment objective.

Table 3

Underlying Stock Intraday move	Implied exposure to the Underlying Stock	
	2x Leveraged Long Fund	1.25x Leveraged Long Fund
-20%	267%	133%
-15%	243%	131%
-10%	225%	129%
-5%	211%	127%
0%	200%	125%
5%	191%	124%
10%	183%	122%
15%	177%	121%
20%	171%	120%

The Projected Returns of the Funds for Periods Other Than a Single Trading Day. The Funds seek long leveraged investment results on a daily basis — from the close of regular trading on one trading day to the close on the next trading day — which should not be equated with seeking a long leveraged investment objective for any other period. For instance, if an underlying stock gains 10% for a week, a 2x Leveraged Long Fund should not be expected to provide a return of 20% for the week even if it meets its daily leveraged investment objective throughout the week. This is true because of the financing charges noted above but also because the pursuit of daily goals may result in daily leveraged compounding, which means that the return of an underlying stock over a period of time greater than one day multiplied by a Fund's daily leveraged investment objective will not generally equal a Fund's performance over that same period. In addition, the effects of compounding become greater the longer Shares are held beyond a single trading day.

The following tables set out a range of hypothetical daily performances during a given 10 trading days of an underlying stock and demonstrate how changes in an underlying stock impact the Funds' hypothetical performance for a trading day and cumulatively up to, and including, the entire 10 trading day period. The tables are based on a hypothetical \$100 investment in the Funds over a 10-trading day period and do not reflect fees or expenses of any kind.

Table 5 – Underlying Stock Lacks a Clear Trend

	Underlying Stock			2x Leveraged Long Fund (Daily Leverage Factor = +200%)			1.25x Leveraged Long Fund (Daily Leverage Factor = +125%)		
	Value	Daily Performance	Cumulative Performance	NAV	Daily Performance	Cumulative Performance	NAV	Daily Performance	Cumulative Performance
	100.00			100.00			100.00		
Day 1	105.00	5.00%	5.00%	110.00	10.00%	10.00%	106.25	6.25%	6.25%
Day 2	110.00	4.76%	10.00%	120.48	9.52%	20.48%	112.57	5.95%	12.57%
Day 3	100.00	-9.09%	0.00%	98.57	-18.18%	-1.43%	99.78	-11.36%	-0.22%
Day 4	90.00	-10.00%	-10.00%	78.86	-20.00%	-21.14%	87.31	-12.50%	-12.69%
Day 5	85.00	-5.56%	-15.00%	70.10	-11.11%	-29.90%	81.25	-6.94%	-18.75%
Day 6	100.00	17.65%	0.00%	94.83	35.29%	-5.17%	99.17	22.06%	-0.83%
Day 7	95.00	-5.00%	-5.00%	85.35	-10.00%	-14.65%	92.97	-6.25%	-7.03%
Day 8	100.00	5.26%	0.00%	94.34	10.53%	-5.66%	99.09	6.58%	-0.91%
Day 9	105.00	5.00%	5.00%	103.77	10.00%	3.77%	105.28	6.25%	5.28%
Day 10	100.00	-4.76%	0.00%	93.89	-9.52%	-6.11%	99.01	-5.95%	-0.99%

The cumulative performance of the underlying stock in Table 5 is 0% for 10 trading days. The hypothetical return for the 10-trading day period is -6.11% for a 2x Leveraged Long Fund and, -0.99% for a 1.25x Leveraged Long Fund. The volatility of the underlying stock's performance and lack of a clear trend results in performance for each Fund for the period which bears little relationship to the performance of the underlying stock for the 10-trading day period.

Table 6 – Underlying Stock Rises in a Clear Trend

	Underlying Stock			2x Leverage Long Fund (Daily Leverage Factor = +200%)			1.25x Leverage Long Fund (Daily Leverage Factor = +125%)		
	Value	Daily Performance	Cumulative Performance	NAV	Daily Performance	Cumulative Performance	NAV	Daily Performance	Cumulative Performance
	100.00			100.00			100.00		
Day 1	102.00	2.00%	2.00%	104.00	4.00%	4.00%	102.50	2.50%	2.50%
Day 2	104.00	1.96%	4.00%	108.08	3.92%	8.08%	105.01	2.45%	5.01%
Day 3	106.00	1.92%	6.00%	112.24	3.85%	12.24%	107.54	2.40%	7.54%
Day 4	108.00	1.89%	8.00%	116.47	3.77%	16.47%	110.07	2.36%	10.07%
Day 5	110.00	1.85%	10.00%	120.78	3.70%	20.78%	112.62	2.31%	12.62%
Day 6	112.00	1.82%	12.00%	125.18	3.64%	25.18%	115.18	2.27%	15.18%
Day 7	114.00	1.79%	14.00%	129.65	3.57%	29.65%	117.75	2.23%	17.75%
Day 8	116.00	1.75%	16.00%	134.20	3.51%	34.20%	120.33	2.19%	20.33%
Day 9	118.00	1.72%	18.00%	138.82	3.45%	38.82%	122.93	2.16%	22.93%
Day 10	120.00	1.69%	20.00%	143.53	3.39%	43.53%	125.53	2.12%	25.53%

The cumulative performance of the underlying stock in Table 6 is 20% for 10 trading days. The hypothetical return for the 10-trading day period is 43.53% for a 2x Leveraged Long Fund and, 25.53% for a 1.25x Leveraged Long. In this case, because of the positive hypothetical underlying stock trend, each Leveraged Long Fund's hypothetical gain is greater than the applicable multiple of the hypothetical underlying stock gain for the 10-trading day period.

Table 7 – Underlying Stock Declines in a Clear Trend

	Underlying Stock			2x Leverage Long Fund (Daily Leverage Factor = +200%)			1.25x Leverage Long Fund (Daily Leverage Factor = +125%)		
	Value	Daily Performance	Cumulative Performance	NAV	Daily Performance	Cumulative Performance	NAV	Daily Performance	Cumulative Performance
	100.00			100.00			100.00		
Day 1	98.00	-2.00%	-2.00%	96.00	-4.00%	-4.00%	97.50	-2.50%	-2.50%
Day 2	96.00	-2.04%	-4.00%	92.08	-4.08%	-7.92%	95.01	-2.55%	-4.99%
Day 3	94.00	-2.08%	-6.00%	88.24	-4.17%	-11.76%	92.54	-2.60%	-7.46%
Day 4	92.00	-2.13%	-8.00%	84.49	-4.26%	-15.51%	90.08	-2.66%	-9.92%
Day 5	90.00	-2.17%	-10.00%	80.82	-4.35%	-19.18%	87.63	-2.72%	-12.37%
Day 6	88.00	-2.22%	-12.00%	77.22	-4.44%	-22.78%	85.20	-2.78%	-14.80%
Day 7	86.00	-2.27%	-14.00%	73.71	-4.55%	-26.29%	82.78	-2.84%	-17.22%
Day 8	84.00	-2.33%	-16.00%	70.29	-4.65%	-29.71%	80.37	-2.91%	-19.63%
Day 9	82.00	-2.38%	-18.00%	66.94	-4.76%	-33.06%	77.98	-2.98%	-22.02%
Day 10	80.00	-2.44%	-20.00%	63.67	-4.88%	-36.33%	75.60	-3.05%	-24.40%

The cumulative performance of the underlying stock in Table 7 is -20% for 10 trading days. The hypothetical return for the 10-trading day period is -36.33% for a 2x Leveraged Long Fund and, -24.40% for a 1.25x Leveraged Long Fund and -21.79%. In this case, because of the negative hypothetical underlying stock trend, each Leveraged Long Fund's hypothetical decline is less than the applicable multiple of the hypothetical underlying stock decline for the 10-trading day period.

PRINCIPAL RISKS OF INVESTING IN THE FUNDS

Underlying Stock Risk: Each Underlying Stock is subject to many risks that can negatively impact its revenue and viability including, but are not limited to price volatility risk, management risk, inflation risk, global economic risk, growth risk, supply and demand risk, operations risk, regulatory risk, environmental risk, terrorism risk and the risk of natural disasters. Each Fund's daily returns may be affected by many factors but will depend on the performance and volatility of the Underlying Stock.

Compounding Risk (All Funds): The Funds have a single day investment objective, and the Funds' performance for any other period is the result of its return for each day compounded over the period. The performance of the Funds for periods longer than a single day will very likely differ in amount, and possibly even direction, from their stated multiple of the daily return of the underlying stock for the same period, before accounting for fees and expenses. Compounding affects all investments, but has a more significant impact on a leveraged fund that rebalances daily. This effect becomes more pronounced as underlying stock volatility and holding periods increase. The Funds' performance for a period longer than a single day can be estimated given any set of assumptions for the following factors: (a) underlying stock volatility; (b) underlying stock performance; (c) period of time; (d) financing rates associated with leveraged exposure; and (e) other Fund expenses. The charts below illustrate the impact of two principal factors — underlying stock volatility and stock security performance — on Fund performance. The charts show estimated returns for each Fund for a number of combinations of underlying stock volatility and underlying stock performance over a one-year period. Actual volatility, underlying stock and Fund performance may differ significantly from the charts below. Performance shown in the charts assumes: (a) no Fund expenses; and (b) borrowing/lending rates (to obtain leveraged exposure) of zero percent. If Fund expenses and/or actual borrowing/ lending rates were reflected, the Funds' performance would be lower than shown.

In the graph below, areas shaded red (or dark gray) represent those scenarios where a 2x Leveraged Long Fund can be expected to return less than 200% of the performance of the underlying stock and those shaded green (or light gray) represent those scenarios where a 2x Leveraged Long Fund can be expected to return more than 200% of the performance of the underlying stock. A 2x Leveraged Long Fund's actual returns may be significantly better or worse than the returns shown below as a result of any of the factors discussed above or in "Correlation Risk" below.

2x Leveraged Long Fund

One Year Performance of the Underlying Stock	200% of One Year Performance of the Underlying Stock	Volatility of the Underlying Stock (annualized)						
		10%	25%	50%	75%	100%	125%	150%
-95%	-190%	-99.8%	-99.8%	-99.8%	-99.9%	-99.9%	-100.0%	-100.0%
-90%	-180%	-99.0%	-99.1%	-99.2%	-99.5%	-99.6%	-99.8%	-99.9%
-80%	-160%	-96.1%	-96.3%	-96.9%	-97.8%	-98.6%	-99.2%	-99.6%
-70%	-140%	-91.1%	-91.6%	-93.0%	-94.9%	-96.8%	-98.2%	-99.1%
-60%	-120%	-84.2%	-85.0%	-87.6%	-91.0%	-94.2%	-96.8%	-98.4%
-50%	-100%	-75.3%	-76.6%	-80.6%	-85.9%	-90.9%	-94.9%	-97.5%
-40%	-80%	-64.4%	-66.2%	-72.0%	-79.6%	-86.9%	-92.6%	-96.4%
-30%	-60%	-51.4%	-54.0%	-61.9%	-72.1%	-82.1%	-90.0%	-95.1%
-20%	-40%	-36.7%	-39.8%	-50.1%	-63.7%	-76.7%	-86.8%	-93.5%
-10%	-20%	-19.8%	-23.9%	-36.9%	-53.8%	-70.5%	-83.4%	-91.8%
0%	0%	-1.0%	-6.0%	-22.1%	-43.3%	-63.3%	-79.2%	-89.6%
10%	20%	19.8%	13.7%	-5.5%	-31.1%	-55.4%	-74.9%	-87.7%
20%	40%	42.6%	35.3%	12.1%	-18.1%	-47.3%	-70.5%	-85.3%
30%	60%	67.2%	58.8%	31.4%	-3.9%	-38.4%	-65.2%	-82.4%
40%	80%	93.9%	84.0%	52.7%	12.5%	-28.4%	-59.6%	-80.0%
50%	100%	122.6%	111.2%	75.5%	28.4%	-17.6%	-53.1%	-76.5%
60%	120%	153.4%	140.4%	99.7%	46.5%	-6.8%	-38.9%	-69.3%
70%	140%	185.9%	171.4%	125.3%	65.4%	6.5%	-38.9%	-69.3%
80%	160%	220.4%	204.2%	152.5%	85.2%	20.1%	-32.4%	-66.5%
90%	180%	256.7%	239.1%	181.3%	105.4%	34.7%	-25.0%	-61.9%
95%	190%	295.2%	275.3%	211.8%	129.1%	48.1%	-18.1%	-59.1%

The foregoing table is intended to isolate the effect of underlying stock volatility and underlying stock performance on the return of a 2x Leverage Long Fund and is not a representation of actual returns. For example, a 2x Leveraged Long Fund may incorrectly be expected to achieve a 40% return on a yearly basis if the underlying stock return were 20%, absent the effects of compounding. As the table shows, with underlying stock volatility of 50%, a 2x Leveraged Long Fund could be expected to return +12.1% under such a scenario. A 2x Leveraged Long Fund's actual returns may be significantly better or worse than the returns shown above as a result of any of the factors discussed above or in "Principal Risks — Correlation Risk" below.

In the graph below, areas shaded red (or dark gray) represent those scenarios where a 1.25x Leveraged Long Fund can be expected to return less than 125% of the performance of the underlying stock and those shaded green (or light gray) represent those scenarios where a 1.25x Leveraged Long Fund can be expected to return more than 125% of the performance of the underlying stock. A 1.25x Leveraged Long Fund's actual returns may be significantly better or worse than the returns shown below as a result of any of the factors discussed above or in "Correlation Risk" below.

1.25x Leveraged Long Fund

One Year Performance of the Underlying Stock	125% of One Year Performance of the Underlying Stock	Volatility of the Underlying Stock (annualized)						
		10%	25%	50%	75%	100%	125%	150%
-95%	-119%	-97.7%	-97.7%	-97.8%	-97.9%	-98.0%	-98.2%	-98.4%
-90%	-113%	-94.4%	-94.5%	-94.6%	-94.9%	-95.2%	-95.6%	-96.1%
-80%	-100%	-86.7%	-86.8%	-87.2%	-87.8%	-88.6%	-89.6%	-90.7%
-70%	-88%	-77.9%	-78.1%	-78.7%	-79.8%	-81.1%	-82.7%	-84.4%
-60%	-75%	-68.2%	-68.5%	-69.5%	-71.0%	-72.8%	-75.2%	-77.6%
-50%	-63%	-58.1%	-58.4%	-59.6%	-61.5%	-63.9%	-67.1%	-70.6%
-40%	-50%	-47.3%	-47.7%	-49.3%	-51.7%	-55.1%	-58.9%	-62.8%
-30%	-38%	-36.1%	-36.6%	-38.3%	-41.3%	-45.4%	-49.8%	-54.9%
-20%	-25%	-24.5%	-25.0%	-27.3%	-30.8%	-35.5%	-40.7%	-47.1%
-10%	-13%	-12.5%	-13.2%	-15.6%	-19.8%	-25.2%	-31.6%	-37.4%
0%	0%	-0.1%	-0.9%	-3.7%	-8.4%	-14.1%	-22.0%	-29.2%
10%	13%	12.5%	11.6%	8.1%	3.1%	-3.9%	-10.8%	-20.8%
20%	25%	25.4%	24.5%	20.8%	14.9%	7.1%	-1.2%	-11.4%
30%	38%	38.6%	37.5%	33.5%	27.0%	19.1%	8.5%	-3.2%
40%	50%	52.0%	50.7%	46.4%	39.6%	30.6%	20.4%	7.0%
50%	63%	65.6%	64.4%	59.8%	51.6%	42.3%	28.6%	18.0%
60%	75%	79.5%	78.2%	73.2%	64.9%	54.7%	42.4%	23.6%
70%	88%	93.8%	92.3%	86.4%	77.5%	66.7%	52.1%	36.1%
80%	100%	108.0%	106.5%	100.5%	91.0%	78.3%	62.2%	48.8%
90%	113%	122.6%	120.9%	114.7%	103.7%	91.6%	76.0%	56.7%
95%	119%	129.9%	128.2%	121.5%	111.0%	97.2%	79.3%	64.4%

The foregoing table is intended to isolate the effect of underlying stock volatility and underlying stock performance on the return of a 1.25x Leveraged Long Fund and is not a representation of actual returns. For example, a 1.25x Leveraged Long Fund may incorrectly be expected to achieve a 25% return on a yearly basis if the underlying stock return were 20%, absent the effects of compounding. As the table shows, with underlying stock volatility of 50%, a 1.25x Leveraged Long Fund could be expected to return 20.8% under such a scenario. A 1.25x Leveraged Long Fund's actual returns may be significantly better or worse than the returns shown above as a result of any of the factors discussed above or in "Principal Risks — Correlation Risk" below.

Correlation Risk: A number of factors may affect a Fund's ability to achieve a high degree of correlation with its underlying stock, and there is no guarantee that the Funds will achieve a high degree of correlation. Failure to achieve a high degree of correlation may prevent the Funds from achieving their investment objectives, and the percentage change of a Fund's NAV each day may differ, perhaps significantly in amount, and possibly even direction, from their stated multiple of the percentage change of the underlying stock on such day.

In order to achieve a high degree of correlation with its underlying stock, each Fund seeks to rebalance its portfolio daily to keep exposure consistent with its investment objective. Being materially under- or overexposed to its underlying stock may prevent a Fund from achieving a high degree of correlation with its underlying stock and may expose the Fund to greater leverage risk. Market disruptions or closure, regulatory restrictions, market volatility, illiquidity in the markets for the financial instruments in which a Fund invests, and other factors will adversely affect a Fund's ability to adjust exposure to requisite levels. The target amount of portfolio exposure is impacted dynamically by an underlying stock's movements, including intraday movements. Because of this, it is unlikely that a Fund will have perfect exposure during the day or at the end of each day and the likelihood of being materially under- or overexposed is higher on days when the underlying stock is volatile, particularly when the underlying stock is volatile at or near the close of the trading day.

A number of other factors may also adversely affect a Fund's correlation with its underlying stock, including fees, expenses, transaction costs, financing costs associated with the use of derivatives, income items, valuation methodology, accounting standards and disruptions or illiquidity in the markets for the securities or financial instruments in which a Fund invests. The Funds may take or refrain from taking positions in order to improve tax efficiency, comply with regulatory restrictions, or for other reasons, each of which may negatively affect the Funds' correlation with the underlying stocks. The Funds may also be subject to large movements of assets into and out of the Funds, potentially resulting in the Funds being under- or overexposed to the underlying stocks. Additionally, the Funds' underlying investments and/or reference assets may trade on markets that may not be open on the same day as the Funds, which may cause a difference between the changes in the daily performance of the Funds and changes in the level of the underlying stocks. Any of these factors could decrease correlation between the performance of the Funds and the underlying stocks and may hinder a Fund's ability to meet its daily investment objective on or around that day.

Rebalancing Risk (All Funds): If for any reason a Fund is unable to rebalance all or a portion of its portfolio, or if all or a portion of the portfolio is rebalanced incorrectly, a Fund's investment exposure may not be consistent with the Fund's investment objective. In these instances, a Fund may have investment exposure to its underlying stock that is significantly greater or less than its stated multiple. As a result, a Fund may be more exposed to leverage risk than if they had been properly rebalanced and may not achieve its investment objective.

Trading Halt Risk (All Funds): Although an underlying issuer's shares are listed for trading on an exchange, there can be no assurance that an active trading market for such shares will be available at all times and the exchange may halt trading of such shares in certain circumstances. A halt in trading in the underlying issuer's shares may, in turn, result in a halt in the trading in the Fund's shares. Trading in the underlying issuer's and/or Fund's shares on the exchange may be halted due to market conditions or for reasons that, in the view of the exchange, make trading in the underlying issuer's and/or Fund's shares inadvisable. In addition, trading in the underlying issuer's and/or Fund's shares on an exchange is subject to trading halts caused by extraordinary market volatility pursuant to exchange "circuit breaker" rules." In the event of a trading halt for an extended period of time, the Fund may be unable to execute arrangements with swap counterparties that are necessary to implement the Fund's investment strategy.

Leverage Risk (Leveraged Long Funds): Each Fund obtains investment exposure in excess of its net assets by utilizing leverage and may lose more money in market conditions that are adverse to its investment objective than a fund that does not utilize leverage. An investment in a Fund is exposed to the risk that a decline in the daily performance of the Underlying Stock will be magnified. Because each Leveraged Long Fund includes a multiplier of its underlying stock, a single day movement in an underlying stock approaching 50% for the 2x Leveraged Long Funds and 80% for the 1.25x Leveraged Long Fund at any point in the day could result in the total loss of an investor's investment if that movement is contrary to the investment objective of a Leveraged Long Fund, even if the underlying stock subsequently moves in an opposite direction, eliminating all or a portion of the earlier movement. Leverage will also have the effect of magnifying any differences in the Fund performance's correlation with the Underlying Stock.

Due to the limited availability of necessary investments or financial instruments, the Fund could, among other things, as a defensive measure, limit or suspend creations or redemptions of Creation Units until the adviser determines that the requisite exposure to the underlying stock is obtainable. During the period that creation or redemptions are affected, the Fund's shares could trade at a significant premium or discount to their net asset value or the bid-ask spread of a Fund's shares could widen significantly. In the case of a period during which creations are suspended, a Fund could experience significant redemptions, which may cause the Fund to sell portfolio securities at unfavorable prices and increased transaction and other costs and make greater taxable distributions to shareholders of a Fund.

Counterparty Risk (All Funds): A counterparty (the other party to a transaction or an agreement or the party with whom the Fund executes transactions) to a transaction (including repurchase transaction) with a Fund may be unable or unwilling to make timely principal, interest or settlement payments, or otherwise honor its obligations.

Derivatives Risk (All Funds): The use of derivative instruments involves risks different from, or possibly greater than, the risks associated with investing directly in securities and other traditional investments. These risks include (i) the risk that the counterparty to a derivative transaction may not fulfill its contractual obligations; (ii) risk of mispricing or improper valuation; and (iii) the risk that changes in the value of the derivative may not correlate perfectly with the underlying asset, rate or index. Derivative prices are highly volatile and may fluctuate substantially during a short period of time. Such prices are influenced by numerous factors that affect the markets, including, but not limited to: changing supply and demand relationships; government programs and policies; national and international political and economic events, changes in interest rates, inflation and deflation and changes in supply and demand relationships. Trading derivative instruments involves risks different from, or possibly greater than, the risks associated with investing directly in securities.

The Fund will be subject to regulatory constraints relating to level of value at risk that the Fund may incur through its derivative portfolio. To the extent the Fund exceeds these regulatory thresholds over an extended period, the Fund may determine that it is necessary to make adjustments to the Fund's investment strategy.

Exchange Traded Fund Structure Risk (All Funds): Each Fund is structured as an exchange traded fund and as a result is subject to special risks, including:

- The market prices of shares will fluctuate in response to changes in NAV and supply and demand for shares and will include a "bid-ask spread" charged by the exchange specialists, market makers or other participants that trade the particular security. There may be times when the market price and the NAV vary significantly. This means that Shares may trade at a discount to NAV.
- In times of market stress, market makers may step away from their role market making in shares of exchange traded funds and in executing trades, which can lead to differences between the market value of Fund shares and a Fund's NAV.
- In stressed market conditions, the market for a Fund's shares may become less liquid in response to the deteriorating liquidity of a Fund's portfolio. This adverse effect on the liquidity of the Fund's shares may, in turn, lead to differences between the market value of a Fund's shares and the Fund's NAV.
- An active trading market for a Fund's shares may not be developed or maintained. Trading in Shares on the Exchange may be halted due to market conditions or for reasons that, in the view of the Exchange, make trading in Shares inadvisable, such as extraordinary market volatility. There can be no assurance that Shares will continue to meet the listing requirements of the Exchange. If a Fund's shares are traded outside a collateralized settlement system, the number of financial institutions that can act as authorized participants that can post collateral on an agency basis is limited, which may limit the market for a Fund's shares.

Fixed Income Securities Risk (All Funds): Fixed income risk factors include credit risk (the debtor may default) and prepayment risk (the debtor may pay its obligation early or later than expected, potentially reducing the amount of interest payments or extending time to principal repayment). These risks could affect the value of a particular investment possibly causing a Fund's share price and total return to be reduced and fluctuate more than other types of investments. When a Fund invests in fixed income securities the value of your investment in a Fund will fluctuate with changes in interest rates. Typically, a rise in interest rates causes a decline in the value of fixed income securities. In general, the market price of debt securities with longer maturities will increase or decrease more in response to changes in interest rates than shorter-term securities. If the U.S. Federal Reserve's Federal Open Market Committee ("FOMC") raises the federal funds interest rate target, interest rates across the U.S. financial system may rise. However, the magnitude of rate changes across maturities and borrower sectors is uncertain. Rising rates may decrease liquidity and increase volatility, which may make portfolio management more difficult and costly to a Fund and its shareholders. Additionally, default risk increases if issuers must borrow at higher rates. Generally, these changing market conditions may cause a Fund's share price to fluctuate or decline more than other types of equity investments.

Automotive Company Risk: The performance of the Underlying Stock, and consequently the Fund's performance, is subject to risks of the automotive sector. The automotive sector industry can be highly cyclical, and companies in the industry may suffer periodic operating losses. Automotive companies can be significantly affected by labor relations and fluctuating component prices. Developments in automotive technologies (e.g., autonomous vehicle technologies) may require significant capital expenditures that may not generate profits for several years, if ever. Automotive companies may be significantly subject to government policies and regulations regarding imports and exports of automotive products. Governmental policies affecting the automotive industry, such as taxes, tariffs, duties, subsidies, and import and export restrictions on automotive products can influence industry profitability. In addition, such companies must comply with environmental laws and regulations, for which there may be severe consequences for non-compliance. While most of the major automotive manufacturers are large companies, certain others may be non-diversified in both product line and customer base and may be more vulnerable to certain events that may negatively impact the automotive industry.

Semi-Conductor Company Risk: The performance of the Underlying Stock, and consequently the Fund's performance, is subject to the risks of the semiconductor sector. The risks of investments in the semiconductor sector industry include: intense competition, both domestically and internationally, including competition from subsidized foreign competitors with lower production costs; wide fluctuations in securities prices due to risks of rapid obsolescence of products; economic performance of the customers of semiconductor companies; their research costs and the risks that their products may not prove commercially successful; capital equipment expenditures that could be substantial and suffer from rapid obsolescence; and thin capitalization and limited product lines, markets, financial resources or personnel. The semiconductor industry may also be affected by risks that affect the broader technology sector, including: government regulation; dramatic and often unpredictable changes in growth rates and competition for qualified personnel; heavy dependence on patent and intellectual property rights, the loss or impairment of which may adversely affect profitability; and a small number of companies representing a large portion of the technology sector as a whole.

Digital Asset and Finance Services Company Risks: The performance of the Underlying Stock, and subsequently the Fund's performance, is subject to the risks of the digital asset and finance company sectors. Such companies may be adversely impacted by government regulations, economic conditions and deterioration in credit markets. These companies typically face intense competition and could be negatively affected by new entrants into the market, especially those located in markets with lower production costs. Competitors in the digital payments space include financial institutions and well-established payment processing companies. In addition, many companies engaged in these businesses store sensitive consumer information and could be the target of cybersecurity attacks and other types of theft, which could have a negative impact on these companies. Online digital asset trading platforms currently operate under less regulatory scrutiny than traditional financial services companies and banks, but there is significant risk that regulatory oversight could increase in the future. Higher levels of regulation could increase costs and adversely impact the current business models of some digital asset-related companies and could severely impact the viability of these companies. These companies could be negatively impacted by disruptions in service caused by hardware or software failure, or by interruptions or delays in service by third-party data center hosting facilities and maintenance providers.

On-Line Business Services and Retail Company Risks: The performance of the Underlying Stock, and consequently the Fund's performance, is subject to the risks of the online retail company sector. Companies that operate in the online marketplace and retail segments are subject to fluctuating consumer demand. Unlike traditional brick and mortar retailers, online marketplaces and retailers must assume shipping costs or pass such costs to consumers. Consumer access to price information for the same or similar products may cause companies that operate in the online marketplace and retail segments to reduce profit margins in order to compete. Due to the nature of their business models, companies that operate in the online marketplace and retail segments may also be subject to heightened cyber security risk, including the risk of theft or damage to vital hardware, software and information systems. The loss or public dissemination of sensitive customer information or other proprietary data may negatively affect the financial performance of such companies to a greater extent than traditional brick and mortar retailers. As a result of such companies being web-based and the fact that they process, store, and transmit large amounts of data, including personal information, for their customers, failure to prevent or mitigate data loss or other security breaches, including breaches of vendors' technology and systems, could expose companies that operate in the online marketplace and retail segments or their customers to a risk of loss or misuse of such information, adversely affect their operating results, result in litigation or potential liability, and otherwise harm their businesses.

Social Media and Computer Programming Company Risks: The performance of the Underlying Stock, and consequently the Fund's performance, is subject to the risks of the social media and computer programming sector. Such companies provide social networking, file sharing, and other web-based media applications. The risks related to investing in such companies include disruption in service caused by hardware or software failure, interruptions or delays in service by third-party data center hosting facilities and maintenance providers, security breaches involving certain private, sensitive, proprietary and confidential information managed and transmitted by social media companies, and privacy concerns and laws, evolving Internet regulation and other foreign or domestic regulations that may limit or otherwise affect the operations of such companies. Additionally, the collection of data from consumers and other sources could face increased scrutiny as regulators consider how the data is collected, stored, safeguarded and used. Furthermore, the business models employed by the companies in the social media and computer programming industries may not prove to be successful.

Social Media and Computer Programming Company Risks: The performance of the Underlying Stock, and consequently the Fund's performance, is subject to the risks of the social media and computer programming sector. Such companies provide social networking, file sharing, and other web-based media applications. The risks related to investing in such companies include disruption in service caused by hardware or software failure, interruptions or delays in service by third-party data center hosting facilities and maintenance providers, security breaches involving certain private, sensitive, proprietary and confidential information managed and transmitted by social media companies, and privacy concerns and laws, evolving Internet regulation and other foreign or domestic regulations that may limit or otherwise affect the operations of such companies. Additionally, the collection of data from consumers and other sources could face increased scrutiny as regulators consider how the data is collected, stored, safeguarded and used. Furthermore, the business models employed by the companies in the social media and computer programming industries may not prove to be successful.

Computer Technology Company Risks: The performance of the Underlying Stock, and consequently the Fund's performance, is subject to the risks of the software and information technology sector. The value of stocks of information technology companies and companies that rely heavily on technology is particularly vulnerable to rapid changes in technology product cycles, rapid product obsolescence, government regulation, and competition, both domestically and internationally, including competition from competitors with lower production costs. In addition, many information technology companies have limited product lines, markets, financial resources or personnel. The prices of information technology companies and companies that rely heavily on technology, especially those of smaller, less-seasoned companies, tend to be more volatile and less liquid than the overall market. Information technology companies are heavily dependent on patent and intellectual property rights, the loss or impairment of which may adversely affect profitability. Additionally, companies in the information technology sector may face dramatic and often unpredictable changes in growth rates and competition for the services of qualified personnel.

Software and Information Computer Technology Company Risks: The performance of the Underlying Stock, and consequently the Fund's performance, is subject to the risks of the software and information technology sector. The value of stocks of information technology companies and companies that rely heavily on technology is particularly vulnerable to rapid changes in technology product cycles, rapid product obsolescence, government regulation, and competition, both domestically and internationally, including competition from competitors with lower production costs. In addition, many information technology companies have limited product lines, markets, financial resources or personnel. The prices of information technology companies and companies that rely heavily on technology, especially those of smaller, less-seasoned companies, tend to be more volatile and less liquid than the overall market. Information technology companies are heavily dependent on patent and intellectual property rights, the loss or impairment of which may adversely affect profitability. Additionally, companies in the information technology sector may face dramatic and often unpredictable changes in growth rates and competition for the services of qualified personnel.

On-Demand Business and Technology Services Company Risks: On-demand business and technology services are a relatively new and are subject to risks associated with a developing industry including limited product lines, markets, and financial resources as well as challenges to scalability of production. There is no guarantee that the products or services offered by companies in this business will be successful. Companies engaged in design, production or distribution of goods or services for the media industry may become quickly obsolete. They are subject to risks that include cyclicity of revenues and earnings, a decrease in the discretionary income of targeted individuals, changing consumer tastes and interests, intense competition, frequent new service introductions, loss or impairment of intellectual property rights, and the potential for increased government regulation. The business models employed by companies in the on-demand industry may not prove to be successful. These companies may also be susceptible to operational and information security risks including those associated with hardware or software failures, interruptions, or delays in service by third party vendors. Additionally, because on-demand companies typically collect and store sensitive consumer information, these companies are potential targets for cybersecurity attacks and other types of theft, and may face scrutiny from regulators considering how consumer data is stored, safeguarded, and used, which could have a negative impact on these companies.

Amusement and Leisure Company Risks: The performance of the Underlying Stock, and consequently the Fund's performance, is subject to the risks of the amusement and leisure company sector. Companies engaged in the design, production, or distribution of goods or services for the leisure and entertainment industries (including hospitality industry companies such as airlines, hotels, restaurants and bars, cruise lines, casinos, and all other recreation and amusement businesses; as well as entertainment programming companies engaged in the production of motion pictures, music by recording artists, programming for radio and television, related post-production and movie theaters) may become obsolete quickly. Additionally, several factors can significantly affect the leisure and entertainment industries, including the performance of the overall economy, changing consumer tastes and discretionary income levels, intense competition, technological developments and government regulation.

Management Risk (All Funds): The Adviser's judgments about the attractiveness, value and potential appreciation of a particular security or derivative in which a Fund invests may prove to be incorrect and may not produce the desired results.

Market and Geopolitical Risk (All Funds): The increasing interconnectivity between global economies and financial markets increases the likelihood that events or conditions in one region or financial market may adversely impact issuers in a different country, region or financial market. Securities in a Fund's portfolio may underperform due to inflation (or expectations for inflation), interest rates, global demand for particular products or resources, natural disasters, pandemics, epidemics, terrorism, regulatory events and governmental or quasi-governmental actions. The occurrence of global events similar to those in recent years, such as terrorist attacks around the world, natural disasters, social and political discord or debt crises and downgrades, among others, may result in market volatility and may have long term effects on both the U.S. and global financial markets. It is difficult to predict when similar events affecting the U.S. or global financial markets may occur, the effects that such events may have and the duration of those effects. Any such event(s) could have a significant adverse impact on the value and risk profile of a Fund's portfolio. The current novel coronavirus (COVID-19) global pandemic and the aggressive responses taken by many governments, including closing borders, restricting international and domestic travel, and the imposition of prolonged quarantines or similar restrictions, as well as the forced or voluntary closure of, or operational changes to, many retail and other businesses, has had negative impacts, and in many cases severe negative impacts, on markets worldwide. It is not known how long such impacts, or any future impacts of other significant events described above, will or would last, but there could be a prolonged period of global economic slowdown, which may impact your Fund investment. Therefore, a Fund could lose money over short periods due to short-term market movements and over longer periods during more prolonged market downturns.

Non-Diversified Risk (All Funds): Each Fund is non-diversified. This means that it may invest a larger portion of its assets in a limited number of companies than a diversified fund. Because a relatively high percentage of a Fund's assets may be invested in the securities of a limited number of companies that could be in the same or related economic sectors, a Fund's portfolio may be more susceptible to any single economic, technological or regulatory occurrence than the portfolio of a diversified fund.

Indirect Investment Risk (All Funds): The issuers of the underlying stocks are not affiliated with the Trust, the Advisor, or any affiliates thereof and is not involved with this offering in any way, and has no obligation to consider the Fund in taking any corporate actions that might affect the value of Shares. The Advisor has not made any due diligence inquiry with respect to the publicly available information of the underlying issuers in connection with this offering. Investors in the Shares will not have voting rights or rights to receive dividends or other distributions or any other rights with respect to the common stock of the underlying issuers.

Swap Risk (All Funds): Each Fund will use swaps to enhance returns and manage risk. A Fund's use of swaps involves risks different from, or possibly greater than, the risks associated with investing directly in securities and other traditional investments. These risks include (i) the risk that the counterparty to a derivative transaction may not fulfill its contractual obligations; (ii) risk of mispricing or improper valuation; and (iii) the risk that changes in the value of the derivative may not correlate perfectly with the underlying asset, rate or index. Derivative prices are highly volatile and may fluctuate substantially during a short period of time. Such prices are influenced by numerous factors that affect the markets, including, but not limited to: changing supply and demand relationships; government programs and policies; national and international political and economic events, changes in interest rates, inflation and deflation and changes in supply and demand relationships. Trading derivative instruments involves risks different from, or possibly greater than, the risks associated with investing directly in securities. Derivative contracts ordinarily have leverage inherent in their terms. The low margin deposits normally required in trading derivatives, including futures contracts, permit a high degree of leverage. Accordingly, a relatively small price movement may result in an immediate and substantial loss to a Fund. The use of leverage may also cause the Fund to liquidate portfolio positions when it would not be advantageous to do so in order to satisfy its obligations or to meet collateral segregation requirements. The use of leveraged derivatives can magnify the Fund's potential for loss and, therefore, amplify the effects of market volatility on a Fund's share price.

Options Contracts Risk: The use of options contracts involves investment strategies and risks different from those associated with ordinary portfolio securities transactions. The prices of options are volatile and are influenced by, among other things, actual and anticipated changes in the value of the underlying instrument, including the anticipated volatility, which are affected by fiscal and monetary policies and by national and international political, changes in the actual or implied volatility or the reference asset, the time remaining until the expiration of the option contract and economic events. For the Fund, in particular, the value of the options contracts in which it invests is substantially influenced by the value of the Underlying Stock. The Fund may experience substantial downside from specific option positions and certain option positions held by the Fund may expire worthless. As an option approaches its expiration date, its value typically increasingly moves with the value of the underlying instrument. However, prior to such a date, the value of an option generally does not increase or decrease at the same rate as the underlying instrument. There may at times be an imperfect correlation between the movement in values of options contracts and the underlying instrument, and there may at times not be a liquid secondary market for certain options contracts. The value of the options held by the Fund will be determined based on market quotations or other recognized pricing methods. Furthermore, when the Fund seeks to trade out of positions, especially near expiration, there is an added risk that the Fund may be required to allocate resources unexpectedly to fulfill these obligations. This potential exposure to physical settlement can significantly impact the Fund's liquidity and market exposure, particularly in volatile market conditions. If the Fund sells non-cash settled options contracts, it would be obligated to receive shares of the Underlying Stock when the option is exercised. Consequently, there is a risk that the Fund may have to physically acquire the Underlying Stock shares at the strike price, which could result in the Fund holding the Underlying Stock, and an asset that has declined in value. The level of exposure obtained through option contracts should at most be equal to the Fund's Daily Leverage Factor times the Fund's net asset value.

Investing in U.S. Equities Risk: Investing in U.S. issuers subjects the Fund to legal, regulatory, political, currency, security, and economic risks that are specific to the U.S. Certain changes in the U.S., such as a weakening of the U.S. economy or a decline in its financial markets, may have an adverse effect on U.S. issuers.

Tracking Error Risk (All Funds): Tracking error is the divergence of a Fund's performance from that of the underlying stock. The performance of a Fund may diverge from that of the underlying stock for a number of reasons. Tracking error may occur because of transaction costs, the Fund's holding of cash, differences in accrual of dividends, changes to the underlying stock or the need to meet new or existing regulatory requirements. Tracking error risk may be heightened during times of market volatility or other unusual market conditions. Each Fund may be required to deviate its investments as a result of market restrictions or other legal reasons, including regulatory limits or other restrictions on securities that may be purchased by the Adviser and its affiliates.

US Treasury Risk (All Funds): U.S. Treasury obligations are backed by the "full faith and credit" of the U.S. government and generally have negligible credit risk. Securities issued or guaranteed by federal agencies or authorities and U.S. government-sponsored instrumentalities or enterprises may or may not be backed by the full faith and credit of the U.S. government. The Fund may be subject to such risk to the extent it invests in securities issued or guaranteed by federal agencies or authorities and U.S. government-sponsored instrumentalities or enterprises.

FUND WEBSITE AND DISCLOSURE OF PORTFOLIO HOLDINGS

The GraniteShares Trust maintains a website for the Funds at www.graniteshares.com. Among other things, this website includes each Fund's prospectus and Statement of Additional Information ("SAI"), and includes the Funds' holdings, the Funds' last annual and semi-annual reports, pricing information about shares trading on the Exchange, updated performance information, premiums and discounts, and bid/ask spreads. The Funds' annual and semi-annual reports contain complete listings of each Fund's portfolio holdings as of the end of the Funds' second and fourth fiscal quarters. Each Fund prepares a report on Form N-PORT of its portfolio holdings as of the end of each month. The Funds' annual and semi-annual reports are filed with the SEC within 60 days of the end of the reporting period and the Fund's monthly portfolio holdings are filed with the SEC within 60 days after the end of each fiscal quarter. You can find the SEC filings on the SEC's website, www.sec.gov. A summarized description of the GraniteShares Trust's policies and procedures with respect to the disclosure of Fund portfolio holdings is available in each Fund's SAI. Information on how to obtain the SAI is listed on the inside back cover of this prospectus.

FUND MANAGEMENT

Adviser

GraniteShares Advisors LLC, the investment adviser to Funds, is a Delaware limited liability company located at 222 Broadway, 21st Floor, New York, New York 10038. The Adviser provides investment advisory services to exchange-traded funds. The Adviser serves as investment adviser to the Funds with overall responsibility for the portfolio management of the Funds, subject to the supervision of the Board of the GraniteShares Trust. For its services, the Adviser receives a fee that is equal to 0.99% per annum of the average daily net assets of each Fund, in each case calculated daily and paid monthly.

Although each Fund is responsible for its own operating expenses, the Adviser has entered into an Expense Limitation Agreement with each Fund. Under this Expense Limitation Agreement, the Adviser has contractually agreed to cap all or a portion of its advisory fees and management services and/or reimburse each Fund for Other Expenses (excluding, as applicable, among other expenses, taxes, swap financing and related costs, acquired fund fees and expenses, dividends or interest on short positions, other interest expenses, brokerage commissions and extraordinary expenses) through December 31, 2025 to the extent that each Fund's Total Annual Fund Operating Expenses exceed 1.15% of each Fund's average daily net assets. Any expense waiver or reimbursement is subject to recoupment by the Adviser within the three years after the expense was waived/reimbursed only if Total Annual Fund Operating Expenses fall below the lesser of this percentage limitation and any percentage limitation in place at the time the expense was waived/reimbursed. This agreement may be terminated or revised at any time at the discretion of the Board upon notice to the Adviser and without the approval of Fund shareholders.

The Adviser is a wholly owned subsidiary of GraniteShares, Inc., a Delaware corporation. The Adviser has been a registered investment adviser since 2017. As of August 28, 2024, the Adviser had US\$ 6.8 billion in total assets under management.

A discussion regarding the basis for the Board's approval of the investment advisory agreement with respect to each Fund will be available in the Funds' first annual or semi-annual report to shareholders.

Portfolio Managers

Benoit Autier has been Chief Operating Officer & Head of Product at GraniteShares since 2017. Prior to joining GraniteShares, Mr. Autier started his career in 1999 at KPMG Audit in Paris before moving in 2003 to Ricol & Lasteyrie (member of the Ernst and Young Corporate Finance network). He joined ETF Securities in 2005, where he worked for over 10 years in London and New York. While at ETF Securities, Mr. Autier was Head of Product Management, overseeing the operation of more than 300 exchange-traded products. Between 2015 and 2016, Mr. Autier worked at the World Gold Council in New York. Mr. Autier received a master in finance from the London Business School in 2005.

Jeff Klearman has been Portfolio Manager at GraniteShares since 2017. Mr. Klearman has over 20 years of experience working as a trader, structurer, marketer and researcher. Most recently, Mr. Klearman was the Chief Investment Officer for Rich Investment Services, a company which created, listed and managed ETFs. Prior to Rich Investment Services, Mr. Klearman headed the New York Commodities Structuring desk at Deutsche Bank AG. From 2004 to 2007, Mr. Klearman headed the marketing and structuring effort for rates-based structured products at BNP Paribas in New York. Mr. Klearman worked at AIG Financial Products from 1994 to 2004 trading rates-based volatility products as well as marketing and structuring. Mr. Klearman received his MBA in Finance from NYU Stern School of Business and his Bachelor of Science in Chemical Engineering from Purdue University.

Ryan Dofflemeyer has been portfolio manager at GraniteShares since September 2024. Mr. Dofflemeyer has over 20 years of experience working as a portfolio manager and trader for ETFs and mutual funds. Most recently, Mr. Dofflemeyer was a Senior Portfolio Manager for Vident Asset Management where he provided ETF sub-advisory services including fund management and trading across a variety of global equities and derivatives-based strategies. Prior to Vident Asset Management, Mr. Dofflemeyer was at ProShares ETFs from 2003 to 2020 where he headed the desks responsible for managing their leveraged and inverse global equities, commodities, and VIX futures ETFs. Mr. Dofflemeyer received his MBA from the University of Maryland Robert H. Smith School of Business and his Bachelor of Arts from the University of Virginia.

The SAI provides additional information about the Portfolio Managers' compensation, other accounts managed, and ownership of Fund shares.

BUYING AND SELLING SHARES

The Funds issue and redeem shares at net asset value only in a large specified number of shares each called a “Creation Unit,” or multiples thereof. A Creation Unit consists of 10,000 shares and are acquired by “Authorized Participants” which are market makers, broker dealers and/or large institutional investors that have entered into an agreement with ALPS Distributors, Inc., the distributor of each Fund’s shares (“ADI” or the “Distributor”). Only Authorized Participants may acquire shares (aggregated in Creation Units) directly from a Fund, and only Authorized Participants may tender their shares for redemption directly to a Fund. Individual shares of the Fund may only be bought and sold in the secondary market through a broker-dealer at a market price. Fund shares are listed for secondary trading on the NASDAQ and can be bought and sold throughout the trading day like other publicly traded securities. The NASDAQ is generally open Monday through Friday and is closed weekends and the following holidays: New Year’s Day, Martin Luther King, Jr. Day, Presidents’ Day, Good Friday, Memorial Day, Independence Day, Labor Day, Thanksgiving Day and Christmas Day.

Because ETF shares trade at market prices rather than at NAV, shares may trade at a price greater than NAV (at a premium), at NAV or less than NAV (at a discount). Market prices of Fund shares may deviate significantly from the value of a Fund’s underlying portfolio holdings (as reflected in the NAV per share) during periods of market stress, with the result that investors may pay significantly more or receive significantly less than the underlying value of the Fund shares bought or sold. It cannot be predicted whether Fund shares will trade below, at, or above their NAV. An investor may also incur costs attributable to the difference between the highest price a buyer is willing to pay to purchase shares of the Fund (bid) and the lowest price a seller is willing to accept for shares of the Fund (ask) when buying or selling shares in the secondary market (the “bid-ask spread”). In addition, when buying or selling shares through a broker, you will incur customary brokerage commissions and charges.

NAV per share for each Fund is computed by dividing the value of the net assets of the Fund (i.e., the value of its total assets less total liabilities) by its total number of shares outstanding. Expenses and fees, including management and distribution fees, if any, are accrued daily and taken into account for purposes of determining NAV. NAV is determined each business day, normally as of the close of regular trading of the NASDAQ (ordinarily 4:00 p.m., Eastern time).

When determining NAV, the value of a Fund’s portfolio securities or other instruments is based on market prices of the securities or other instruments, which generally means a valuation obtained from an exchange or other market (or based on a price quotation or other equivalent indication of the value supplied by an exchange or other market) or a valuation obtained from an independent pricing service. If a security or other instrument’s market price is not readily available or does not otherwise accurately reflect the fair value of the security or other instrument, the security or other instrument will be valued by another method that the Board believes will better reflect fair value in accordance with the Trust’s valuation policies and procedures. Fair value pricing may be used in a variety of circumstances, including, but not limited to, situations when the value of a security or other instrument in a Fund’s portfolio has been materially affected by events occurring after the close of the market on which the security or other instrument is principally traded but prior to the close of the NASDAQ (such as in the case of a corporate action or other news that may materially affect the price of a security) or trading in a security or other instrument has been suspended or halted. Accordingly, a Fund’s NAV may reflect certain portfolio securities’ fair values rather than their market prices.

Fair value pricing involves subjective judgments and it is possible that a fair value determination for a security or other instrument will materially differ from the value that could be realized upon the sale of the security or other instrument. This may result in a difference between the Fund’s performance and the performance of the underlying stock.

Book Entry

Shares of the Funds are held in book-entry form, which means that no stock certificates are issued. The Depository Trust Company (“DTC”) or its nominee is the record owner of all outstanding shares of the Funds.

Investors owning shares of a Fund are beneficial owners as shown on the records of DTC or its participants. DTC serves as the securities depository for all shares of the Funds. Participants include DTC, securities brokers and dealers, banks, trust companies, clearing corporations, and other institutions that directly or indirectly maintain a custodial relationship with DTC. As a beneficial owner of shares, you are not entitled to receive physical delivery of stock certificates or to have shares registered in your name, and you are not considered a registered owner of shares. Therefore, to exercise any right as an owner of shares, you must rely upon the procedures of DTC and its participants. These procedures are the same as those that apply to any securities that you hold in book-entry or “street name” form. Your broker will provide you with account statements, confirmations of your purchases and sales, and tax information.

Frequent Redemptions and Purchases of Fund Shares

Unlike frequent trading of shares of a traditional open-end mutual fund's (i.e., not exchange-traded) shares, frequent trading of shares of a Fund on the secondary market does not disrupt portfolio management, increase the Fund's trading costs, lead to realization of capitalization gains, or otherwise harm the Fund's shareholders because these trades do not involve the Fund directly. Certain institutional investors are authorized to purchase and redeem each Fund's shares directly with the Fund. To the extent these trades are effected in-kind (i.e., for securities, and not for cash), they do not cause any of the harmful effects noted above that may result from frequent cash trades. Moreover, each Fund imposes transaction fees on in-kind purchases and redemptions of Creation Units to cover the custodial and other costs incurred by the Fund in effecting in-kind trades. These fees increase if an investor substitutes cash in part or in whole for Creation Units, reflecting the fact that the Fund's trading costs increase in those circumstances. For these reasons, the Board has determined that it is not necessary to adopt policies and procedures to detect and deter frequent trading and market-timing in shares of the Funds.

DIVIDENDS, DISTRIBUTIONS, AND TAXES

Fund Distributions

Dividends from net investment income, if any, are declared and paid at least annually by the Each Fund. Each Fund also intends to distribute net realized capital gains, if any, to its shareholders at least annually. Dividends and other distributions may be declared and paid more frequently to comply with the distribution requirements of Subchapter M of the Internal Revenue Code, and to avoid a federal excise tax imposed on RICs.

Dividend Reinvestment Service

Brokers may make available to their customers who own a Fund's shares the DTC book-entry dividend reinvestment service. If this service is available and used, dividend distributions of both income and capital gains will automatically be reinvested in additional whole shares of the Fund. Without this service, investors would receive their distributions in cash. In order to achieve the maximum total return on their investments, investors are encouraged to use the dividend reinvestment service. To determine whether the dividend reinvestment service is available and whether there is a commission or other charge for using this service, consult your broker. Brokers may require a Fund's shareholders to adhere to specific procedures and timetables. If this service is available and used, dividend distributions of both income and realized gains will be automatically reinvested in additional whole shares of the applicable Fund purchased in the secondary market.

Federal Income Tax Information

The following is a summary of some important U.S. federal income tax issues that affect each Fund and its shareholders. The summary is based on current U.S. federal income tax laws, which may be changed by legislative, judicial or administrative action. You should not consider this summary to be a detailed explanation of the tax treatment of a Fund, or the tax consequences of an investment in a Fund's shares. The summary is very general, and does not address investors subject to special rules, such as investors who hold shares through an IRA, a 401(k) or other tax-advantaged account. More information about U.S. federal income taxes is located in the SAI. You are urged to consult your tax adviser regarding specific questions as to federal, state and local income taxes.

Federal Income Tax Status of the Funds. Each Fund is treated as a separate entity for U.S. federal income tax purposes, and intends to qualify for the special tax treatment afforded to RICs under Subchapter M of the Internal Revenue Code. As long as a Fund qualifies as a RIC, it pays no U.S. federal income tax on the earnings it distributes to shareholders.

Federal Income Tax Status of Distributions:

- Each Fund will, for each year, distribute substantially all of its net investment income and net capital gains.
- Distributions reported by a Fund as “qualified dividend income” are generally taxed to noncorporate shareholders at rates applicable to long-term capital gains, provided certain holding period and other requirements are met. “Qualified dividend income” generally is income derived from dividends paid by U.S. corporations or certain foreign corporations that are either incorporated in a U.S. possession or eligible for tax benefits under certain U.S. income tax treaties. In addition, dividends that a Fund received in respect of stock of certain foreign corporations may be qualified dividend income if that stock is readily tradable on an established U.S. securities market. Corporate shareholders may be entitled to a dividends-received deduction for the portion of dividends they receive that are attributable to dividends received by a Fund from U.S. corporations, subject to certain limitations.
- A Fund’s strategies may limit its ability to distribute dividends eligible for qualified dividend income treatment for noncorporate shareholders and the dividends-received deduction for corporate shareholders.
- Any distributions of net capital gain (the excess of a Fund’s net long-term capital gains over its net short-term capital losses) that you receive from a Fund are taxable as long-term capital gains regardless of how long you have owned your shares. Long-term capital gains are currently taxed to noncorporate shareholders at reduced maximum rates.
- If a Fund’s distributions exceed its current and accumulated earnings and profits, the excess will be treated for federal income tax purposes as a tax-free return of capital to the extent of your basis in your shares and thereafter as a capital gain if you hold your shares as a capital asset. Because a return of capital distribution reduces the basis of your shares, a return of capital distribution may result in a higher capital gain or a lower capital loss when you sell your shares held in a taxable account.
- Taxable dividends and distributions are generally taxable to you whether you receive them in cash or in additional shares through a broker’s dividend reinvestment service. If you receive dividends or distributions in the form of additional shares through a broker’s dividend reinvestment service, you will be required to pay applicable federal, state or local taxes on the reinvested dividends but you will not receive a corresponding cash distribution with which to pay any applicable tax.
- A Fund may be able to pass through to you foreign tax credits for certain taxes paid by the Fund, provided the Fund meets certain requirements.
- Distributions paid in January but declared by a Fund in October, November or December of the previous year to shareholders of record in one of those months may be taxable to you in the previous year.
- A Fund will inform you of the amount of your ordinary income dividends, qualified dividend income, return of capital, foreign tax credits and net capital gain distributions received from the Fund shortly after the close of each calendar year.

Taxes on Exchange-Listed Share Sales. Any capital gain or loss realized upon a sale of shares will generally be treated as long-term capital gain or loss if the shares have been held for more than one year and as short-term capital gain or loss if the shares have been held for one year or less, except that any capital loss on the sale of shares held for six months or less will be treated as long-term capital loss to the extent of amounts treated as distributions of net capital gain to the shareholder with respect to such shares.

Medicare Tax. U.S. individuals with income exceeding \$200,000 (\$250,000 if married and filing jointly) are subject to a 3.8% Medicare contribution tax on their “net investment income,” including interest, dividends, and capital gains (including capital gains realized on the sale or exchange of shares). This 3.8% tax also applies to all or a portion of the undistributed net investment income of certain shareholders that are estates and trusts.

Non-U.S. Investors. If you are not a citizen or permanent resident of the United States, a Fund’s ordinary income dividends will generally be subject to a 30% U.S. withholding tax, unless a lower treaty rate applies or unless such income is effectively connected with a U.S. trade or business. This 30% withholding tax generally will not apply to distributions of net capital gain.

Distributions, sale proceeds and certain capital gain dividends paid to a shareholder that is a “foreign financial institution” as defined in Section 1471 of the Internal Revenue Code and that does not meet the requirements imposed on foreign financial institutions by Section 1471 will generally be subject to withholding tax at a 30% rate. Distributions, sale proceeds and certain capital gain dividends paid to a non-U.S. shareholder that is not a foreign financial institution will generally be subject to such withholding tax if the shareholder fails to make certain required certifications. Recently issued proposed Treasury Regulations, however, generally eliminate such withholding on gross proceeds, which include certain capital gains distributions and sale proceeds from a sale or disposition of Fund shares. Taxpayers generally may rely on these proposed Treasury Regulations until final Treasury Regulations are issued. A non-U.S. shareholder may be exempt from the withholding described in this paragraph under an applicable intergovernmental agreement between the U.S. and a foreign government, provided that the shareholder and the applicable foreign government comply with the terms of such agreement.

Backup Withholding. A Fund or your broker will be required in certain cases to withhold (as “backup withholding”) on amounts payable to any shareholder who (1) has provided either an incorrect taxpayer identification number or no number at all, (2) is subject to backup withholding by the Internal Revenue Service for failure to properly report payments of interest or dividends, (3) has failed to certify that such shareholder is not subject to backup withholding, or (4) has not certified that such shareholder is a U.S. person (including a U.S. resident alien). The backup withholding rate is currently 24%. Backup withholding will not, however, be applied to payments that have been subject to the 30% withholding tax applicable to shareholders who are neither citizens nor residents of the United States.

Taxes on Purchases and Redemptions of Creation Units. An authorized purchaser having the U.S. dollar as its functional currency for U.S. federal income tax purposes who exchanges securities for Creation Units generally recognizes a gain or a loss. The gain or loss will be equal to the difference between the value of the Creation Units at the time of the exchange and the exchanging authorized purchaser’s aggregate basis in the securities delivered, plus the amount of any cash paid for the Creation Units. An authorized purchaser who exchanges Creation Units for securities will generally recognize a gain or loss equal to the difference between the exchanging authorized purchaser’s basis in the Creation Units and the aggregate U.S. dollar market value of the securities received, plus any cash received for such Creation Units. The Internal Revenue Service may assert, however, that an authorized purchaser who does not mark-to-market its holdings may not be permitted to currently deduct losses upon an exchange of securities for Creation Units under the rules governing “wash sales,” or on the basis that there has been no significant change in economic position. Persons exchanging securities should consult their own tax advisor with respect to whether wash sale rules apply and when a loss might be deductible.

Any capital gain or loss realized upon redemption of Creation Units is generally treated as long-term capital gain or loss if the shares have been held for more than one year and as a short-term capital gain or loss if the shares have been held for one year or less.

A Fund may include a payment of cash in addition to, or in place of, the delivery of a basket of securities upon the redemption of Creation Units. A Fund may sell portfolio securities to obtain the cash needed to distribute redemption proceeds. This may cause a Fund to recognize investment income and/or capital gains or losses that it might not have recognized if it had completely satisfied the redemption in-kind. As a result, a Fund may be less tax efficient if it includes such a cash payment in the proceeds paid upon the redemption of Creation Units.

The foregoing discussion summarizes some of the possible consequences under current federal income tax law of an investment in a Fund. It is not a substitute for personal tax advice. You also may be subject to state, local and foreign tax on Fund distributions and sales of shares. Consult your personal tax advisor about the potential tax consequences of an investment in shares under all applicable tax laws. For more information, please see the section entitled “Federal Income Taxes” in the SAI.

DISTRIBUTION OF FUND SHARES

ALPS Distributors, Inc. (previously defined as “ADI” or the “Distributor”) is a broker-dealer registered with the U.S. Securities and Exchange Commission. The Distributor distributes Creation Units for the Funds on an agency basis and does not maintain a secondary market in Fund shares. The Distributor has no role in determining the policies of the Funds or the securities that are purchased or sold by a Fund. The Distributor’s principal address is 1290 Broadway, Suite 1000, Denver, CO 80203.

The Board has adopted a Distribution and Service Plan (the “Plan”) pursuant to Rule 12b-1 under the 1940 Act. In accordance with the Plan, each Fund is authorized to pay an amount up to 0.25% of its average daily net assets each year for certain distribution-related activities and shareholder services. No Rule 12b-1 fees are currently paid by a Fund, and there are no plans to impose these fees. However, in the event Rule 12b-1 fees are charged in the future, because the fees are paid out of the applicable Fund’s assets, over time these fees will increase the cost of your investment and may cost you more than certain other types of sales charges.

PREMIUM/DISCOUNT INFORMATION

Information on the daily NAV per share of each Fund can be found at www.graniteshares.com. Additionally, information regarding how often the shares of each Fund traded on the Exchange at a price above (i.e., at a premium) or below (i.e., at a discount) the NAV of the Fund is available at www.graniteshares.com. Any such information represents past performance and cannot be used to predict future results.

FUND SERVICE PROVIDERS

Brown Brothers Harriman & Co. (“BBH”) is the custodian and transfer agent for the Funds. BBH is located at 50 Post Office Square, Boston, MA 02110-1548.

ALPS Fund Services, Inc., located at 1290 Broadway, Suite 1000, Denver, CO 80203, is the administrator for the Funds.

ALPS Distributors, Inc., located at 1290 Broadway, Suite 1000, Denver, CO 80203, is the distributor for the Funds.

Tait Weller & Baker LLP, located at 50 South 16th Street, Suite 2900, Philadelphia, PA 19102, serves as the Funds’ independent registered public accounting firm. Tait Weller & Baker LLP has been appointed by the Funds’ trustees to audit the annual financial statements of the Funds.

FINANCIAL HIGHLIGHTS

Highlights are intended to help you understand the financial history for the past five years (or, if shorter, the period of operations). Certain information reflects financial results for a single Fund share. The total returns in the table represent the rate that an investor would have earned (or lost) on an investment in a Fund (assuming reinvestment of all dividends and distributions). The annual information for the fiscal year ended June 30, 2024 has been audited by Tait Weller & Baker LLP, independent registered public accounting firm, whose reports, along with the Funds’ financial statements, are included in the annual report.

GraniteShares 1.25x Long TSLA Daily ETF

	For the Year Ended June 30, 2024	For the Period August 8, 2022 (Commencement of Operations) to June 30, 2023
NET ASSET VALUE, BEGINNING OF PERIOD	\$ 19.64	\$ 25.00
INCOME FROM OPERATIONS:		
Net investment income ^(a)	0.12	0.11
Net realized and unrealized loss	(5.27)	(5.47)
Total from investment operations	(5.15)	(5.36)
DISTRIBUTIONS:		
From net investment income	(6.59)	—
From return of capital	(0.07)	—
Total distributions	(6.66)	—
NET (DECREASE) IN NET ASSET VALUE	(11.81)	(5.36)
NET ASSET VALUE, END OF PERIOD	\$ 7.83	\$ 19.64
TOTAL RETURN^(b)	(37.53)%	(21.44)%
MARKET VALUE TOTAL RETURN^(c)	(37.45)%	(19.55)%
RATIOS/SUPPLEMENTAL DATA:		
Net assets, end of period (in 000s)	\$ 7,983	\$ 7,265
RATIOS TO AVERAGE NET ASSETS		
Ratio of expenses excluding waiver/reimbursement to average net assets	1.98%	2.67%(d)
Ratio of expenses including waiver/reimbursement to average net assets	1.15%	1.15%(d)
Ratio of net investment income to average net assets	1.09%	0.89%(d)
Portfolio turnover rate	0%	0%

^(a) Based on daily average shares outstanding during the period.

^(b) Total return is calculated assuming an initial investment made at the net asset value at the beginning of the period and redemption at the net asset value on the last day of the period and assuming all distributions are reinvested at the reinvestment prices (lower of market or NAV on ex-date).

^(c) Market value total return is calculated assuming an initial investment made at market value at the beginning of the period, reinvestment of all dividends and distributions at the reinvestment prices (lower of market or NAV on ex-date) during the period, if any, and redemptions on the last day of the period at market value. Market value is determined by the composite closing price as defined as the last reported sales price on Nasdaq. The composite closing price is the last reported sale, regardless of volume, and not an average price, and may have occurred on a date prior to the close of the reporting period.

^(d) Annualized.

GraniteShares 2x Long NVDA Daily ETF

	For the Year Ended June 30, 2024*	For the Period December 12, 2022 (Commencement of Operations) to June 30, 2023*
NET ASSET VALUE, BEGINNING OF PERIOD	\$ 14.06	\$ 4.17
INCOME FROM OPERATIONS:		
Net investment income/(loss) ^(a)	(0.18)	0.06
Net realized and unrealized gain	57.41	9.83
Total from investment operations	57.23	9.89
DISTRIBUTIONS:		
From net investment income	(1.61)	—
From realized gains	(0.08)	—
Total distributions	(1.69)	—
NET INCREASE IN NET ASSET VALUE	55.54	9.89
NET ASSET VALUE, END OF PERIOD	\$ 69.60	\$ 14.06
TOTAL RETURN^(b)	450.96%	237.62%
MARKET VALUE TOTAL RETURN^(c)	452.02%	222.13%
RATIOS/SUPPLEMENTAL DATA:		
Net assets, end of period (in 000s)	\$ 4,723,515	\$ 118,957
RATIOS TO AVERAGE NET ASSETS		
Ratio of expenses to average net assets	1.06%	1.57%(d)
Ratio of expenses including waiver/reimbursement to average net assets	1.06%	1.15%(d)
Ratio of net investment income/(loss) to average net assets	(0.49)%	1.13%(d)
Portfolio turnover rate	11,811%	0%

* The Fund had a 6 for 1 stock split after the close of business March 12, 2024. See Note 1 in the accompanying Notes to Financial Statements and Financial Highlights.

(a) Based on daily average shares outstanding during the period.

(b) Total return is calculated assuming an initial investment made at the net asset value at the beginning of the period and redemption at the net asset value on the last day of the period and assuming all distributions are reinvested at the reinvestment prices (lower of market or NAV on ex-date).

(c) Market value total return is calculated assuming an initial investment made at market value at the beginning of the period, reinvestment of all dividends and distributions at the reinvestment prices (lower of market or NAV on ex-date) during the period, if any, and redemptions on the last day of the period at market value. Market value is determined by the composite closing price as defined as the last reported sales price on Nasdaq. The composite closing price is the last reported sale, regardless of volume, and not an average price, and may have occurred on a date prior to the close of the reporting period.

(d) Annualized.

GraniteShares 2x Long COIN Daily ETF

	For the Year Ended June 30, 2024	For the Period August 8, 2022 (Commencement of Operations) to June 30, 2023
NET ASSET VALUE, BEGINNING OF PERIOD	\$ 10.26	\$ 25.00
INCOME FROM OPERATIONS:		
Net investment income/(loss) ^(a)	(0.27)	0.01
Net realized and unrealized gain/(loss)	35.55	(14.75)
Total from investment operations	35.28	(14.74)
DISTRIBUTIONS:		
From net investment income	(0.11)	—
Total distributions	(0.11)	—
NET INCREASE/(DECREASE) IN NET ASSET VALUE	35.17	(14.74)
NET ASSET VALUE, END OF PERIOD	\$ 45.43	\$ 10.26
TOTAL RETURN^(b)	343.82%	(58.94)%
MARKET VALUE TOTAL RETURN^(c)	344.36%	(51.40)%
RATIOS/SUPPLEMENTAL DATA:		
Net assets, end of period (in 000s)	\$ 487,504	\$ 7,594
RATIOS TO AVERAGE NET ASSETS		
Ratio of expenses to average net assets	1.12%	2.46%(d)
Ratio of expenses including waiver/reimbursement to average net assets	1.10%	1.15%(d)
Ratio of net investment income/(loss) to average net assets	(0.57)%	0.17%(d)
Portfolio turnover rate	44,577%	0%

(a) Based on daily average shares outstanding during the period.

(b) Total return is calculated assuming an initial investment made at the net asset value at the beginning of the period and redemption at the net asset value on the last day of the period and assuming all distributions are reinvested at the reinvestment prices (lower of market or NAV on ex-date).

(c) Market value total return is calculated assuming an initial investment made at market value at the beginning of the period, reinvestment of all dividends and distributions at the reinvestment prices (lower of market or NAV on ex-date) during the period, if any, and redemptions on the last day of the period at market value. Market value is determined by the composite closing price as defined as the last reported sales price on Nasdaq. The composite closing price is the last reported sale, regardless of volume, and not an average price, and may have occurred on a date prior to the close of the reporting period.

(d) Annualized.

GraniteShares 2x Long BABA Daily ETF

	For the Year Ended June 30, 2024	For the Period December 12, 2022 (Commencement of Operations) to June 30, 2023
NET ASSET VALUE, BEGINNING OF PERIOD	\$ 19.42	\$ 25.00
INCOME FROM OPERATIONS:		
Net investment income ^(a)	0.08	0.00
Net realized and unrealized loss	(6.46)	(5.58)
Total from investment operations	(6.38)	(5.58)
NET (DECREASE) IN NET ASSET VALUE	(6.38)	(5.58)
NET ASSET VALUE, END OF PERIOD	\$ 13.04	\$ 19.42
TOTAL RETURN^(b)	(32.85)%	(22.29)%
MARKET VALUE TOTAL RETURN^(c)	(32.87)%	(25.54)%
RATIOS/SUPPLEMENTAL DATA:		
Net assets, end of period (in 000s)	\$ 18,909	\$ 3,495
RATIOS TO AVERAGE NET ASSETS		
Ratio of expenses excluding waiver/reimbursement to average net assets	1.52%	3.60%(d)
Ratio of expenses including waiver/reimbursement to average net assets	1.15%	1.15%(d)
Ratio of net investment income to average net assets	0.54%	0.03%(d)
Portfolio turnover rate	0%	0%

- (a) Based on daily average shares outstanding during the period.
- (b) Total return is calculated assuming an initial investment made at the net asset value at the beginning of the period and redemption at the net asset value on the last day of the period and assuming all distributions are reinvested at the reinvestment prices (lower of market or NAV on ex-date).
- (c) Market value total return is calculated assuming an initial investment made at market value at the beginning of the period, reinvestment of all dividends and distributions at the reinvestment prices (lower of market or NAV on ex-date) during the period, if any, and redemptions on the last day of the period at market value. Market value is determined by the composite closing price as defined as the last reported sales price on Nasdaq. The composite closing price is the last reported sale, regardless of volume, and not an average price, and may have occurred on a date prior to the close of the reporting period.
- (d) Annualized.

GraniteShares 2x Long META Daily ETF

	For the Year Ended June 30, 2024*	For the Period December 12, 2022 (Commencement of Operations) to June 30, 2023*
NET ASSET VALUE, BEGINNING OF PERIOD	\$ 18.20	\$ 5.00
INCOME FROM OPERATIONS:		
Net investment income ^(a)	0.21	0.07
Net realized and unrealized gain	16.31	13.13
Total from investment operations	16.52	13.20
DISTRIBUTIONS:		
From net investment income	(7.89)	—
From realized gains	(0.12)	—
Total distributions	(8.01)	—
NET INCREASE IN NET ASSET VALUE	8.51	13.20
NET ASSET VALUE, END OF PERIOD	\$ 26.71	\$ 18.20
TOTAL RETURN^(b)	121.19%	264.19%
MARKET VALUE TOTAL RETURN^(c)	121.22%	237.51%
RATIOS/SUPPLEMENTAL DATA:		
Net assets, end of period (in 000s)	\$ 109,507	\$ 6,371
RATIOS TO AVERAGE NET ASSETS		
Ratio of expenses excluding waiver/reimbursement to average net assets	1.22%	3.48%(d)
Ratio of expenses including waiver/reimbursement to average net assets	1.15%	1.15%(d)
Ratio of net investment income to average net assets	0.86%	1.07%(d)
Portfolio turnover rate	0%	0%

- * The Fund had a 5 for 1 stock split after the close of business March 12, 2024. See Note 1 in the accompanying Notes to Financial Statements and Financial Highlights.
- (a) Based on daily average shares outstanding during the period.
- (b) Total return is calculated assuming an initial investment made at the net asset value at the beginning of the period and redemption at the net asset value on the last day of the period and assuming all distributions are reinvested at the reinvestment prices (lower of market or NAV on ex-date).
- (c) Market value total return is calculated assuming an initial investment made at market value at the beginning of the period, reinvestment of all dividends and distributions at the reinvestment prices (lower of market or NAV on ex-date) during the period, if any, and redemptions on the last day of the period at market value. Market value is determined by the composite closing price as defined as the last reported sales price on Nasdaq. The composite closing price is the last reported sale, regardless of volume, and not an average price, and may have occurred on a date prior to the close of the reporting period.
- (d) Annualized.

GraniteShares 2x Long GOOGL Daily ETF

Because the Fund has not yet commenced investment operations, no financial highlights are available at this time. In the future, financial highlights will be presented in this section of the Prospectus.

GraniteShares 2x Long AMZN Daily ETF

	For the Period March 18, 2024 (Commencement of Operations) to June 30, 2024
NET ASSET VALUE, BEGINNING OF PERIOD	\$ 25.00
INCOME FROM OPERATIONS:	
Net investment income ^(a)	0.10
Net realized and unrealized gain	4.30
Total from investment operations	4.40
NET INCREASE IN NET ASSET VALUE	4.40
NET ASSET VALUE, END OF PERIOD	\$ 29.40
TOTAL RETURN^(b)	17.60%
MARKET VALUE TOTAL RETURN^(c)	17.72%
RATIOS/SUPPLEMENTAL DATA:	
Net assets, end of period (in 000s)	\$ 17,053
RATIOS TO AVERAGE NET ASSETS	
Ratio of expenses to average net assets	2.28% ^(d)
Ratio of expenses including waiver/reimbursement to average net assets	1.15% ^(d)
Ratio of net investment income to average net assets	1.31% ^(d)
Portfolio turnover rate	0%

(a) Based on daily average shares outstanding during the period.

(b) Total return is calculated assuming an initial investment made at the net asset value at the beginning of the period and redemption at the net asset value on the last day of the period and assuming all distributions are reinvested at the reinvestment prices (lower of market or NAV on ex-date).

(c) Market value total return is calculated assuming an initial investment made at market value at the beginning of the period, reinvestment of all dividends and distributions at the reinvestment prices (lower of market or NAV on ex-date) during the period, if any, and redemptions on the last day of the period at market value. Market value is determined by the composite closing price as defined as the last reported sales price on Nasdaq. The composite closing price is the last reported sale, regardless of volume, and not an average price, and may have occurred on a date prior to the close of the reporting period.

(d) Annualized.

GraniteShares 2x Long AAPL Daily ETF

	For the Year Ended June 30, 2024	For the Period August 8, 2022 (Commencement of Operations) to June 30, 2023
NET ASSET VALUE, BEGINNING OF PERIOD	\$ 29.38	\$ 25.00
INCOME FROM OPERATIONS:		
Net investment income ^(a)	0.10	0.09
Net realized and unrealized gain	0.17	4.29
Total from investment operations	0.27	4.38
DISTRIBUTIONS:		
From net investment income	(4.31)	—
Total distributions	(4.31)	—
NET INCREASE/(DECREASE) IN NET ASSET VALUE	(4.04)	4.38
NET ASSET VALUE, END OF PERIOD	\$ 25.34	\$ 29.38
TOTAL RETURN^(b)	2.32%	17.57%
MARKET VALUE TOTAL RETURN^(c)	2.42%	17.16%
RATIOS/SUPPLEMENTAL DATA:		
Net assets, end of period (in 000s)	\$ 35,220	\$ 3,525
RATIOS TO AVERAGE NET ASSETS		
Ratio of expenses excluding waiver/reimbursement to average net assets	1.65%	5.09% ^(d)
Ratio of expenses including waiver/reimbursement to average net assets	1.15%	1.15% ^(d)
Ratio of net investment income to average net assets	0.47%	0.44% ^(d)
Portfolio turnover rate	0%	0%

(a) Based on daily average shares outstanding during the period.

(b) Total return is calculated assuming an initial investment made at the net asset value at the beginning of the period and redemption at the net asset value on the last day of the period and assuming all distributions are reinvested at the reinvestment prices (lower of market or NAV on ex-date).

(c) Market value total return is calculated assuming an initial investment made at market value at the beginning of the period, reinvestment of all dividends and distributions at the reinvestment prices (lower of market or NAV on ex-date) during the period, if any, and redemptions on the last day of the period at market value. Market value is determined by the composite closing price as defined as the last reported sales price on Nasdaq. The composite closing price is the last reported sale, regardless of volume, and not an average price, and may have occurred on a date prior to the close of the reporting period.

(d) Annualized.

GraniteShares 2x Long MSFT Daily ETF

	For the Period March 18, 2024 (Commencement of Operations) June 30, 2024
NET ASSET VALUE, BEGINNING OF PERIOD	\$ 25.00
INCOME FROM OPERATIONS:	
Net investment income ^(a)	0.10
Net realized and unrealized gain	2.66
Total from investment operations	2.76
NET INCREASE IN NET ASSET VALUE	2.76
NET ASSET VALUE, END OF PERIOD	\$ 27.76
TOTAL RETURN^(b)	11.04%
MARKET VALUE TOTAL RETURN^(c)	11.08%
RATIOS/SUPPLEMENTAL DATA:	
Net assets, end of period (in 000s)	\$ 10,271
RATIOS TO AVERAGE NET ASSETS	
Ratio of expenses to average net assets	3.55%(d)
Ratio of expenses including waiver/reimbursement to average net assets	1.15%(d)
Ratio of net investment income to average net assets	1.46%(d)
Portfolio turnover rate	0%

(a) Based on daily average shares outstanding during the period.

(b) Total return is calculated assuming an initial investment made at the net asset value at the beginning of the period and redemption at the net asset value on the last day of the period and assuming all distributions are reinvested at the reinvestment prices (lower of market or NAV on ex-date).

(c) Market value total return is calculated assuming an initial investment made at market value at the beginning of the period, reinvestment of all dividends and distributions at the reinvestment prices (lower or market or NAV on ex-date) during the period, if any, and redemptions on the last day of the period at market value. Market value is determined by the composite closing price as defined as the last reported sales price on Nasdaq. The composite closing price is the last reported sale, regardless of volume, and not an average price, and may have occurred on a date prior to the close of the reporting period.

(d) Annualized.

GraniteShares 2x Long AMD Daily ETF

	For the Period March 18, 2024 (Commencement of Operations) to June 30, 2024
NET ASSET VALUE, BEGINNING OF PERIOD	\$ 25.00
INCOME FROM OPERATIONS:	
Net investment income ^(a)	0.01
Net realized and unrealized loss	(8.57)
Total from investment operations	(8.56)
NET (DECREASE) IN NET ASSET VALUE	(8.56)
NET ASSET VALUE, END OF PERIOD	\$ 16.44
TOTAL RETURN^(b)	(34.24)%
MARKET VALUE TOTAL RETURN^(c)	(34.32)%
RATIOS/SUPPLEMENTAL DATA:	
Net assets, end of period (in 000s)	\$ 55,081
RATIOS TO AVERAGE NET ASSETS	
Ratio of expenses to average net assets	1.44%(d)
Ratio of expenses including waiver/reimbursement to average net assets	1.15%(d)
Ratio of net investment income to average net assets	0.29%(d)
Portfolio turnover rate	0%

(a) Based on daily average shares outstanding during the period.

(b) Total return is calculated assuming an initial investment made at the net asset value at the beginning of the period and redemption at the net asset value on the last day of the period and assuming all distributions are reinvested at the reinvestment prices (lower of market or NAV on ex-date).

(c) Market value total return is calculated assuming an initial investment made at market value at the beginning of the period, reinvestment of all dividends and distributions at the reinvestment prices (lower or market or NAV on ex-date) during the period, if any, and redemptions on the last day of the period at market value. Market value is determined by the composite closing price as defined as the last reported sales price on Nasdaq. The composite closing price is the last reported sale, regardless of volume, and not an average price, and may have occurred on a date prior to the close of the reporting period.

(d) Annualized.

GraniteShares 2x Long PLTR Daily ETF

Because there have been no annual shareholder reports published for the Fund as of the date of this prospectus, no financial highlights are available at this time. Once available, the shareholder reports will be available online at www.graniteshares.com or by calling 844-476-8747.

GraniteShares 2x Long UBER Daily ETF

Because there have been no annual shareholder reports published for the Fund as of the date of this prospectus, no financial highlights are available at this time. Once available, the shareholder reports will be available online at www.graniteshares.com or by calling 844-476-8747.

GraniteShares 2x Long DIS Daily ETF

Because the Fund has not yet commenced investment operations, no financial highlights are available at this time. In the future, financial highlights will be presented in this section of the Prospectus.

GraniteShares 2x Long F Daily ETF

Because the Fund has not yet commenced investment operations, no financial highlights are available at this time. In the future, financial highlights will be presented in this section of the

GRANITESHARES ETF TRUST

Annual/Semi-Annual Reports to Shareholders

Additional information about the Funds' investments is available in the Trust's annual and semi-annual reports to shareholders. In the Trust's annual reports, you will find a discussion of the market conditions and investment strategies that significantly affected each Fund's performance during its most recent fiscal year.

Statement of Additional Information (SAI)

The SAI provides more detailed information about each Fund. The SAI is incorporated by reference into, and is thus legally a part of, this prospectus.

For More Information

To request a free copy of the latest annual or semi-annual report of a Fund, the SAI or to request additional information about the Funds or to make other inquiries, please contact us as follows:

Call: 844-GRN-TSHR (844-476-8747)
Monday through Friday
9 a.m. to 5 p.m.

Write: GraniteShares ETF Trust
c/o ALPS Fund Services, Inc.
1290 Broadway, Suite 1000
Denver, CO 80203

Visit: www.graniteshares.com

Information Provided by the Securities and Exchange Commission

Reports and other information about the Funds are available in the EDGAR Database on the SEC's Internet site at <http://www.sec.gov>, or you can receive copies of this information, after paying a duplicating fee, by electronic request at the following e-mail address: publicinfo@sec.gov.

The Trust's Investment Company Act file number: 811-23214